

2009

MODULO

CristalRecord

www.modulelectro.ru

iluminación·lighting

www.cristalrecord.com



Bienvenido Welcome Bienvenue

Bienvenido Welcome Bienvenue Willkommen Приветствовать

enue Willkommen Приветствовать





At your home and office, the light plays a very important role, to create a pleasant atmosphere. The illumination is one of the most important aspects within the decoration, your own comfort will depend on it.

The illumination must follow an esthetic and practical sense, but also emotional.

CristalRecord wishes this catalogue to be a decisive tool to help you to create a comfortable environment according to the newest trends and your own style.



La lumière joue un rôle fondamental dans votre intérieur et dans votre société: créer des ambiances agréables. L'éclairage est un des aspects les plus importants au sein de la décoration puisque c'est de lui que dépendra une chose aussi décisive que votre propre confort.

L'éclairage doit obéir à un sens esthétique et pratique, mais aussi émotionnel.

Chez Cristalrecord, nous souhaitons que ce catalogue de luminaires soit un outil décisif qui vous aide à créer des espaces et des ambiances confortables, en accord avec les nouvelles tendances et votre propre style.



Das Licht spielt eine wesentliche Rolle in Ihrem Interieur und in Ihrer Firma: ein angenehmes Ambiente zu schaffen.

Die Beleuchtung ist eines der wichtigsten Aspekte inmitten der Raumgestaltung und ist ausschlaggebend für ihren persönlichen Komfort.

Die Beleuchtung muss einem ästhetischen und zweckmäßigen Empfinden entsprechen, jedoch auch der Gemütsverfassung folgen.

Wir bei Cristalrecord wünschen, dass dieser Leuchtenkatalog für sie die entscheidende Hilfe darstellt, ihr Raumgefühl für eine behagliche Atmosphäre zu fördern, im Einklang mit den neuesten Trends und ihrem persönlichen Stil.



Свет играет очень большую роль в создании приятной атмосферы как в Вашем доме, так и на рабочем месте.

Освещение является одним из основных аспектов в области декорирования и без сомнения наш собственный комфорт будет зависеть от этого.

Освещение должно отображать как эстетическую сторону, так и практическую, но а также эмоциональную.

СristalRecord желает, чтобы данный каталог стал основным руководством, которое поможет Вам создать комфортную обстановку с использованием новинок в сочетании с Вашим собственным стилем.

MODUL
ELECTRO
www.modulelectro.ru

En tu hogar y en tu negocio, la luz juega un papel fundamental: crear ambientes agradables. La iluminación es uno de los aspectos más importantes dentro de la decoración, ya que de ella dependerá algo tan decisivo como tu propia comodidad.

La iluminación debe obedecer a un sentido estético y práctico, pero también emocional.

Desde CristalRecord deseamos, que este catálogo de iluminación, sea una herramienta decisiva, que te ayude a crear espacios y ambientes confortables, acordes a las nuevas tendencias y a tu propio estilo.




ÍNDICE COLECCIONES / COLLECTIONS INDEX

 EMPOTRABLES / BUILT-IN

-  ICEBERG - p-12
-  LUNNE - p-14
-  MODO - p-18
-  KUBBE - p-20
-  LUXOR - p-22
-  ZETA - p-24
-  ZETA-MINI - p-27
-  CUBO - p-29
-  BEATRIZ PIRAMIDE - p-30
-  BEATRIZ DISEÑO - p-31
-  LLUVIA - p-33
-  GOLD - p-34
-  VENEZIA - p-36
-  IRIS - p-38
-  DIAMANTE - p-42


-  BISEL - p-44
-  DISCK - p-46
-  ANETO - p-49
-  DUNA - p-52
-  CRISTAL - p-54
-  ROMO - p-60
-  GEO - p-64
-  HELIUM - p-66
-  PLATINIUM - p-77
-  TECHNO - p-79
-  ALUMINIUM - p-82
-  ECLO - p-86
-  TERRA - p-88
-  ZAR - p-90
-  LUZER - p-97










www.modulelectro.ru

ÍNDICE COLECCIONES / COLLECTIONS INDEX

 DOWNLIGHTS / DOWNLIGHTS

-  ARCO - p-102
-  EXPO - p-104
-  EXPOCOLOR - p-106
-  D-ZETA - p-109
-  LUNA - p-110
-  FERRO - p-112
-  CIKLO - p-114
-  ONDA - p-116
-  TRONICK - p-118






























 APLIQUES Y PLAFONES / DOWNLIGHT AND CEILING FIXTURES

-  HYDROS - p-122
-  STRATO - p-125
-  HIEDRA - p-127
-  FUTURA - p-136
-  QUICK-FAST - p-138
-  EXPRESS - p-140
-  CLIP - p-141
-  ART - p-143

 FOCOS / FOCUS

-  ZERO - p-146
-  KLON - p-150
-  VETRO - p-154

FLEXOS / ADJUSTABLE TABLE LAMPS

	LEDS - p-160		TUCAN - p-172
	TABLE - p-162		PUNTO - p-173
	PINGUI - p-163		RONDO - p-173
	ARTIK - p-164		SENSOR - p-174
	LEX - p-164		KONIC - p-175
	SCREEN - p-165		DIANA - p-176
	MP3 - p-167		MINI - p-176
	SOL - p-168		FARO - p-177
	CLIMA - p-168		TRAZO - p-177
	LANZA - p-169		CLASE - p-178
	FLOR - p-169		MODEL - p-178
	LOOK - p-170		ARTI - p-179
	TEJA - p-170		ARTI 2 - p-179
	MIRO - p-171		COLORS - p-181
	METRO - p-172		

REF.	p	REF.	p	REF.	p	REF.	p	REF.	p
00-010-00-003	12	00-610-01-990	63	01-035-03-100	26	01-150-21-160	33	01-700-03-142	61
00-010-00-115	12	00-610-02-990	63	01-035-03-115	26	01-150-41-110	33	01-700-03-160	61
00-061-00-003	13	00-610-03-990	63	01-035-03-120	26	01-150-41-120	33	01-800-01-100	60
00-061-00-115	13	00-710-01-120	63	01-035-03-141	26	01-150-41-160	33	01-800-01-120	60
00-111-01-141	130	00-710-01-130	63	01-035-03-142	26	01-151-21-401	34	01-800-01-130	60
00-111-01-142	130	00-710-01-142	63	01-035-03-160	26	01-151-21-402	34	01-800-02-100	60
00-111-01-180	130	00-710-01-160	63	01-035-03-180	26	01-151-21-403	34	01-800-02-120	60
00-111-02-141	130	00-710-02-120	63	01-035-03-190	26	01-151-41-401	34	01-800-02-130	60
00-111-02-142	130	00-710-02-130	63	01-035-03-280	26	01-151-41-402	34	01-800-03-100	60
00-111-02-180	130	00-710-02-142	63	01-050-11-100	30	01-151-41-403	34	01-800-03-120	60
00-111-03-141	130	00-710-02-160	63	01-050-11-110	30	01-152-21-290	44	01-800-03-130	60
00-111-03-142	130	00-710-02-160	63	01-050-11-120	30	01-152-41-290	44	02-020-13-000	112
00-111-03-180	130	00-710-03-120	63	01-050-11-140	30	01-162-11-120	46	02-020-13-002	112
00-111-04-141	130	00-710-03-130	63	01-050-11-150	30	01-162-11-141	46	02-020-13-004	112
00-111-04-142	130	00-710-03-142	63	01-050-11-160	30	01-162-11-160	46	02-020-13-006	112
00-111-04-180	130	00-710-03-160	63	01-050-11-207	31	01-162-11-190	46	02-020-26-000	112
00-120-00-000	86	00-810-01-100	62	01-050-11-208	31	01-162-21-100	46	02-020-26-002	112
00-120-00-001	86	00-810-01-120	62	01-050-11-209	31	01-162-21-120	46	02-020-26-004	112
00-120-00-002	86	00-810-01-130	62	01-050-11-210	31	01-162-21-141	46	02-020-26-006	112
00-120-00-003	86	00-810-02-100	62	01-050-11-211	31	01-162-21-160	46	02-022-26-000	114
00-120-00-004	86	00-810-02-120	62	01-050-11-212	31	01-162-21-190	46	02-022-26-002	114
00-120-00-005	86	00-810-02-130	62	01-050-21-100	30	01-162-41-100	46	02-032-00-100	109
00-120-00-006	86	00-810-03-100	62	01-050-21-110	30	01-162-41-120	46	02-032-00-115	109
00-121-04-002	88	00-810-03-120	62	01-050-21-120	30	01-162-41-141	46	02-032-00-120	109
00-125-00-002	95	00-810-03-130	62	01-050-21-140	30	01-162-41-160	46	02-032-00-141	109
00-130-01-100	24	01-010-00-003	66	01-050-21-150	30	01-162-41-190	46	02-032-00-142	109
00-130-01-115	24	01-010-00-115	66	01-050-21-160	30	01-220-00-000	91	02-032-00-160	109
00-130-01-120	24	01-010-02-003	66	01-050-21-207	31	01-220-00-001	91	02-032-00-180	109
00-130-01-141	24	01-010-02-115	66	01-050-21-208	31	01-220-00-002	91	02-032-00-190	109
00-130-01-142	24	01-020-00-000	90	01-050-21-209	31	01-220-00-003	91	02-032-00-281	109
00-130-01-160	24	01-020-00-001	90	01-050-21-210	31	01-220-00-004	91	02-032-02-100	109
00-130-01-180	24	01-020-00-002	90	01-050-21-211	31	01-220-00-005	91	02-032-02-115	109
00-130-01-190	24	01-020-00-003	90	01-050-21-212	31	01-220-00-006	91	02-032-02-120	109
00-130-01-281	24	01-020-00-004	90	01-050-41-100	30	01-220-00-007	91	02-032-02-141	109
00-130-02-100	24	01-020-00-005	90	01-050-41-110	30	01-220-00-008	91	02-032-02-142	109
00-130-02-115	24	01-020-00-006	90	01-050-41-120	30	01-221-03-142	133	02-032-02-160	109
00-130-02-120	24	01-020-00-007	90	01-050-41-140	30	01-221-03-180	133	02-032-02-180	109
00-130-02-141	24	01-020-00-008	90	01-050-41-150	30	01-251-21-401	35	02-032-02-190	109
00-130-02-142	24	01-020-01-000	90	01-050-41-160	30	01-251-21-402	35	02-032-02-281	109
00-130-02-160	24	01-020-01-001	90	01-050-41-207	31	01-251-21-403	35	02-070-13-003	119
00-130-02-180	24	01-020-01-002	90	01-050-41-208	31	01-251-41-401	35	02-070-26-003	119
00-130-02-190	24	01-020-01-003	90	01-050-41-209	31	01-251-41-402	35	02-120-26-000	113
00-130-02-281	24	01-020-01-004	90	01-050-41-210	31	01-251-41-403	35	02-120-26-002	113
00-130-03-100	24	01-020-01-005	90	01-050-41-211	31	01-252-21-290	44	02-132-02-141	135
00-130-03-115	24	01-020-01-006	90	01-050-41-212	31	01-252-41-290	44	02-132-02-142	135
00-130-03-120	24	01-020-01-007	90	01-090-00-181	23	01-325-00-002	95	02-132-02-180	135
00-130-03-141	24	01-020-01-008	90	01-090-00-381	23	01-352-21-290	45	02-140-26-002	104
00-130-03-142	24	01-021-04-000	88	01-101-21-103	146	01-352-41-290	45	02-140-27-002	104
00-130-03-160	24	01-021-04-001	88	01-111-03-141	133	01-450-00-003	64	02-140-27-120	106
00-130-03-180	24	01-021-04-002	88	01-111-03-142	133	01-500-01-100	136	02-140-27-141	106
00-130-03-190	24	01-021-04-004	88	01-111-03-180	133	01-500-01-142	136	02-140-27-142	106
00-130-03-281	24	01-021-04-006	88	01-135-03-100	27	01-500-01-180	136	02-140-27-160	106
00-190-00-181	22	01-024-00-000	92	01-135-03-115	27	01-600-01-990	61	02-140-27-180	106
00-190-00-381	22	01-024-00-001	92	01-135-03-120	27	01-600-02-990	61	02-140-27-190	106
00-221-01-142	131	01-024-00-002	92	01-135-03-141	27	01-600-03-990	61	02-170-13-003	119
00-221-01-180	131	01-024-00-003	92	01-135-03-142	27	01-700-01-120	61	02-170-26-003	119
00-221-02-142	131	01-024-00-004	92	01-135-03-160	27	01-700-01-130	61	02-222-26-000	114
00-221-02-180	131	01-024-00-006	92	01-135-03-180	27	01-700-01-142	61	02-222-26-002	114
00-221-03-142	131	01-025-00-003	82	01-135-03-190	27	01-700-01-160	61	02-232-02-142	135
00-221-03-180	131	01-025-01-003	83	01-135-03-281	27	01-700-02-120	61	02-232-02-180	135
00-221-04-142	131	01-026-01-003	84	01-150-11-110	33	01-700-02-130	61	03-021-00-010	66
00-221-04-180	131	01-027-00-000	92	01-150-11-120	33	01-700-02-142	61	03-031-00-003	79
00-290-00-181	22	01-027-00-001	92	01-150-11-160	33	01-700-02-160	61	03-032-00-003	79
00-290-00-381	22	01-027-00-002	92	01-150-21-110	33	01-700-03-120	61	03-033-00-003	80
00-450-00-003	64	01-027-00-003	92	01-150-21-120	33	01-700-03-130	61	03-034-00-003	80

REF.	p	REF.	p	REF.	p	REF.	p	REF.	p
03-041-00-003	97	04-088-29-120	169	11-048-41-802	42	20-510-01-142	18	25-570-15-141	140
03-042-00-003	97	04-088-29-160	169	11-048-41-803	43	20-510-01-160	18	25-570-15-160	140
03-043-00-003	98	04-088-29-180	169	11-080-21-090	38	20-510-01-180	18	25-770-15-120	138
03-044-00-003	98	04-088-29-181	169	11-080-41-090	38	20-510-01-281	18	25-770-15-142	138
03-021-00-010	66	04-103-21-103	147	11-180-21-090	39	21-010-00-100	54	25-770-15-180	138
03-061-00-003	68	04-117-11-180	179	11-180-21-100	39	21-010-00-110	54	25-880-15-180	138
03-061-00-115	68	04-120-09-999	178	11-180-41-090	39	21-010-00-120	54	26-070-11-100	141
03-062-00-003	68	04-128-60-142	178	11-180-41-100	39	21-010-00-121	54	26-770-15-120	138
03-062-00-115	68	04-128-60-180	178	11-280-21-090	40	21-010-00-130	54	26-770-15-142	138
03-063-00-003	69	04-130-16-281	164	11-280-21-100	40	21-010-00-140	54	26-770-15-180	138
03-063-00-115	69	04-138-20-180	169	11-280-41-090	40	21-010-00-160	54	26-880-15-180	138
03-064-00-003	69	04-138-20-281	169	11-280-41-100	40	21-010-00-170	54	27-070-11-100	141
03-064-00-115	69	04-139-18-180	164	11-480-21-100	36	21-010-01-100	57	28-070-11-100	141
03-071-00-003	72	04-142-20-120	171	11-480-21-110	36	21-010-01-110	57	30-800-18-100	102
03-071-00-115	72	04-142-20-141	171	11-480-21-120	36	21-010-01-120	57	43-101-21-103	146
03-072-00-003	72	04-142-20-180	171	11-480-41-100	36	21-010-01-121	57	43-102-21-103	146
03-072-00-115	72	04-142-20-281	171	11-480-41-110	36	21-010-01-130	57	43-103-21-103	147
03-073-00-003	73	04-147-27-180	170	11-480-41-120	36	21-010-01-140	57	43-111-01-141	127
03-073-00-115	73	04-147-27-281	170	12-020-13-000	116	21-010-01-160	57	43-111-01-142	127
03-074-00-003	73	04-150-20-140	163	12-020-13-002	116	21-010-01-170	57	43-111-01-180	127
03-074-00-115	73	04-150-20-141	163	12-020-13-004	116	21-010-01-210	57	43-112-01-141	127
03-081-01-003	77	04-150-20-160	163	12-020-13-006	116	21-010-01-220	57	43-112-01-142	127
03-082-01-003	77	04-181-11-120	174	12-020-26-000	116	21-010-01-260	57	43-112-01-180	127
03-083-01-003	77	04-181-11-180	174	12-020-26-002	116	21-010-02-100	54	43-113-01-141	129
03-091-01-141	14	04-181-11-190	174	12-020-26-004	116	21-010-02-110	54	43-113-01-142	129
03-091-01-142	14	04-181-11-281	174	12-020-26-006	116	21-010-02-120	54	43-113-01-180	129
03-091-01-160	14	04-200-50-281	168	12-800-06-100	102	21-010-02-121	54	43-114-01-141	129
03-091-01-180	14	04-202-60-281	168	13-901-21-040	154	21-010-02-130	54	43-114-01-142	129
03-091-01-381	14	04-217-11-180	179	13-912-21-040	154	21-010-02-140	54	43-114-01-180	129
03-092-01-141	14	04-281-11-120	174	13-913-21-040	155	21-010-02-160	54	43-180-31-500	143
03-092-01-142	14	04-281-11-190	174	13-914-21-040	155	21-010-02-170	57	43-181-31-500	143
03-092-01-160	14	04-281-11-281	174	20-110-00-100	52	21-010-02-210	57	43-221-01-142	127
03-092-01-180	14	04-300-20-120	170	20-110-00-110	52	21-010-02-220	57	43-221-01-180	127
03-092-01-381	14	04-300-20-141	170	20-110-00-120	52	21-010-02-260	57	43-222-01-142	127
03-093-01-141	17	04-300-20-180	170	20-110-00-121	52	21-012-01-100	55	43-222-01-180	127
03-093-01-142	17	04-500-18-100	165	20-110-00-130	52	21-012-01-110	55	43-223-01-142	129
03-093-01-160	17	04-600-18-100	160	20-110-00-140	52	21-012-01-120	55	43-223-01-180	129
03-093-01-180	17	04-600-18-120	160	20-110-00-160	52	21-012-01-121	55	43-224-01-142	129
03-093-01-381	17	04-600-18-180	160	20-110-01-100	52	21-012-01-130	55	43-224-01-180	129
03-094-01-141	17	04-700-20-100	167	20-110-01-110	52	21-012-01-140	55	43-512-01-100	136
03-094-01-142	17	04-700-20-141	167	20-110-01-120	52	21-012-01-160	55	43-512-01-142	136
03-094-01-160	17	04-700-20-180	167	20-110-01-121	52	21-012-01-170	55	43-512-01-180	136
03-094-01-180	17	04-700-20-281	167	20-110-01-130	52	21-210-01-101	50	43-514-01-100	136
03-094-01-381	17	04-802-40-120	177	20-110-01-140	52	21-210-01-120	50	43-514-01-142	136
04-001-50-180	173	04-802-40-180	177	20-110-01-160	52	21-210-01-141	50	43-514-01-180	136
04-001-50-181	173	04-802-40-281	177	20-210-01-101	49	21-210-01-160	50	43-601-01-001	122
04-010-50-120	175	04-920-18-100	150	20-210-01-120	49	21-210-01-180	50	43-602-01-001	122
04-010-50-142	175	04-920-18-120	150	20-210-01-141	49	21-210-01-190	50	43-603-01-001	122
04-010-50-180	175	04-920-18-141	150	20-210-01-160	49	22-010-26-100	110	43-604-01-001	122
04-011-20-100	176	04-920-18-142	150	20-210-01-180	49	22-010-26-110	110	43-701-01-001	124
04-011-20-120	176	04-920-18-160	150	20-210-01-190	49	22-010-26-120	110	43-801-01-001	125
04-011-20-141	176	05-047-60-001	181	20-410-01-100	20	22-010-26-121	110	43-802-01-001	125
04-011-20-160	176	05-047-60-011	181	20-410-01-115	20	22-010-26-130	110	43-920-18-100	151
04-011-20-281	176	05-047-60-013	181	20-410-01-120	20	22-010-26-140	110	43-920-18-120	151
04-080-11-180	173	05-047-60-014	181	20-410-01-130	20	22-010-26-160	110	43-920-18-141	151
04-080-11-181	173	10-580-11-101	29	20-410-01-141	20	22-010-26-170	110	43-920-18-142	151
04-081-11-180	177	10-580-21-101	29	20-410-01-142	20	22-110-26-100	110	43-920-18-160	151
04-081-11-181	177	10-580-41-101	29	20-410-01-160	20	22-110-26-110	110	53-900-12-121	162
04-082-11-180	172	10-580-51-101	29	20-410-01-180	20	22-110-26-120	110	53-900-12-141	162
04-082-11-181	172	11-048-11-801	42	20-410-01-281	20	22-110-26-121	110	53-900-12-160	162
04-086-11-120	172	11-048-11-802	42	20-510-01-100	18	22-110-26-130	110	53-900-12-281	162
04-086-11-130	172	11-048-11-803	43	20-510-01-101	18	22-110-26-140	110	53-920-18-100	150
04-087-09-120	176	11-048-21-801	42	20-510-01-115	18	22-110-26-160	110	53-920-18-120	150
04-087-09-141	176	11-048-21-802	42	20-510-01-120	18	22-110-26-170	110	53-920-18-141	150
04-087-09-160	176	11-048-21-803	43	20-510-01-130	18	25-570-15-100	141	53-920-18-142	150
04-087-09-180	176	11-048-41-801	42	20-510-01-141	18	25-570-15-120	140	53-920-18-160	150
04-087-09-181	176								

LÁMPARAS BAJO CONSUMO / ENERGY-SAVING LAMPS

Lámpara esférica / Globe shaped lamp	185
Lámpara espiral / Spiral shaped lamp	185-187
Lámpara G24d / G24d Lamp	188
Lámpara G24q / G24q Lamp	189
Lámpara Dulux / Dulux Lamp	189
Lámpara 2G11 4Pins / 4Pins 2G11 Lamp	190
Lámpara 3U / 3U Lamp	190
Lámpara GU10 Led 1x3w / Led GU10 Lamp 1x3W	191
Lámpara GU10 Led 3x1w / Led GU10 Lamp 3x1W	191
Lámpara GU10 Led 18 led / 18 Led GU10 Lamp	192
Lámpara GU10 bajo consumo / Energy-saving GU10 Lamp	192
Lámpara G9-3u bajo consumo / Energy-saving G9-3U Lamp	192



LÁMPARAS HALÓGENAS / HALOGENS LAMP

Lámpara GU10 / GU10 Lamp	192
Lámpara GU5,3 / GU5,3 Lamp	192
Lámpara QR111 / QR111 Lamp	193
Lámpara G4 / G4 Lamp	193
Lámpara G9 / G9 Lamp	194
Lámpara Lineal R7s 78mm / R7s 78mm Linear Lamp	195
Lámpara Lineal R7s 118mm / R7s 118mm Linear Lamp	195





ACCESORIOS / ACCESSORIES

Transformador electrónico / Electronic transformer	196
Transformador magnético / Electromagnetic transformer	196
Portalámparas / Lampholder	196
Tulipas / Shades	197-198
Placas de cristal / Crystal plates	199
Aros adaptadores / Adapt spotlights	196
Expositores / Exhibitors	200





 **MODUL** 
ELECTRO
www.modulelectro.ru

EMPOTRABLES
BUILT-IN

ICEBERG

Empotrable halógeno fabricado en aluminio, combinado con placa de cristal iluminada mediante leds. Posibilidad de solicitarlo con accesorios que permiten tres diferentes tipos de iluminación: luz ambiental tenue de la placa de led, luz directa de lámpara halógena, o ambas.

Halogen spotlight pressed in aluminium and matching with illuminated crystal plate using led bulbs. The additional devices to get the three types of illumination (background illumination from the led plate, direct light from the halogen bulb or both options) are not included.

REF. 00-010-00-

Color Colour

Acero / Steel 003

Negro / Black 115



REF. 00-010-00-003 REF. 00-010-00-115

Iluminación ambiental tenue mediante los led incorporados en la placa de cristal.

Warm background illumination from the led bulbs added to the crystal plate.

Luz directa mediante lámpara halógena de 50w combinada con la luz ambiental.

Direct light from a 50w halogen bulb combined with the background light from the leds.

Luz directa mediante lámpara halógena de 50w.
Luz ambiental apagada.

*50w halogen bulb direct light.
Background illumination off.*

ICEBERG

Empotrable halógeno fabricado en aluminio, combinado con placa de vidrio iluminada mediante leds. Posibilidad de solicitarlo con accesorios que permiten tres diferentes tipos de iluminación: luz ambiental tenue de la placa de led, luz directa de lámpara halógena, o ambas.

Halogen spotlight pressed in aluminium and matching with illuminated crystal plate using led bulbs. The additional devices to get the three types of illumination (background illumination from the led plate, direct light from the halogen bulb or both options) are not included.

REF. 00-061-00-

Color Colour

Acero / Steel 003

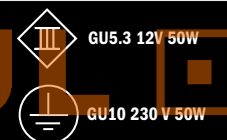
Negro / Black 115



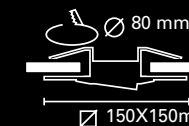
REF. 00-061-00-003 REF. 00-061-00-115

MODULO
ELECTRO

www.modulelectro.ru



Driver incorporado/Added driver



LUNNE



MODULO
ELECTRO
www.modulelectro.ru

Empotrable halógeno fijo, acabado en cromo.
Tulipa de cristal óptico K9 versión de 1 a 4 luces. Efecto luminico.

Halogen spotlight in chrome finish, K9 crystal shade.
Available in one to four lights.



- REF. 03- [Metal] - [Color] - [01] - []
- 1 luz / light 091
2 luces / lights 092
- Naranja / Orange 141
 - Rojo / Red 142
 - Verde pistacho / Green 160
 - Negro / Black 180
 - Espejo / Mirror 381



REF. 03-091-01-141 REF. 03-091-01-142 REF. 03-091-01-160 REF. 03-091-01-180 REF. 03-091-01-381
REF. 03-092-01-141 REF. 03-092-01-142 REF. 03-092-01-160 REF. 03-092-01-180 REF. 03-092-01-381

GU5.3 50mm Max. 50W 12V

Incluye portalámparas 12V y distanciador de seguridad con ficha de conexión.
12V lamp-holder included.
Wire Fastener and Plug.

IP 20





MODUL
ELECTRO
www.modulelectro.ru



Empotrable halógeno fijo, fabricado en metal con montura exterior en cromo, combinado con tulipa de cristal óptico K9 en color.

Halogen spotlight, pressed in metal with outer armature in chrome and matching k9 colored crystal shade.

REF. 03-		Metal Metal	-	Color Colour	
3 luces / lights	093				
4 luces / lights	094				
		Naranja / Orange		141	
		Rojo / Red		142	
		Verde pistacho / Green		160	
		Negro / Black		180	
		Espejo / Mirror		381	

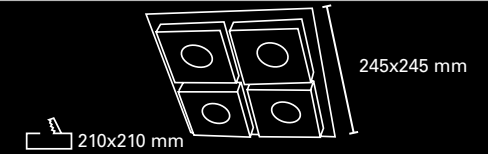
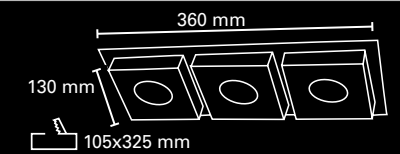


REF. 03-093-01-141 REF. 03-093-01-142 REF. 03-093-01-160 REF. 03-093-01-180 REF. 03-093-01-381
REF. 03-094-01-141 REF. 03-094-01-142 REF. 03-094-01-160 REF. 03-094-01-180 REF. 03-094-01-381

GU5.3 50mm Max. 50W 12V

Incluye portalámparas 12V y distanciador de seguridad con ficha de conexión. 12V lamp-holder included. Wire Fastener and Plug.

IP 20



MODO

Empotrable fabricado en metal, con montura exterior en cromo, combinada con tulipa cubo de cristal óptico K9. Decorados en varios colores.

Spotlight pressed in metal with outer armature inchrome, matching k9 crystal cube shade, finish in several colors.

REF. 20-510-01-

Color

Colour

Bianco / White	100
Transparente / Transparent	101
Marrón / Brown	115
Azul / Blue	120
Amarillo / Yellow	130
Naranja / Orange	141
Rojo / Red	142
Verde / Green	160
Negro / Black	180
Plata / Silver	281



MODULO
ELECTRO
www.modulelectro.ru



REF. 20-510-01-100 REF. 20-510-01-101 REF. 20-510-01-115 REF. 20-510-01-120



REF. 20-510-01-130 REF. 20-510-01-141 REF. 20-510-01-142



REF. 20-510-01-160 REF. 20-510-01-180 REF. 20-510-01-281



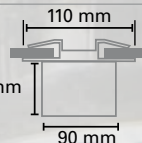
G9 Halopin Max. 40W 220/240V

IP 20 ϕ 0.5m-1



70 mm

58 mm




90 mm



KUBBE

Empotrable fabricado en metal con tulipa cubo de cristal óptico K9, acabados decorados en varios colores.

Spotlight pressed in metal with k9 crystal cube shade, finish in several colors.



MODUL
ELECTRO
www.modulelectro.ru

Color
Colour
REF. 20-410-01 -

Blanco / White	100
Marrón / Brown	115
Azul / Blue	120
Amarillo / Yellow	130
Naranja / Orange	141
Rojo / Rojo	142
Verde Pistacho / Green	160
Negro / Black	180
Plata / Silver	281



REF. 20-410-01-100



REF. 20-410-01-115



REF. 20-410-01-120



REF. 20-410-01-130



REF. 20-410-01-141



REF. 20-410-01-142



REF. 20-410-01-160

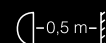


REF. 20-410-01-180



REF. 20-410-01-281

G9Halopin Max. 40 W 220/240V



IP 20




60 mm



58 mm

90 mm



LUXOR

REF. 00-190-00-

Gris / Gray 181
Espejo / Mirror 381



Empotrable cuadrado halógeno fijo, decorado en cristal acabado color gris.

Square halogen spotlight decorated with grey glass.



Empotrable cuadrado halógeno fijo, decorado en cristal, acabado en espejo.

Square halogen spotlight decorated with glass, mirror finish.

REF. 00-290-00-

Gris / Gray 181
Espejo / Mirror 381



Empotrable cuadrado halógeno fijo, decorado con placas de cristal en color.

Square halogen spotlight decorated with color glass plates.



Empotrable cuadrado halógeno fijo, decorado con placas de cristal en color negro.

Square halogen spotlight decorated with black glass plates.

REF. 01-090-00-

Gris / Gray 181
Espejo / Mirror 381



Empotrable halógeno fijo decorado con cristal tallado acabado gris.

Halogen spotlight decorated with cut crystal in grey finish.



Empotrable halógeno fijo decorado con cristal tallado acabado espejo.

Halogen spotlight decorated with cut crystal in mirror finish.

MODULO
ELECTRO

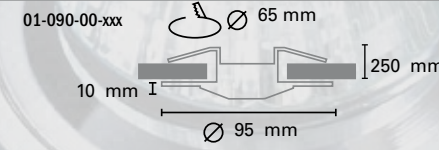
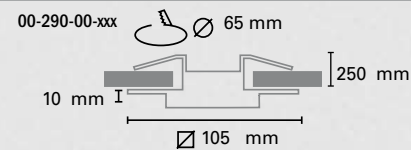
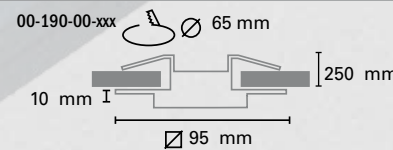
www.modulelectro.ru

GU5.3 50mm Max. 50W 12V

IP 20 0.5 m

Incluye portalámparas 12V. 12V lamp-holder included.

CE III F



ZETA

Empotrable halógeno basculante cuadrado, fabricado en aluminio con placa de cristal pintada en color.

Die cast square spot, to embed made in aluminium combine whit glass in color.

REF. 00-130--

Color
Colour

Cromo / Chrome 01

Níquel / Nickel 02

Acero / Steel 03

Blanco / White 100

Marrón / Brown 115

Azul / Blue 120

Naranja / Orange 141

Rojo / Red 142

Verde pistacho / Green 160

Negro / Black 180

Lila / Violet 190

Plata / Silver 281



MODULO
ELECTRO

www.modulelectro.ru

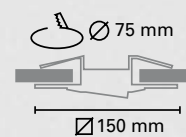


REF. 00-130-02-100 REF. 00-130-03-115 REF. 00-130-03-120 REF. 00-130-03-141 REF. 00-130-03-142 REF. 00-130-03-160 REF. 00-130-03-180 REF. 00-130-03-190 REF. 00-130-03-281

GU5.3 50mm Max. 50W 12V

Incluye portalámparas 12V.
12V lamp-holder included.

CE IP 20 III




Empotrable halógeno basculante fabricado en aluminio combinado con placa de cristal en color.

Halogen downlight made of aluminium combined with plate of glass in color.

REF. 01 - 035 - 03 -

Metal Metal	Color Colour
Blanco / White	100
Marrón / Brown	115
Azul / Blue	120
Naranja / Orange	141
Rojo / Red	142
Verde pistacho / Green	160
Negro / Black	180
Lila / Violet	190
Plata / Silver	281



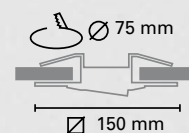
GU5.3 50mm Max. 50W 12V

Incluye portalámparas 12V.
12V lamp-holder included.



0,5 m

IP 20

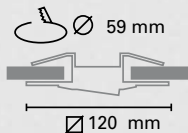


GU5.3 50mm Max. 50W 12V

Incluye portalámparas 12V.
12V lamp-holder included.

IP 20 0,5 m

CE




Empotrable halógeno fijo, fabricado en aluminio, combinado con placa de cristal en color.

Halogen spotlight, pressed in aluminium, with matching color crystal plate.

REF. 01 - 135 - 03 -

Color Colour	
Blanco / White	100
Marrón / Brown	115
Azul / Blue	120
Naranja / Orange	141
Rojo / Red	142
Verde pistacho / Green	160
Negro / Black	180
Lila / Violet	190
Plata / Silver	281

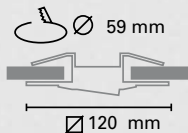


GU5.3 50mm Max. 50W 12V

Incluye portalámparas 12V.
12V lamp-holder included.

IP 20 0,5 m

CE





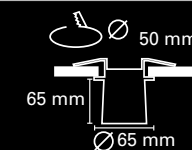
MODUL
ELECTRO
www.modulelectro.ru



Foco halógeno fijo para empotrar fabricado en estampación de metal con tulipa cuadrada cristal mate.

Recessed halogen downlight to embed, made in pressed steel with square lampshade and dull glass.

	<small>Metal</small>
	<small>Metal</small>
REF. 10-580-	-101
Cromo / Chrom	11
Niquel / Nickel	21
Oro / Gold	41
Oro Mate / Matt Gold	51



IP 20 0,5 m CE

G9 Halopin Max. 40W 220/240V

Incluye lámpara G9 230V 40W (Primera marca).
G9 230V 40W lamp included (First brand).

BEATRIZ PIRÁMIDE



Foco halógeno fijo para empotrar fabricado en aluminio, cristal óptico circular con chatones de color y pirámide con filtro de color en la base que ante la exposición de luz ilumina el vértice de la pirámide en el mismo color que el chaton.

Recessed halogen downlight to embed, made in aluminium die casting, circular optical glass with amber stones and pyramid with filter in colour on the basis, which in front of sunlight illuminates the vertex of the pyramid in the same colour as the stone.

REF. 01-050--

	Metal Metal	Color Colour
Oro / Gold	41	
Cromo / Chrome	11	
Niquel / Nickel	21	
Blanco / White		100
Ambar / Amber		110
Azul / Blue		120
Rosa / Pink		140
Tallado / Hand cut		150
Verde / Green		160



REF. 01-050-41-100 REF. 01-050-41-110 REF. 01-050-11-120

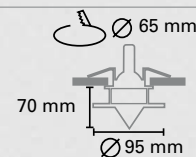


REF. 01-050-41-140 REF. 01-050-41-150 REF. 01-050-41-160

GU5.3 50mm Max. 50W 12V

0.5 m CE IP 20 III

Incluye portalámparas 12V y distanciador de seguridad con ficha de conexión.
12V lamp-holder included and Wire Fastener and Plug.



BEATRIZ DISEÑO



Foco halógeno fijo para empotrar fabricado en aluminio, cristal óptico circular con chatones color.

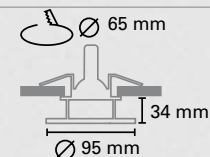
Recessed halogen downlight to embed, made in aluminium die casting, circular optical glass with colored stones.

REF. 01-050--

	Metal Metal	Color Colour
Oro / Gold	41	
Cromo / Chrome	11	
Niquel / Nickel	21	
Margarita / Margaret		207
Primavera / Spring		208
Verano / Summer		209
Otoño / Autumn		210
Invierno / Winter		211
Cosmos / Cosmos		212



REF. 01-050-41-207 Diseño Margarita Margaret Design
REF. 01-050-41-208 Diseño Primavera Spring Design
REF. 01-050-41-209 Diseño Verano Summer Design
REF. 01-050-41-210 Diseño Otoño Autumn Design
REF. 01-050-41-211 Diseño Invierno Winter Design
REF. 01-050-41-212 Diseño Cosmos Cosmos Design



0.5 m CE IP 20 III

GU5.3 50mm Max. 50W 12V

Incluye portalámparas 12V y distanciador de seguridad con ficha de conexión.
12V lamp-holder included and Wire Fastener and Plug.



MODUL


ELECTRO

www.modulelectro.com

Foco halógeno fijo para empotrar fabricado en aluminio, cristal óptico circular con chatones de color, pirámide tallado gotas con filtro de color en la base que ante la exposición de luz ilumina el vértice de la pirámide en el mismo color que el chaton.

Recessed halogen downlight to embed, made in aluminum casting, circular optical glass with amber stones, engraved pyramid, drops with filter in colour on the basis that in front of sunlight illuminate the pyramid vertex in the same colour as the stone.


REF. 01-150-	Metal	Color
	Metal	Colour
	Cromo / Chrome	11
	Niquel / Nickel	21
	Oro / Gold	41
	Ambar / Amber	110
	Azul / Blue	120
	Verde / Green	160



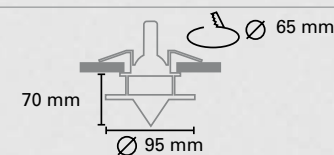
REF. 01-150-41-110



REF. 01-150-11-120



REF. 01-150-41-160



GU5.3 50mm Max. 50W 12V

Incluye portalámparas 12V y distanciador de seguridad con ficha de conexión. 12V lamp-holder included. Wire Fastener and Plug.



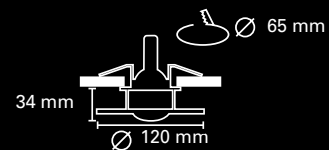
REF. 01-151-41-402
Diseño Greca
Crown Design



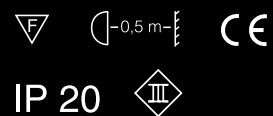
REF. 01-151-41-403
Diseño Diamante
Diamond Design

Foco halógeno fijo para empotrar fabricado en aluminio, cristal óptico circular, cenefa en color, efecto espejo en techo ante la exposición de luz.

Recessed halogen downlight to embed, made in aluminium die casting, circular optical glass, drawing in colour, mirror effect on the ceiling in front of sunlight.



GU5.3 50mm Max. 50W 12V



Incluye portalámparas 12V y distancia-dor de seguridad con ficha de conexión.
12V lamp-holder included.
Wire Fastener and Plug.



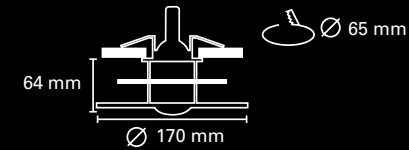
REF. 01-251-41-401
Diseño Ondas
Wave Design



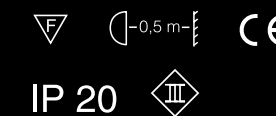
REF. 01-251-21-402
Diseño Greca
Crown Design

Foco halógeno fijo para empotrar fabricado en aluminio, doble cristal óptico circular, cenefa en color, efecto espejo en techo ante la exposición de luz.

Recessed halogen downlight to embed, made in aluminium die casting, circular optical double glass, drawing in colour, mirror effect on the ceiling in front of sunlight.



GU5.3 50mm Max. 50W 12V



Incluye portalámparas 12V y distancia-dor de seguridad con ficha de conexión.
12V lamp-holder included.
Wire Fastener and Plug.

MODUL
ELECTRO
www.modulelectro.ru

	Cristal Glass	Metal Metal	Diseño Design
REF. 01 -			
Simple / Simple	151		
Doble / Double	251		
	Oro / Gold	41	
	Níquel / Nickel	21	
	Onda / Wave		401
	Greca / Border		402
	Diamante / Diamond		403

VENECIA



MODULO
ELECTRO
www.modulelectro.ru

Foco fijo para empotrar, fabricado en estampación de metal, acabado oro con tulipa cristal.

Recessed downlight to embed, made in pressed steel, finishing in gold with glass shade.

REF. 11-480--

Niquel / Nickel 21

Oro / Gold 41

Blanco / White 100

Ambar / Amber 110

Azul / Blue 120



REF. 11-480-41-100

Tulipa cristal color blanco.
White glass shade.



REF. 11-480-41-110

Tulipa cristal color ambar.
Blue glass shade.






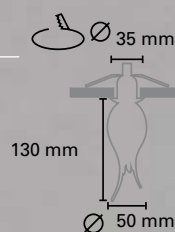
REF. 11-480-41-120

Tulipa cristal color azul.
Blue glass shade.

G9 Halopin Max. 40W 220/240V

Incluye lámpara G9 230V 40W (Primera marca).
G9 230V 40W lamp included (First brand).

IP 20 $\text{L} \approx 0,5 \text{ m}$   





Foco halógeno fijo para empotrar fabricado en estampación de metal con tulipa cristal irizada. Efecto lumínico ante la exposición de luz.

Recessed halogen downlight to embed, made in pressed steel with iridescent glass lampshade. Light effect in front of sunlight.

REF. 11 - 080 - - - 090

Metal / Metal Color / Colour

Níquel / Nickel 21

Oro / Gold 41



REF. 11-180-41-090



REF. 11-180-41-100

MODUL
ELECTRO
www.modulelectro.ru



Foco halógeno fijo para empotrar fabricado en estampación de metal con tulipa cristal irizada. Efecto lumínico ante la exposición de luz.

Recessed halogen downlight to embed, made in pressed steel with iridescent glass lampshade. Light effect in front of sunlight.

REF. 11 - - -

Cristal / Glass Metal / Metal Color / Colour

Cono / Cone 180

Níquel / Nickel 21

Oro / Gold 41

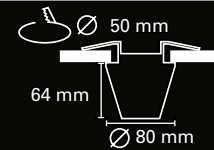
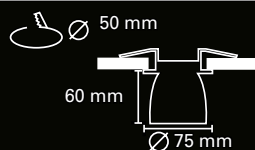
Transparente / Transparent 100

Irizado / Iridescent 090

G9 Halopin Max. 40W 220/240V

Incluye lámpara G9 230V 40W (Primera marca).
G9 230V 40W lamp included (First brand).

IP 20 $\text{C} \sim 0,5 \text{ m}$



G9 Halopin Max. 40W 220/240V

Incluye lámpara G9 230V 40W (Primera marca).
G9 230V 40W lamp included (First brand).

IP 20 $\text{C} \sim 0,5 \text{ m}$

IRIS



MODULO
ELECTRO
www.modulelectro.ru

Foco halógeno fijo para empotrar fabricado en estampación de metal con tulipa cristal irizada. Efecto luminico ante la exposición de luz.

Recessed halogen downlight to embed, made in pressed steel with iridescent glass lampshade. Light effect in front of sunlight.

	Cristal Glass	Metal Metal	Color Colour
REF. 11 -	<input type="checkbox"/>	<input type="checkbox"/>	<input type="checkbox"/>
Hexagono / Hexagon	280		
		Niquel / Nickel	21
		Oro / Gold	41
	Transparente / Transparent		100
	Irizado / Iridescent		090






REF. 11-280-41-090

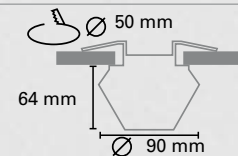


REF. 11-280-41-100

G9 Halopin Max. 40W 220/240V

Incluye lámpara G9 230V 40W (Primera marca).
G9 230V 40W lamp included (First brand).

IP 20 $\text{C} \sim 0,5 \text{ m}$   





REF. 11-048-41-801
Diseño n° 1
Design number 1



REF. 11-048-21-802
Diseño n° 2
Design number 2

MODUL
ELECTRO
www.modulelectro.ru

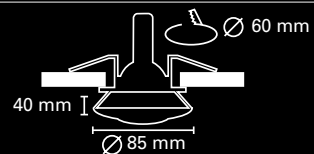


REF. 11-048-11-803
Diseño n° 3
Design number 3

Foco halógeno fijo para empotrar fabricado en estampación de metal, con cristal matizado y copen central tallado.

Recessed halogen downlight to embed, made in pressed steel, with engraved glass, and engraved central copen.

REF. 11 - 048 -	Metal	Diseño
	Metal	Design
Oro / Gold	41	
Cromo / Chrome	11	
Niquel / Nickel	21	
Diseño / Design N° 1		801
Diseño / Design N° 2		802
Diseño / Design N° 3		803



GU5.3 50mm Max. 50W 12V


IP 20

Incluye portalámparas 12V.
12V lamp-holder included.



Con cristal decorativo cuadrado tallado.
With engraved square decorative glass.

REF. 01-152-21-290



Con cristal decorativo hexagonal tallado.
With engraved hexagonal decorative glass.

REF. 01-352-41-290



Con cristal decorativo redondo tallado.
With engraved round decorative glass.

REF. 01-252-21-290

MODULO

ELECTRO

www.modulelectro.ru

Foco halógeno fijo para empotrar, fabricado en aluminio.

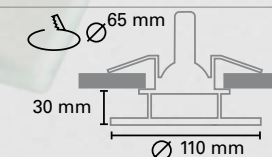
Recessed halogen downlight to embed, made in aluminium die casting.

	Cristal Glass	Metal Metal	
REF. 01 -			- 290
Cuadrado / Square	152		
Redondo / Round	252		
Hexagonal / Hexagonal	352		
		Oro / Gold	41
		Níquel / Nickel	21

GU5.3 50mm Max. 50W 12V

Incluye portalámparas 12V y distancia-
dor de seguridad con ficha de conexión.
12V lamp-holder included.
Wire Fastener and Plug.

CE IP 20 III



DISCK



MODUL
ELECTRO
www.modulelectro.ru

Foco halógeno fijo para empotrar fabricado en aluminio con cristal templado en color.

Die casting spot made in aluminium and colour glass.

REF. 01 - 162	Metal Metal	Color Colour
Cromo / Chrome	11	
Niquel / Nickel	21	
Oro / Gold	41	
Blanco / White	100	
Azul / Blue	120	
Naranja / Orange	141	
Verde / Green	160	
Lila / Lilac	190	

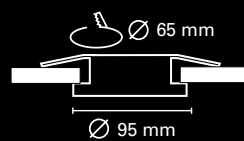


REF. 01-162-11-100 REF. 01-162-11-120 REF. 01-162-11-141 REF. 01-162-11-160 REF. 01-162-11-190

GU5.3 50mm Max. 50W 12V

Incluye portalámparas 12V. Distanciador de seguridad con ficha de conexión.
12V lamp-holder included. Wire fastener (secure distance). Plug.

CE IP 20






MODUL
ELECTRO
www.modulelectro.ru



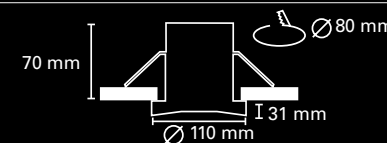
Foco halógeno fijo cuadrado para empotrar fabricado en cristal.

Square glass spot, MR16 50w.


REF. 20-210-01	Color Colour
Transparente / Transparent	101
Azul / Blue	120
Naranja / Orange	141
Verde / Green	160
Negro / Black	180
Lila / Violet	190



REF. 20-210-01-101 REF. 20-210-01-120 REF. 20-210-01-141 REF. 20-210-01-160 REF. 20-210-01-180 REF. 20-210-01-190



GU5.3 50mm Max. 50W 12V



IP 20

Incluye portálamparas 12V.
12V lamp-holder included.



Foco halógeno fijo redondo
para empotrar fabricado en cristal.

Round glass spot, MR16 50w.

REF. 21-210-01 -	Color Colour
Transparente / Transparent	101
Azul / Blue	120
Naranja / Orange	141
Verde / Green	160
Negro / Black	180
Lila / Violet	190



REF. 21-210-01-101



REF. 21-210-01-120



REF. 21-210-01-141



REF. 21-210-01-160



REF. 21-210-01-180



REF. 21-210-01-190

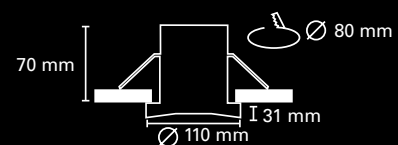
MODUL
ELECTRO
www.modulelectro.ru

GU5.3 50mm Max. 50W 12V



IP 20

Incluye portalámparas 12V.
12V lamp-holder included.



DUNA

Foco halógeno fijo cuadrado para empotrar fabricado en cristal ácido.

Recessed halogen downlight to embed made in acid glass.

REF. 20-110-01-

Color
Colour

Bianco / White	100
Ambar / Amber	110
Azul / Blue	120
Azul Claro / Light Blue	121
Amarillo / Yellow	130
Rosa / Pink	140
Verde / Green	160



REF. 20-110-01-100 REF. 20-110-01-110 REF. 20-110-01-120 REF. 20-110-01-121 REF. 20-110-01-130 REF. 20-110-01-140 REF. 20-110-01-160

MODUL

ELECTRO

www.modulelectro.ru

Foco halógeno basculante cuadrado para empotrar fabricado en cristal ácido. Taladro circular.

Halogen square downlight eyeball luminaire to embed, made in acid glass. Circular drill.

REF. 20-110-00-

Color
Colour

Bianco / White	100
Ambar / Amber	110
Azul / Blue	120
Azul Claro / Light Blue	121
Amarillo / Yellow	130
Rosa / Pink	140
Verde / Green	160



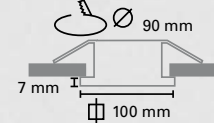
REF. 20-110-00-100 REF. 20-110-00-110 REF. 20-110-00-120 REF. 20-110-00-121 REF. 20-110-00-130 REF. 20-110-00-140 REF. 20-110-00-160

GU5.3 50mm Max. 50W 12V

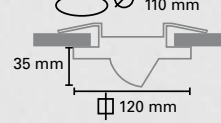
Incluye portalámparas 12V.
12V lamp-holder included.

CE IP 20 III

REF. 20-110-01-XXX



REF. 20-110-00-XXX



CRISTAL



Foco halógeno basculante para empotrar fabricado en cristal ácido.
Halogen downlight eyeball luminaire to embed, made in acid glass.

Color Colour

REF. 21-010-00-

Blanco / White	100
Ambar / Amber	110
Azul / Blue	120
Azul Claro / Light Blue	121
Amarillo / Yellow	130
Rosa / Pink	140
Verde / Green	160
Marmol / Marble	170



REF. 21-010-00-100 REF. 21-010-00-110 REF. 21-010-00-120 REF. 21-010-00-121 REF. 21-010-00-130 REF. 21-010-00-140 REF. 21-010-00-160 REF. 21-010-00-170

Foco halógeno orientable para empotrar fabricado en cristal ácido.
Halogen downlight eyeball luminaire to embed, made in acid glass.

Color Colour

REF. 21-010-02-

Blanco / White	100
Ambar / Amber	110
Azul / Blue	120
Azul Claro / Light Blue	121
Amarillo / Yellow	130
Rosa / Pink	140
Verde / Green	160
Marmol / Marble	170



REF. 21-010-02-100 REF. 21-010-02-110 REF. 21-010-02-120 REF. 21-010-02-121 REF. 21-010-02-130 REF. 21-010-02-140 REF. 21-010-02-160 REF. 21-010-02-170



GU5.3 50mm Max. 50W 12V
Incluye portalámparas 12V. 12V lamp-holder included.

CE IP 20 III

CRISTAL




Foco halógeno fijo donut para empotrar fabricado en cristal ácido.
Recessed halogen downlight donut to embed made in acid glass.

Color Colour

REF. 21-012-01-

Blanco / White	100
Ambar / Amber	110
Azul / Blue	120
Azul Claro / Light Blue	121
Amarillo / Yellow	130
Rosa / Pink	140
Verde / Green	160
Marmol / Marble	170


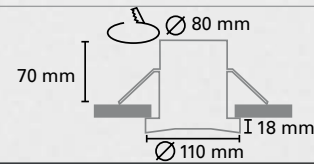


REF. 21-012-01-100 REF. 21-012-01-110 REF. 21-012-01-120 REF. 21-012-01-121 REF. 21-012-01-130 REF. 21-012-01-140 REF. 21-012-01-160 REF. 21-012-01-170

MODULO ELECTRO
www.modulelectro.ru

GU5.3 50mm Max. 50W 12V
Incluye portalámparas 12V. 12V lamp-holder included.

CE IP 20 III



Foco halógeno orientable para empotrar fabricado en cristal ácido, con chatones de color.

Halogen downlight eyeball luminaire to embed made in acid glass, with colour stones.

- REF. 21-010-02-
- Color
Colour
- Ambar / Amber 210 Chaton / Stone
 - Azul / Blue 220 Chaton / Stone
 - Verde / Green 260 Chaton / Stone



REF. 21-010-02-210 REF. 21-010-02-220 REF. 21-010-02-260

Foco halógeno fijo para empotrar fabricado en cristal ácido, con chatones de cristal de color.

Recessed halogen downlight to embed, made in acid glass, with glass stones in white colour.

- REF. 21-010-01-
- Color
Colour
- Blanco / White 100
 - Ambar / Amber 110
 - Azul / Blue 120
 - Azul Claro / Light Blue 121
 - Amarillo / Yellow 130
 - Rosa / Pink 140
 - Verde / Green 160
 - Marmol / Marble 170
 - Ambar / Amber 210 Chaton / Stone
 - Azul / Blue 220 Chaton / Stone
 - Verde / Green 260 Chaton / Stone



REF. 21-010-01-100 REF. 21-010-01-110 REF. 21-010-01-120 REF. 21-010-01-121



REF. 21-010-01-130 REF. 21-010-01-140 REF. 21-010-01-160 REF. 21-010-01-170

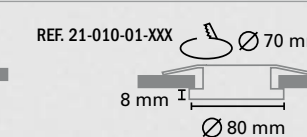
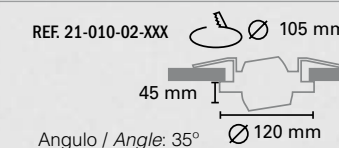


REF. 21-010-01-210 REF. 21-010-01-220 REF. 21-010-01-260

MODUL
ELECTRO
www.modulelectro.ru

GU5.3 50mm Max. 50W 12V
Incluye portalámparas 12V.
12V lamp-holder included.

CE IP 20





MODUL
ELECTRO
www.modulelectro.ru

ROMO

	Metal	Color
REF. 01 - 800 -	REF. 01 - 800 -	REF. 01 - 800 -
Cromo / Chrome	01	
Niquel / Nickel	02	
Acero / Steel	03	
Blanco / White		100
Azul / Blue		120
Amarillo / Yellow		130

MONOCOLOR/MONOCOLOR

Foco halógeno para empotrar fabricado en aluminio, combinado con 9 leds de color de 0,5w, conexionado con portalámparas para lámpara GU10. Conexión del circuito de leds, directo a la red.

Halogen spotlight to embed made in aluminium, with 9 color led bulbs of 0,5W each and GU10 lampholder. Direct to the electrical wiring (no need of transformers).

MODUL
ELECTRO
www.modulelectro.ru

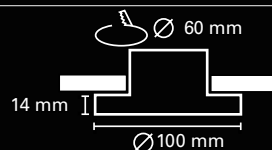
MONOCOLOR/MONOCOLOR



REF. 01-800-02-100 REF. 01-800-02-120 REF. 01-800-02-130

GU10 50mm Max. 50W 230/240V

III F -0,5 m- CE P 20 9 LEDS 0,5 W



ROMO

COMBINADOS/MIXED

Foco halógeno para empotrar fabricado en aluminio, combinado con 9 leds de color de 0,5w, conexionado con portalámparas para lámpara GU10. Conexión del circuito de leds, directo a la red.

Halogen spotlight to embed made in aluminium, with 9 color led bulbs of 0,5W each and GU10 lampholder. Direct to the electrical wiring (no need of transformers).

	Metal	Color
REF. 01 - 700 -	REF. 01 - 700 -	REF. 01 - 700 -
Cromo / Chrome	01	
Niquel / Nickel	02	
Acero / Steel	03	
Azul-Blanco / Blue-White		120
Amarillo-blanco / Yellow-white		130
Rojo-blanco / Red-white		142
Verde-blanco / Green-white		160

COMBINADOS/MIXED



REF. 01-700-02-120



REF. 01-700-02-130



REF. 01-700-02-142



REF. 01-700-02-160

MULTICOLOR/MULTICOLOR

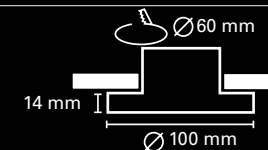
Foco halógeno para empotrar fabricado en aluminio, combinado con 9 leds de color de 0,5w, conexionado con portalámparas para GU10. Conexión del circuito de leds, directo a la red. Cambio de color progresivo.

Halogen spotlight to embed made in aluminium, with 9 color led bulbs of 0,5W each and GU10 lampholder. Direct to the electrical wiring (no need of transformers). Changing colors.

	Metal	Color
REF. 01 - 600 -	REF. 01 - 600 -	REF. 01 - 600 -
Cromo / Chrome	01	
Niquel / Nickel	02	
Acero / Steel	03	
		990

GU10 50mm Max. 50W 230/240V

III F -0,5 m- CE P 20 9 LEDS 0,5 W



ROMO

REF. 00 - 810 -	Metal Metal	Color Colour
Cromo / Chrome	01	
Niquel / Nickel	02	
Acero / Steel	03	
Blanco / White		100
Azul / Blue		120
Amarillo / Yellow		130

MONOCOLOR/MONOCOLOR

Foco halógeno cuadrado para empotrar fabricado en aluminio, combinado con 12 leds de color de 0,5w, conexión con portalámparas para GU10. Conexión del circuito de leds, directo a la red.

Square halogen spotlight to embed, made in aluminium, with 12 color led bulbs of 0,5W each and GU10 lampholder. Direct to the electrical wiring (no need of transformers).



MODUL
ELECTRO
www.modulelectro.ru




MONOCOLOR/MONOCOLOR



REF. 00-810-01-100 REF. 00-810-01-120 REF. 00-810-01-130

COMBINADOS/MIXED



REF. 00-710-01-120 REF. 00-710-01-130

REF. 00-710-01-142 REF. 00-710-01-160

COMBINADOS/MIXED

Foco halógeno cuadrado para empotrar fabricado en aluminio, combinado con 12 leds de color de 0,5w, conexión con portalámparas para GU10. Conexión del circuito de leds, directo a la red.

Square halogen spotlight to embed, made in aluminium, with 12 color led bulbs of 0,5W each and GU10 lampholder. Direct to the electrical wiring (no need of transformers).

ROMO

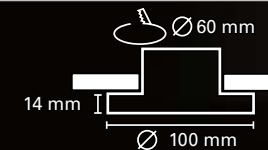
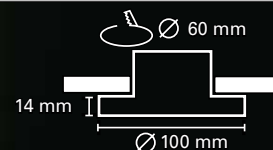
REF. 00 - 710 -	Metal Metal	Color Colour
Cromo / Chrome	01	
Niquel / Nickel	02	
Acero / Steel	03	
Azul-blanco / Blue-white		120
Amarillo-blanco / Yellow-white		130
Rojo-blanco / Red-white		142
Verde-blanco / Green-white		160

MULTICOLOR/MULTICOLOR

Foco halógeno cuadrado para empotrar fabricado en aluminio, combinado con 12 leds de color de 0,5w, conexión con portalámparas para GU10. Conexión del circuito de leds, directo a la red. Cambio de color progresivo

Square halogen spotlight to embed, made in aluminium, with 12 color led bulbs of 0,5W each and GU10 lampholder. Direct to the electrical wiring (no need of transformers). Changing colors.

REF. 00 - 610 -	Metal Metal	Color Colour
Cromo / Chrome	01	990
Niquel / Nickel	02	
Acero / Steel	03	



GEO

EMPOTRABLES / BUILT-IN

Empotrable basculante fabricado en aluminio, iluminación mediante lampara 3 led 1w.

Tilting spotlight, pressed in aluminium, light source: 3 leds, 1w bulb.


REF. 00-450-00-003



REF. 01-450-00-003

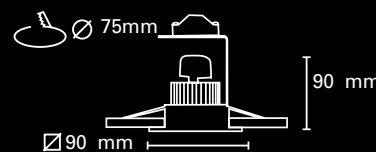


MODUL
ELECTRO
www.modulelectro.ru

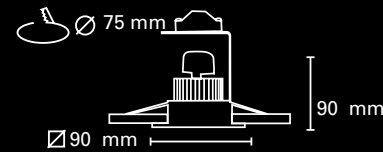


LED
POWER
3 LED x 3W

REF: 00-450-00-003



REF: 01-450-00-003



HELIUM



Empotrable halógeno basculante, fabricado en aluminio, acabados en aluminio y aluminio-negro.

Tilting halogen spotlight, pressed in aluminium, finish in aluminium and black aluminium.



REF. 01-010-00-003 REF. 01-010-00-115

REF. 01-010-00- Color Colour

Aluminio / Aluminium 003

Negro / Black 115



Empotrable halógeno orientable, fabricado en aluminio, acabados en aluminio y aluminio-negro.

Tilting halogen spotlight, pressed in aluminium, finish in aluminium and black aluminium.



REF. 01-010-02-115 REF. 01-010-02-003

REF. 01-010-02- Color Colour

Aluminio / Aluminium 003

Negro / Black 115

MODUL

ELECTRO

www.modulelectro.ru



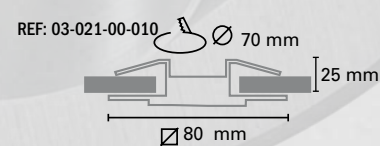
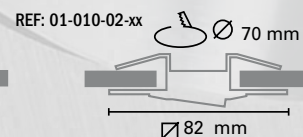
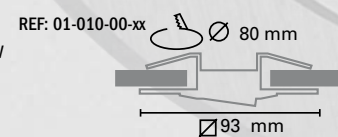
Empotrable halógeno cuadrado basculante fabricado en aluminio. Acabado aluminio oscuro.

Tilting halogen spotlight, pressed in aluminium. Finish in dark aluminium.

REF. 03-021-00-010

IP 20 $\approx 0,5\text{ m}$
CE

GU5.3 50mm Max. 50W 12V
 Incluye portalámparas 12V. 12V lamp-holder included.



HELIUM

EMPOTRABLES / BUILT-IN

Empotrable halógeno basculante, fabricado en aluminio, acabados en aluminio y aluminio-negro.

Tilting halogen spotlight, pressed in aluminium, finish in aluminium and black aluminium.

- Color Colour
- REF. 03- - 00 -
- 1 luz / light 061
 - 2 luces / lights 062
 - 3 luces / lights 063
 - 4 luces / lights 064
- Aluminio / Aluminium 008
- Negro / Black 115



MODULO ELECTRO

www.modulelectro.com



REF. 03-061-00-003 REF. 03-061-00-115
REF. 03-062-00-003 REF. 03-062-00-115

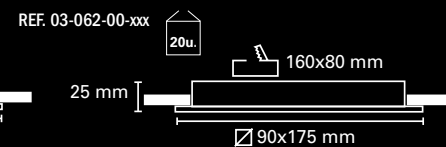
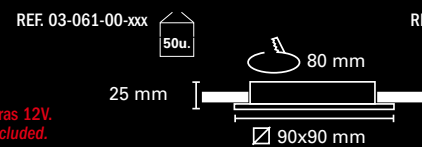


REF. 03-063-00-003 REF. 03-063-00-115
REF. 03-064-00-003 REF. 03-064-00-115

1xGU5.3 50mm Max. 50W 12V
2xGU5.3 50mm Max. 50W 12V

IP 20

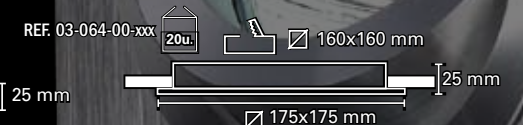
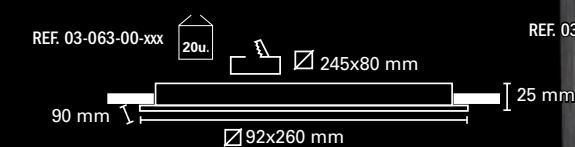
Incluye portalámparas 12V. 12V lamp-holder included.



3xGU5.3 50mm Max. 50W 12V
4xGU5.3 50mm Max. 50W 12V


IP 20

Incluye portalámparas 12V. 12V lamp-holder included.



HELIUM

EMPOTRABLES / BUILT-IN



MODUL
ELECTRO
www.modulelectro.ru

Empotrable cardan basculante, fabricado en aluminio, acabados en aluminio y aluminio-negro. Para lampara QR111, max 100W.

Tilting gimbal spotlight, pressed in aluminium, finish in aluminium and black aluminium.

REF. 03--00-


Color
Colour

1 luz / light 071
2 luces / lights 072
3 luces / lights 073
4 luces / lights 074

Aluminio / Aluminium 003
Negro / Black 115



MODULO
ELECTRO
www.modulelectro.ru



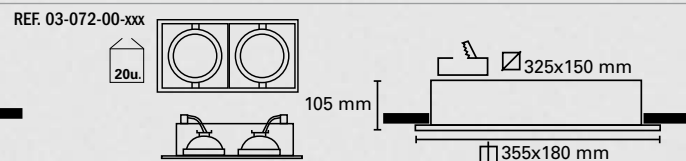
REF. 03-071-00-003 REF. 03-071-00-115
REF. 03-072-00-003 REF. 03-072-00-115



REF. 03-073-00-003 REF. 03-073-00-115
REF. 03-074-00-003 REF. 03-074-00-115

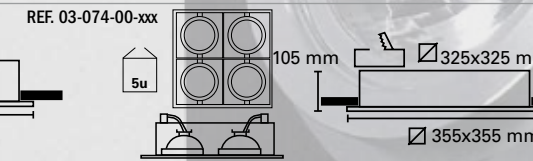
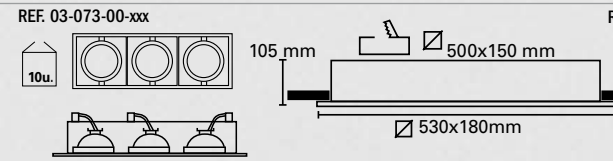
QR111 G53 12V Max. 100W

IP 20 0.5m CE III F



QR111 G53 12V Max. 100W

IP 20 0.5m CE III F





MODUL
ELECTRO
www.modulelectro.ru



Empotrable cuadrado fabricado en aluminio.
1 luz, iluminación mediante lámpara 3 LED 1 W
o 3 LED 3 W.

Halogen spotlight, pressed in aluminium. 1 light.
Light source: 3 LED 1 W bulb or 3 LED 3 W bulb.

REF. 03-081-01-003



Empotrable rectangular fabricado en aluminio.
2 luces. Iluminación mediante lámpara
3 LED 1 W 3 LED 3 W.

Halogen spotlight, pressed in aluminium.
2 light. Light source: 3 LED 1 W bulb
or 3 LED 3 W bulb.

REF. 03-082-01-003



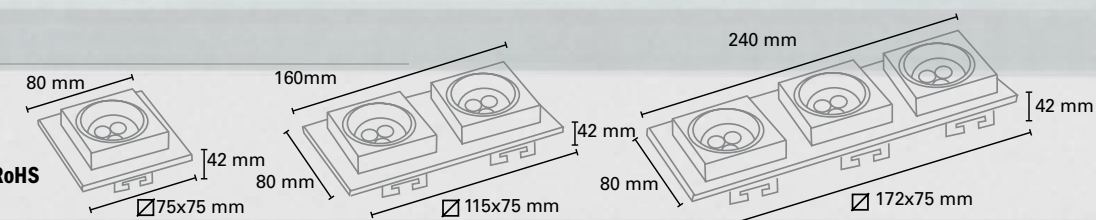
Empotrable rectangular fabricado en aluminio.
3 luces. Iluminación mediante lámpara 3 LED 1 W
o 3 LED 3 W.

Halogen spotlight, pressed in aluminium. 3 light.
Light source 3 LED 1 W bulb or 3 LED 3 W bulb.

REF. 03-083-01-003

LED 3 LED/1w, 3 LED/3W
POWER AC: 220/V 50HZ
DC: 3.2-3.8V

IP 20 \ominus 0,5 m



Empotrable halógeno con rotula CARDAN fabricado en chapa de acero, acabado mate.
Para lámpara QR111 G53 12V Max 100w.
*Halogen gimbal to embed made in steel, matt finish.
Type of bulb: QR111 G53 12V MAX. 100W.*

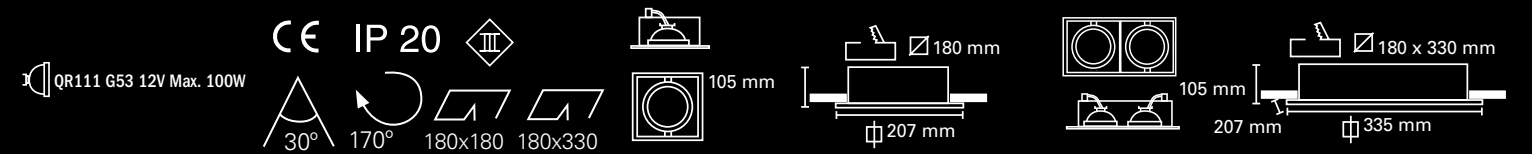


REF. 03 - 031 - 00 - 003



REF. 03 - 032 - 00 - 003

MODULO
ELECTRO
www.modulselectro.ru



TECNO

Empotrable halógeno con rotula CARDAN fabricado en chapa de acero, acabado mate. Para lámpara QR111 G53 12V Max 100W.

*Tilting halogen downlight made in steel, matt finish.
Type of bulb: QR111 G53 12V MAX. 100W*

REF. 03 - 033 - 00 - 003



REF. 03 - 034 - 00 - 003

MODUL
ELECTRO
www.modulelectro.ru




ALUMINIUM

EMPOTRABLES / BUILT-IN

Foco halógeno basculante para empotrar fabricado en aluminio.

Halogen downlight centre tilt luminaire to embed made in aluminium.

REF. 01-025-00-003



ALUMINIUM

EMPOTRABLES / BUILT-IN

Foco halógeno fijo para empotrar fabricado en aluminio.

Recessed halogen downlight to embed made in aluminium.

REF. 01-025-01-003



GU5.3 50mm Max. 50W 12V

0,5 m

CE IP 20



Incluye portalámparas 12V. 12V lamp-holder included.



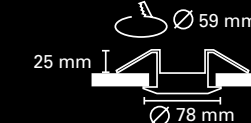
GU5.3 50mm Max. 50W 12V

0,5 m

CE IP 20



Incluye portalámparas 12V. 12V lamp-holder included.



MODULO

ELECTRO

www.modulelectro.ru




ALUMINIUM

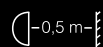
Foco halógeno fijo tapado para empotrar
fabricado en aluminio.

*Recessed halogen downlight to embed
made in aluminium.*

REF. 01-026-01-003



GU5.3 50mm Max. 50W 12V



CE IP 20



50u.

Incluye portalámparas 12V.
12V lamp-holder included.



ELECTRO

www.modulelectro.ru



ECLO

Empotrable halógeno basculante cuadrado
fabricado en aluminio.

*Eyeball luminaire square halogen downlight
to embed, made in aluminium.*

REF. 00-120-00-	Color Colour
Blanco / White	000
Cromo / Chrome	001
Níquel / Nickel	002
Acero / Steel	003
Oro / Gold	004
Oro Satinado / Satin Gold	005
Oro viejo / Old Gold	006



REF. 00-120-00-000 REF. 00-120-00-001 REF. 00-120-00-002

REF. 00-120-00-003 REF. 00-120-00-004 REF. 00-120-00-005 REF. 00-120-00-006

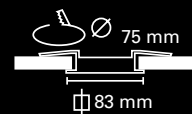
MODUL
ELECTRO
www.modulelectro.ru

GU5.3 50mm Max. 50W 12V



IP 20

Incluye portalámparas 12V.
12V lamp-holder included.



TERRA

Foco halógeno orientable para empotrar
fabricado en aluminio.

*Eyeball luminaire halogen downlight
made in aluminium.*

REF. 01-021-04 -

Blanco / White 000

Cromo / Chrome 001

Niquel / Nickel 002

Oro / Gold 004

Oro Viejo / Old Gold 006



REF. 01-021-04-000

REF. 01-021-04-001

REF. 01-021-04-002

REF. 01-021-04-004

REF. 01-021-04-006

MODUL
ELECTRO
www.modulelectro.ru

Foco halógeno orientable para empotrar
fabricado en aluminio.

*Eyeball luminaire halogen downlight
made in aluminium.*

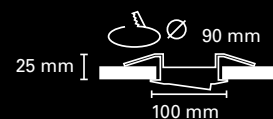
REF. 00-121-04-002



GU5.3 50mm Max. 50W 12V

IP 20

Incluye portalámparas 12V.
12V lamp-holder included.



Foco halógeno fijo para empotrar, fabricado en aluminio.

Centre tilt luminaire halogen downlight to embed made in aluminium.

REF. 01-020-01 - Color Colour

- Blanco / White 000
- Cromo / Chrome 001
- Niquel / Nickel 002
- Acero / Steel 003
- Oro / Gold 004
- Oro Satinado / Satin Gold 005
- Oro Viejo / Old Gold 006
- Cobre / Copper 007
- Negro / Black 008



REF. 01-020-01-000 REF. 01-020-01-001 REF. 01-020-01-002 REF. 01-020-01-003



REF. 01-020-01-004 REF. 01-020-01-005 REF. 01-020-01-006 REF. 01-020-01-007 REF. 01-020-01-008

Foco halógeno basculante para empotrar, fabricado en aluminio.

Centre tilt luminaire halogen downlight to embed made in aluminium.

REF. 01-020-00 - Color Colour

- Blanco / White 000
- Cromo / Chrome 001
- Niquel / Nickel 002
- Acero / Steel 003
- Oro / Gold 004
- Oro Satinado / Satin Gold 005
- Oro Viejo / Old Gold 006
- Cobre / Copper 007
- Negro / Black 008



REF. 01-020-00-000 REF. 01-020-00-001 REF. 01-020-00-002 REF. 01-020-00-003



REF. 01-020-00-004 REF. 01-020-00-005 REF. 01-020-00-006 REF. 01-020-00-007 REF. 01-020-00-008

Empotrable halógeno basculante ovalado fabricado en aluminio.

Eyeball luminaire oval halogen downlight made in aluminium.

REF. 01-220-00 - Color Colour

- Blanco / White 000
- Cromo / Chrome 001
- Niquel / Nickel 002
- Oro / Gold 004
- Oro Satinado / Satin Gold 005
- Oro Viejo / Old Gold 006
- Cobre / Copper 007
- Negro / Black 008



REF. 01-220-00-000 REF. 01-220-00-001 REF. 01-220-00-002 REF. 01-220-00-004 REF. 01-220-00-005 REF. 01-220-00-006 REF. 01-220-00-007 REF. 01-220-00-008

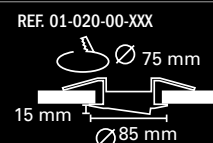
MODULO
ELECTRO
www.modulelectro.ru



GU5.3 50mm Max. 50W 12V

IP 20

Incluye portalámparas 12V. 12V lamp-holder included.



GU5.3 50mm Max. 50W 12V

IP 20

Incluye portalámparas 12V. 12V lamp-holder included.



ZAR

Foco halógeno basculante para empotrar, fabricado en inyección de zamak. Lámpara 35mm, 35W.

Halogen downlight centre tilt luminaire to embed made in zamak. Lamp 35mm.



REF. 01-024-00 - Color Colour

Blanco / White 000

Cromo / Chrome 001

Níquel / Nickel 002

Acero / Steel 003

Oro / Gold 004

Oro Viejo / Old Gold 006



REF. 01-024-00-000 REF. 01-024-00-001 REF. 01-024-00-002 REF. 01-024-00-003 REF. 01-024-00-004 REF. 01-024-00-006

Foco halógeno basculante para empotrar, fabricado en inyección de zamak.

Halogen downlight centre tilt luminaire to embed made in zamak.



REF. 01-027-00 - Color Colour

Blanco / White 000

Cromo / Chrome 001

Níquel / Nickel 002

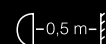
Acero / Steel 003



REF. 01-027-00-000 REF. 01-027-00-001 REF. 01-027-00-002 REF. 01-027-00-003

MODULO
ELECTRO
www.modulelectro.ru

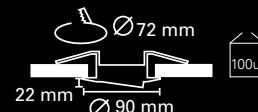
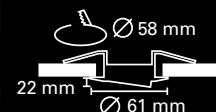
GU5.3 50mm Max. 50W 12V



IP 20



Incluye portalámparas 12V.
12V lamp-holder included.





MODUL
ELECTRO
www.modulelectro.ru

Empotrable cuadrado basculante fabricado en aluminio.

Eyeball luminaire halogen downlight made in aluminium.

REF. 00-125-00-002



Empotrable basculante hexagonal fabricado en aluminio.

Eyeball luminaire halogen downlight made in aluminium.

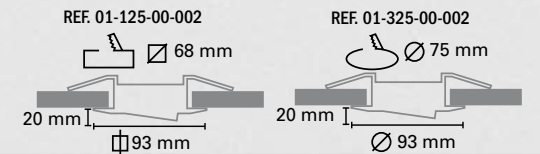
REF. 01-325-00-002

DICROICA 12V Max. 50W
DICHROIC 12V Max. 50W

Lámpara halógena de 12V 50W
Lamp halogen 12V 50W

Incluye portalámparas 12V.
12V lamp-holder included.

0,5 m
III
CE IP 20 100 u.



Empotrable halógeno basculante fabricado en aluminio, acabado en plata mate. Posibilidad de una, dos, tres y cuatro luces.


Tilting halogen downlight made in aluminium, matt silver finish. Available in one, two, three and four lights.



REF. 03 - 041 - 00 - 003



MODULO REF. 03 - 042 - 00 - 003
ELECTRO
www.modulelectro.ru



GU5.3 50mm Max. 50W 12V

Incluye portalámparas 12V.
 12V lamp-holder included.

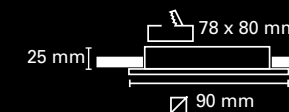
0.5 m

IP 20

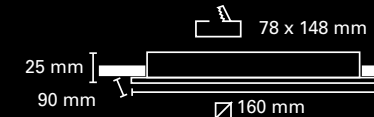
CE

50u.

REF. 03-041-00-003



REF. 03-042-00-003



LUZER

Empotrable halógeno basculante fabricado en aluminio, acabado en plata mate. Posibilidad de una, dos, tres y cuatro luces.

Tilting halogen downlight made in aluminium, matt silver finish. Available in one, two, three and four lights.

REF. 03-043-00-003



REF. 03-044-00-003



MODUL
ELECTRO
www.modulelectro.ru



GU5.3 50mm Max. 50W 12V
Incluye portalámparas 12V.
12V lamp-holder included.

IP 20

REF. 03-043-00-003



REF. 03-044-00-003





MODUL
ELECTRO
www.modulelectro.ru

DOWNLIGHT
DOWNLIGHT

ARCO

Panel de led diseñado para reemplazar el tradicional panel para oficinas T8. Mas potencia y menor consumo. Cada led genera 3W con una luminosidad entre 100-200 lumens.

The led panel is designed to replace the tradicional T8 panel for offices, these new panels are more powerful and energy saving. Each led bulb develops 3W and between 100-200 lumens.

REF. 30 - 800 - 18 - 100

MODULO
ELECTRO
www.modulelectro.ru

Downlight diseñado para reemplazar a la luz incandescente, con mas potencia y menor consumo. Consta de 6 piezas de led de alta potencia. Cada led genera 3 w con luminosidad entre 100-200 lumens. Su diseño, prolonga el brillo y la duración de los leds.

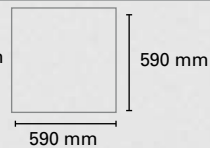
The downlight is designed to replace the incandescent light, being more powerful and energy saving. It has 6 high voltage led bulbs, each one develops 3w power and between 100-200 lumens. Its design extends the life of the led bulb and its gleam.

REF. 12 - 800 - 06 - 100



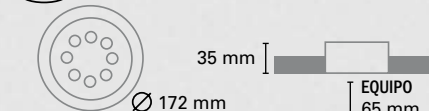
REF 30-800-18-100
18 LED 3W (54W)
ENTRADA: AC120Vac/0,5A o 240Vvac/0,5A
SALIDA: DC 120V/60W
LUMENS (lm/w):1620 lumens
DURACION:35000-50000hrs
TONO: 5500-6400K

Int. 30 mm



REF. 12-800-06-100
6 LED 3W (18W)
ENTRADA: 100 240Vac/0,5A
SALIDA: 18 24V/20W
LUMENS: (lm/w): 540 lumens
170 lux a 160cm
DURACION: 35000-50000hrs.
TONO: 5500-6400K

Ø 150 mm



EQUIPO
65 mm



Downlight cuadrado fabricado en aluminio con cristal difusor en mate. Tres pinzas de sujeción. Directo a la red. (Incluye lámparas)

Die cast square downlight, made in aluminium. Mat glass. Direct to the electrical wiring. (no need of transformers)

REF. 02-140-27-002

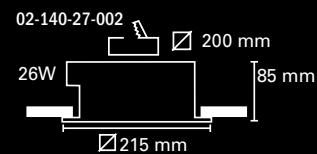


Downlight cuadrado fabricado en aluminio con cristal difusor en mate. Tres pinzas de sujeción. Incluye equipo y lámparas (primera marca).

Die cast square downlight, made in aluminium. Mat glass. Three tweezers to hold. Equip included and lamps (1st Brand).

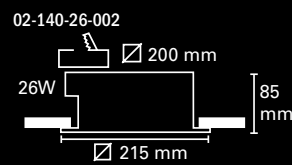
REF. 02-140-26-002

MODUL
ELECTRO
www.modulelectro.ru



2 x E27 26W 230/50Hz

Incluye lámparas.
Lamps included.



2 x G24 d-3 50/60Hz 26W

Incluye equipo y pl 26W.
Equip included and pl 26W.



EXPOCOLOR

Downlight cuadrado fabricado en aluminio, con cristal superpuesto en mate y combinada con tela en varios colores. Directo a la red.

Square downlight pressed in aluminium with matt crystal and matching cloth available in several colors. Direct to the electrical wiring.

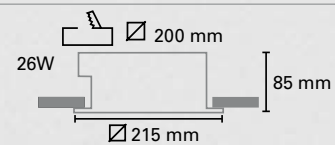
REF. 02-140-27-	Color Colour
	<input type="checkbox"/>
Azul / Blue	120
Naranja / Orange	141
Rojo / Red	142
Verde Pistacho / Green	160
Negro / Black	180
Lila / Violet	190



MODUL
ELECTRO
www.modulelectro.ru



REF. 02-140-27-120 REF. 02-140-27-141 REF. 02-140-27-142 REF. 02-140-27-160 REF. 02-140-27-180 REF. 02-140-27-190



2 x E27 26W 230/50Hz

Incluye lámparas.
Lamps included.



IP 44

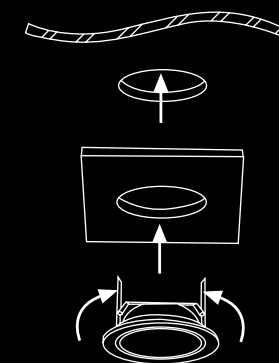


Downlight fabricado en aluminio con cristal serigrafiado o mate, combinado con placa de vidrio en color.

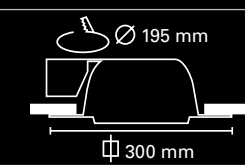
Die cast downlight, with decorative colorful glass panel.



REF. 02 - 032 -	Tipo Type	Color Colour
	Blanco / White 00	
	Niquel / Nickel 02	
	Blanco / White 100	
	Marrón / Brown 115	
	Azul / Blue 120	
	Naranja / Orange 141	
	Rojo / Red 142	
	Verde pistacho / Green 160	
	Negro / Black 180	
	Lila / Violet 190	
	Plata / Silver 281	



MODULO
ELECTRO
www.modulelectro.com



IP 44

2 x G24 d-3 50/60Hz 26W

Incluye equipo y pl 26W.
Equip included and pl 26W.

LUNA

Downlight fijo para empotrar fabricado en estampación de metal, con cristal circular decorativo color.

Recessed downlight to embed, made in pressed steel, with decorative round colour glass.

REF. 22-010-26-

Blanco / White 100

Ambar / Amber 110

Azul / Blue 120

Azul Claro / Light Blue 121

Amarillo / Yellow 130

Rosa / Pink 140

Verde / Green 160

Marmol / Marble 170



REF. 22-010-26-100 REF. 22-010-26-110 REF. 22-010-26-120 REF. 22-010-26-121 REF. 22-010-26-130 REF. 22-010-26-140 REF. 22-010-26-160 REF. 22-010-26-170

MODUL
ELECTRO

Downlight fijo para empotrar en estampación de metal con cristal cuadrado decorativo color.

Recessed square downlight to embed, made in pressed steel, with square decorative colour glass.

REF. 22-110-26-

Blanco / White 100

Ambar / Amber 110

Azul / Blue 120

Azul Claro / Light Blue 121

Amarillo / Yellow 130

Rosa / Pink 140

Verde / Green 160


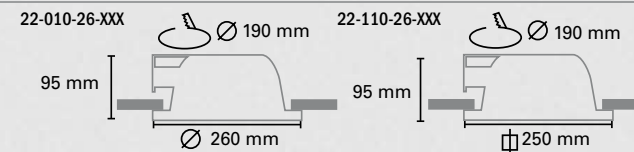
Marmol / Marble 170



REF. 22-110-26-100 REF. 22-110-26-110 REF. 22-110-26-120 REF. 22-110-26-121 REF. 22-110-26-130 REF. 22-110-26-140 REF. 22-110-26-160

2 x G24 d-3 50/60Hz 26W

Incluye equipo y pl 26W.
Equip included and pl 26W.



FERRO



Downlight para empotrar fabricado en inyección de zamak, con cristal protector mate.

Recessed downlight to ambed, made in zamak die casting, with dull glass cover.

REF. 02-020-	Tipo Type	Color Colour
26W	26	
13W	13	
Blanco / White		000
Niquel / Nickel		002
Acero / Steel		003
Oro / Gold		004
Oro Viejo / Old Gold		006



MODULO
ELECTRO
www.modulelectro.ru



REF. 02-020-26-000 REF. 02-020-26-002 REF. 02-020-26-003 REF. 02-020-26-004 REF. 02-020-26-006

FERRO

Downlight cuadrado para empotrar fabricado en inyección de zamak, con cristal protector mate.

Recessed square downlight to ambed, made in zamak die casting, with dull glass cover.

REF. 02-120-26-	Color Colour
Blanco / White	000
Niquel / Nickel	002

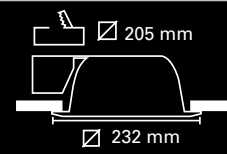
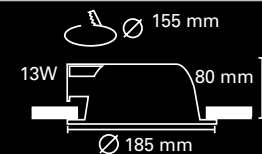
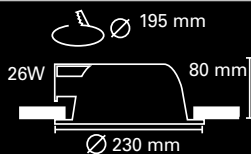


REF. 02-120-26-000 REF. 02-120-26-002

2 x G24 d-3 50/60Hz 26W
Incluye equipo y pl 26W.
Equip included and pl 26W.

2 x G24 d-3 50/60Hz 13W
Incluye equipo y pl 13W.
Equip included and pl 13W.

CE IP 44



III F CE 8u.

2 x G24 d-3 50/60Hz 26W
Incluye equipo y pl 26W.
Equip included and pl 26W.

CIKLO

Downlight ovalado para empotrar fabricado en aluminio, con cristal protector circular serigrafiado. Posibilidad de cristal protector en mate.

Recessed oval downlight to embed, made in aluminium, with circular serigraphied glass cover. Matt glass cover also available.

REF. 02 - 222 -	Tipo Type	Color Colour
	PL 26	
	E27 27	
	Blanco / White 000	
	Niquel / Nickel 002	



REF. 02-222-26-000 REF. 02-222-26-002



Downlight rdondo para empotrar fabricado en aluminio, con cristal protector circular serigrafiado. Posibilidad de cristal protector en mate.

Recessed round downlight to embed, made in aluminium, with circular serigraphied glass cover. Matt glass cover also available.

REF. 02 - 022 -	Tipo Type	Color Colour
	PL 26	
	E27 27	
	Blanco / White 000	
	Niquel / Nickel 002	



REF. 02-022-26-000 REF. 02-022-26-002



MODULO
ELECTRO
www.modulelectro.ru



2 x G24 d-3 50/60Hz 26 W

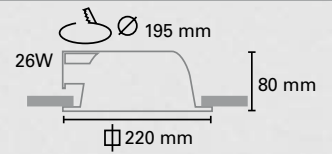
Incluye equipo y pl 26W primera marca.
Equip included and pl 26W.

2 x E27 26W 230/50Hz

Incluye lamparas electronicas de encendido inmediato.
Electronics lamps included.



IP 44



ONDA

Downlight empotrable fabricado en estampación de metal, con cristal difusor en mate o serigrafiado, para dos lámparas de 26W o 13W.

Downlight pressed in metal, with matt or print crystal. Type of bulbs: 26w or 13w pl bulbs.



REF.	12-020	Tipo Type	Color Colour
		26W 26	
		13W 13	
		Blanco / White	000
		Niquel / Nickel	002
		Oro / Gold	004
		Oro Viejo / Old Gold	006



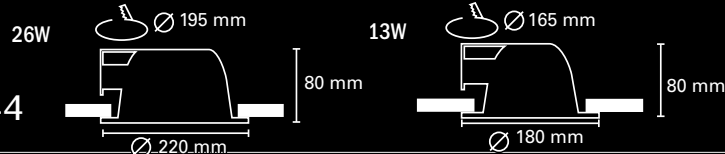
REF. 12-020-26-000 REF. 12-020-26-002 REF. 12-020-26-004 REF. 12-020-26-006



MODULO
ELECTRO
www.modulelectro.ru

2 x G24 d-3 50/60Hz 26W
Incluye equipo y pl 26W.
Equip included and pl 26W.

2 x G24 d-3 50/60Hz 13W
Incluye equipo y pl 13W.
Equip included and pl 13W.



TRONICK


Downlight cuadrado fabricado en aluminio, para reactancias electrónicas y lámpara compacta bajo consumo 4 pins, 13W y 26W con cristal protector mate. Reflector Aluminio.

Downlight made in aluminium to be used with electronic transformers and compact energy saving bulb, 4 pins, 13 or 26w. Aluminium reflector and matt crystal.

REF. 02 - 170 - - 003

13 W 13

26 W 26



MODULO
ELECTRO

www.modulelectro.ru

TRONICK

Downlight redondo fabricado en aluminio, para reactancias electrónicas y lámpara compacta bajo consumo 4 pins, 13W y 26W con cristal protector mate. Reflector Aluminio.

Round downlight made in aluminium to be used with electronic transformers and compact energy saving bulb, 4 pins, 13 or 26w. Aluminium reflector and matt crystal.

REF. 02 - 070 - - 003

13 W 13

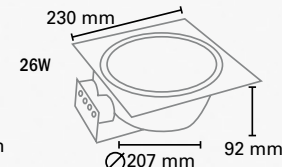
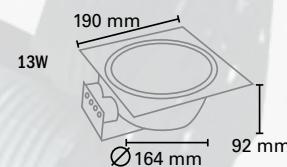
26 W 26



2-GX24q-3 (4pin) 26W

2-GX24q-1 (4pin) 13w

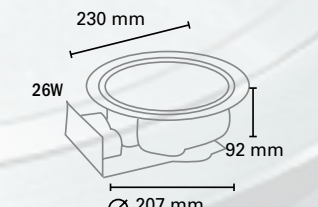
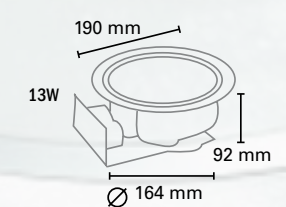
CE IP 44




2-GX24q-3 (4pin) 26W

2-GX24q-1 (4pin) 13w

CE IP 44





MODUL
ELECTRO
www.modulelectro.ru

APLIQUES Y PLAFONES
WALL AND CEILING FIXTURES

HYDROS

Coleccion para baño, en acabado cromo, tulipa en cristal optico transparente, y reflector de aluminio para dirigir la luz. Version de una a cuatro luces, bombilla G9 40W.

Collection for bathrooms. Chrome finish, transparent optical crystal shade and aluminium reflector to focus the light. Available in one to four lights. Type of bulb: G9 40W.

REF. 43- -01-001

- 601
- 602
- 603
- 604






Color
Colour

MODUL
ELECTRO
www.modulelectro.ru

HYDROS



G9 Halopin Max. 40W 220/240V



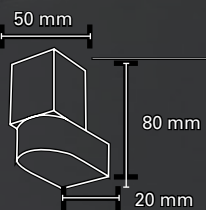
HYDROS

Colección para baño, en acabado cromo, tulipa en cristal óptico transparente, y reflector de aluminio.

Collection for bathrooms. Chrome finish, transparent optical crystal shade and aluminium reflector.

REF. 43 - 701 - 01 - 001

Color
Colour



G9 Halopin Max. 40W 220/240V

⏚ ⚡ ⌚ 0.5 m CE IP 20



STRATO

Aplique de superficie, en acabado cromo, tulipa de cristal óptico transparente. Versión una y dos luces, bombilla G9 40W.

Wall lamp, chrome finish, transparent optical crystal shade. Available in one and two lights. Type of bulb: G9 40W.

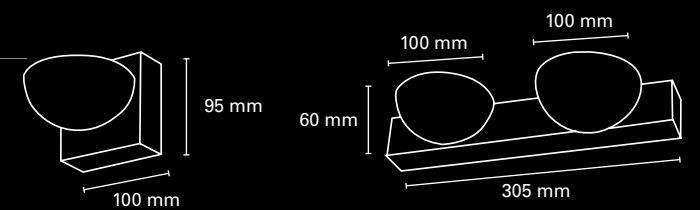
REF. 43 - - 01 - 001
801
802

Color
Colour



G9 Halopin Max. 40W 220/240V

⏚ ⚡ ⌚ 0.5 m CE IP 20



MODUL
ELECTRO
www.modulelectro.ru



PLATA / SILVER

REF. 43-	<input type="checkbox"/>	-01-	<input type="checkbox"/>	Color Colour
1 luz / light				111
2 luces / lights				112
			Naranja / Orange	141
			Rojo / Red	142
			Negro / Black	180

ORO / GOLD

REF. 43-	<input type="checkbox"/>	-01-	<input type="checkbox"/>	Color Colour
1 luz / light				221
2 luces / lights				222
			Rojo / Red	142
			Negro / Black	180




Aplique de superficie de una luz, fabricado en metal, combinado con placa de cristal en color, adornada con serigrafía acabada en oro o plata y tulipa cristal optico K9.

Light ceiling lamp, made in metal, matching colored crystal plate decorated with golden or silver printings and crystal cube shade (k9 quality).

MODULO ELECTRO

www.modulelectro.ru



Aplique de superficie de dos luces, fabricado en metal, combinado con placa de cristal en color, adornada con serigrafía acabada en oro o plata y tulipa cristal optico K9.

Lights ceiling lamp, made in metal, matching colored crystal plate decorated with golden or silver printings and crystal cube shade (k9 quality).

PLATA / SILVER



REF. 43-111-01-141	REF. 43-111-01-142	REF. 43-111-01-180
REF. 43-112-01-141	REF. 43-112-01-142	REF. 43-112-01-180

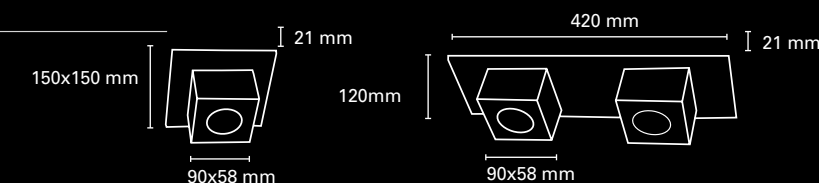
ORO / GOLD



REF. 43-221-01-142	REF. 43-221-01-180
REF. 43-222-01-142	REF. 43-222-01-180

G9 40 MAX 40W 220/240V

⚡ ⚡ ⚡ 0.5m ⚡ CE IP 20






MODULO
ELECTRO
www.modulelectro.ru

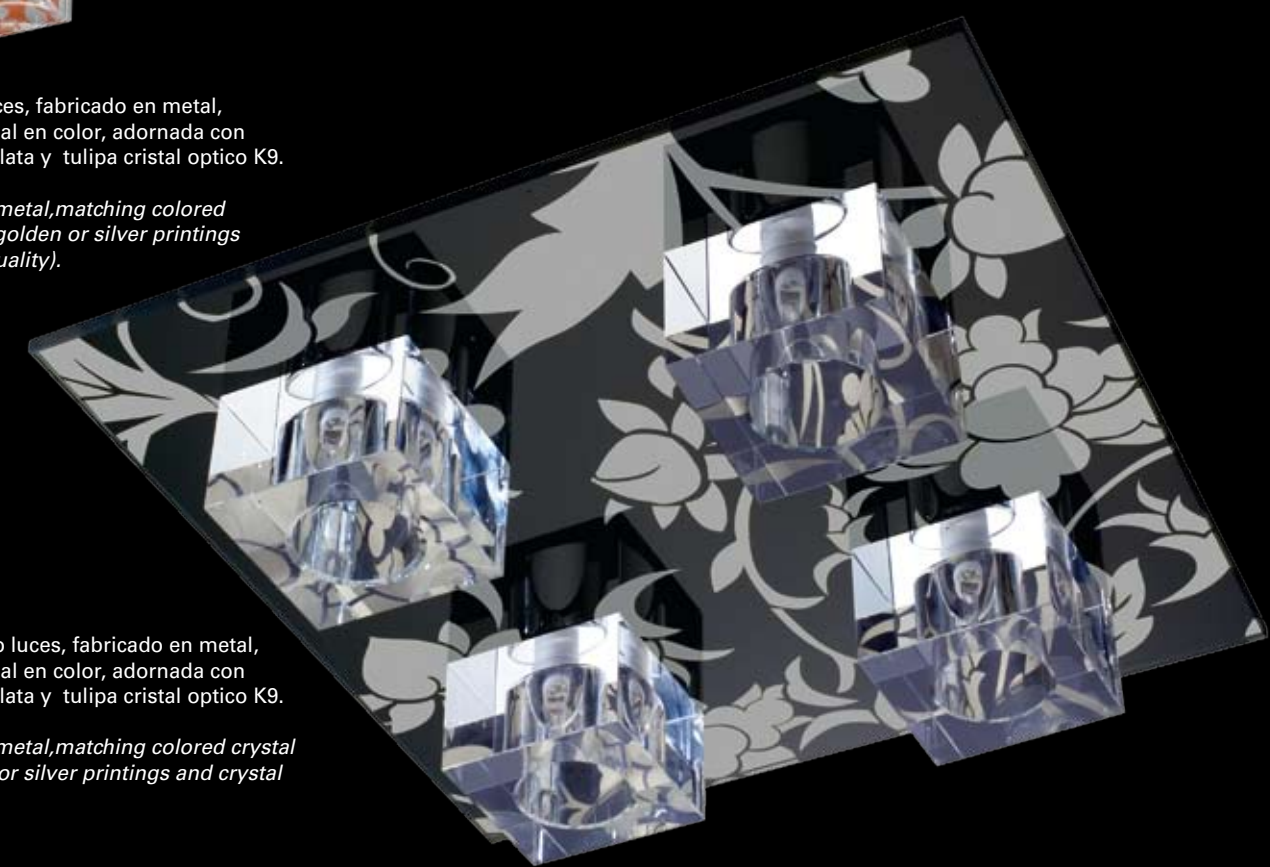
PLATA / SILVER
REF. 43- -01-
3 luces / lights 113
4 luces / lights 114
Naranja / Orange 141
Rojo / Red 142
Negro / Black 180

ORO / GOLD
REF. 43- -01-
3 luces / lights 223
4 luces / lights 224
Rojo / Red 142
Negro / Black 180



Aplique de superficie de 3 luces, fabricado en metal, combinado con placa de cristal en color, adornada con serigrafía acabada en oro o plata y tulipa cristal optico K9.

Lights ceiling lamp, made in metal, matching colored crystal plate decorated with golden or silver printings and crystal cube shade (k9 quality).



Plafon de superficie de cuatro luces, fabricado en metal, combinado con placa de cristal en color, adornada con serigrafía acabada en oro o plata y tulipa cristal optico K9.

Lights ceiling lamp, made in metal, matching colored crystal plate decorated with golden or silver printings and crystal cube shade (k9 quality).



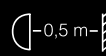
PLATA / SILVER

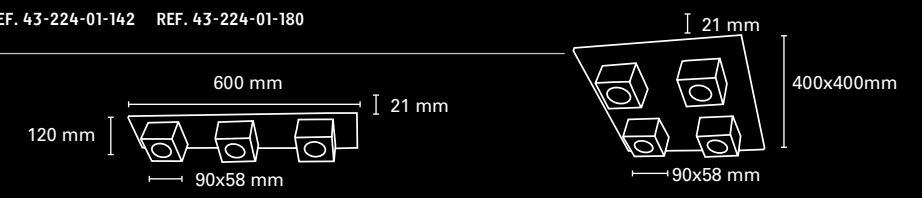
		
REF. 43-113-01-141	REF. 43-113-01-142	REF. 43-113-01-180
REF. 43-114-01-141	REF. 43-114-01-142	REF. 43-114-01-180

ORO / GOLD

	
REF. 43-223-01-142	REF. 43-223-01-180
REF. 43-224-01-142	REF. 43-224-01-180

G9 40 MAX 40W 220/240V

   **CE IP 20**



HIEDRA

APLIQUES Y PLAFONES / WALL LAMPS AND CEILING FIXTURES

Empotrable halogeno basculante cuadrado fabricado en aluminio, combinado con placa de vidrio acabada con dibujo decorativo.

Tilting square halogen spotlight, pressed in aluminium with matching decorative glass plate.

REF. 00-111	Metal	Color
	Metal	Colour
	Cromo / Chrome	01
	Niquel / Nickel	02
	Acero / Steel	03
	Oro / Gold	04
	Naranja / Orange	141
	Rojo / Red	142
	Negro / Black	180



HIEDRA

APLIQUES Y PLAFONES / WALL LAMPS AND CEILING FIXTURES

Empotrable halogeno basculante cuadrado fabricado en aluminio, combinado con placa de vidrio acabada con dibujo decorativo.

Tilting square halogen spotlight, pressed in aluminium with matching decorative glass.

REF. 00-221	Metal	Color
	Metal	Colour
	Cromo / Chrome	01
	Niquel / Nickel	02
	Acero / Steel	03
	Oro / Gold	04
	Rojo / Red	142
	Negro / Black	180



MODULO

ELECTRO

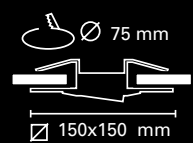
www.modulelectro.ru



GU5.3 50mm Max. 50W 12V

0,5 m CE IP 20

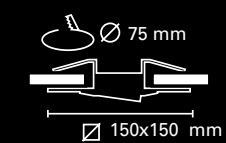
Incluye portalámparas 12V. 12V lamp-holder included.



GU5.3 50mm Max. 50W 12V

0,5 m CE IP 20

Incluye portalámparas 12V. 12V lamp-holder included.



Empotrable halogeno basculante redondo, fabricado en aluminio, combinado con placa de vidrio acabada con dibujo decorativo.

Tilting round halogen spotlight, pressed in aluminium with matching decorative glass plate.

REF. 01- 111 -	Metal	Color
	Metal	Colour
Acero/ Steel	03	
		141 Naranja / Orange
		142 Rojo / Red
		180 Negro / Black



MODULO
ELECTRO
www.modulelectro.ru

Empotrable halogeno basculante redondo, fabricado en aluminio, combinado con placa de vidrio acabada con dibujo decorativo.

Tilting round halogen spotlight, pressed in aluminium with matching decorative glass.

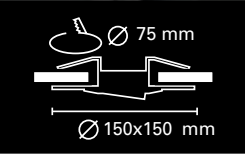
REF. 01- 221 -	Metal	Color
	Metal	Colour
Acero/ Steel	03	
		142 Rojo / Red
		180 Negro / Black



GU5.3 50mm Max. 50W 12V


0,5 m CE IP 20

Incluye portalámparas 12V. 12V lamp-holder included.



Downlight níquel satinado, combinado con placa de vidrio acabada con dibujo decorativo.
 Satin nickel downlight with matching decorative glass plate.

REF. 02-132	Metal	Color
	Níquel / Nickel 02	141 Naranja / Orange 142 Rojo / Red 180 Negro / Black



MODULO
 ELECTRO
www.modulelectro.ru

Downlight níquel satinado, combinado con placa de vidrio acabada con dibujo decorativo.
 Satin nickel downlight with matching decorative glass plate.

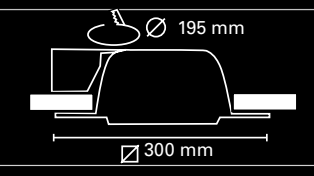
REF. 02-232	Metal	Color
	Níquel / Nickel 02	142 Rojo / Red 180 Negro / Black



2xG24 d-3 50/60Hz 26W

Incluye equipo y pl 26W.
 Equip included and pl 26W.

II V CE IP 44



FUTURA

Empotrable fabricado en aluminio, acabado cromo, con cristal óptico serigrafiado en color y chatones de cristal en brillo. Efecto espejo.

Spotlight pressed in aluminium, chrome finish, with print optical crystal plate and shining crystal drops. Mirror effect.


REF. 01-500-01-

Color
Colour

Blanco / White 100
Rojo / Red 142
Negro / Black 180



REF. 01-500-01-100 REF. 01-500-01-142 REF. 01-500-01-180



Aplique de superficie fabricado en metal de chapa cromada, con cristal óptico serigrafiado en color y chatones de cristal en brillo. Efecto espejo.

Wall lamp made in chromeplated metal sheet, with coloured printings on optical crystal plate and shining crystal drops. Mirror effect.

REF. 43-512-01-

Color
Colour

Blanco / White 100
Rojo / Red 142
Negro / Black 180



REF. 43-512-01-100 REF. 43-512-01-142 REF. 43-512-01-180



Plafon fabricado en metal de chapa cromada, con cristal óptico serigrafiado en color y chatones de cristal en brillo. Efecto espejo.

Ceiling lamp made in chromeplated metal sheet, with coloured printings on optical crystal plate and shining crystal drops. Mirror effect.

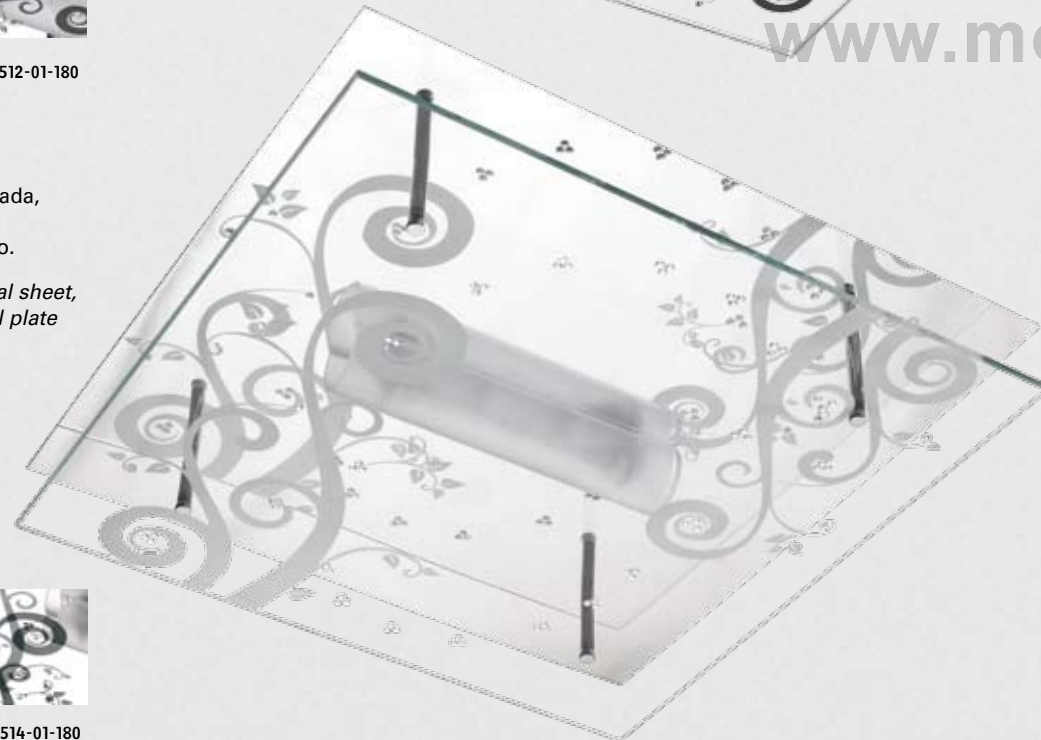
REF. 43-514-01-

Color
Colour

Blanco / White 100
Rojo / Red 142
Negro / Black 180



REF. 43-514-01-100 REF. 43-514-01-142 REF. 43-514-01-180



MODULO
ELECTRO
www.modulelectro.ru


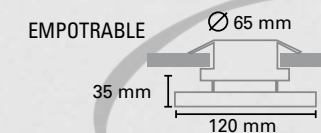
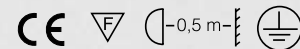


01-500-01-XXX GU5.3 50mm Max. 50W 12V

43-512-01-XXX R7s 118mm Max 150W 230V

43-514-01-XXX R7s 118mm Max 200W 230V

Incluye portalámparas 12V y distanciador de seguridad.
12V lamp-holder included. Wire Fastener and Plug.



FAST

Plafón cuadrado de cristal óptico, serigrafiado en dibujo fantasía en varios colores.

Square ceiling lamp in optical crystal with printings available in several colors.

REF. 25-770-15-

Color
Colour

Azul / Blue 120

Rojo / Red 142

Negro / Black 180

REF. 26-770-15-

Color
Colour

Azul / Blue 120

Rojo / Red 142

Negro / Black 180



REF. 25-770-15-120 REF. 25-770-15-142 REF. 25-770-15-180

QUICK



Plafón cuadrado de cristal óptico, serigrafiado en dibujo fantasía en color negro.

Square ceiling lamp in optical crystal with black printings.


REF. 25-880-15-180

REF. 26-880-15-180

REF. 25-XXX-15-XXX




R7s 118mm Max 150W 230V



300 mm

REF. 26-XXX-15-XXX

R7s 118mm Max 200W 230V



400 mm

MODULO
ELECTRO
www.modulelectro.ru



EXPRESS

APLIQUES Y PLAFONES / WALL LAMPS AND CEILING FIXTURES



REF. 25-570-15-

Color
Colour

Azul / Blue 120

Naranja / Orange 141

Verde / Green 160

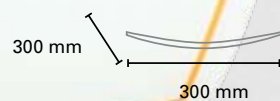


REF. 25-570-15-120 REF. 25-570-15-141 REF. 25-570-15-160

MODULO
ELECTRO
www.modulelectro.ru

1 x R7s 118 mm Max. 150W 220-240V
(INCLUIDA / INCLUDED)

(Presentación en Bister / Presentation in blister pack)



300 mm

300 mm

300 mm

400 mm

480 mm


600 mm

1 x R7s 118 mm Max. 150W 220-240V

1 x R7s 118 mm Max. 200W 220-240V

1 x R7s 118 mm Max. 300W 220-240V

4 x G11 4 PINS 36W



CLIP

APLIQUES Y PLAFONES / WALL LAMPS AND CEILING FIXTURES

Plafón fabricado en estampación de metal con cristal cuadrado óptico superblanco.

Ceiling lamp made in pressed steel with square optical white glass.

Tamaño
Size

REF. -070-11-100

25 300 mm

26 400 mm

27 480 mm

28 600 mm





MODULO
ELECTRO
www.modulelectro.ru

Aplique fabricado en aluminio acabado plata con doble cristal. Iluminación ambiental.

Wall-lamp made in aluminium with warm cover. Ambient lighting.

REF. 43-180-31-500

Aplique fabricado en aluminio acabado plata con doble cristal. Iluminación ambiental.

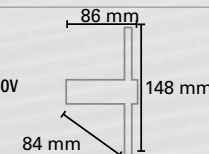
Wall-lamp made in aluminium with warm cover. Ambient lighting.

REF. 43-181-31-500




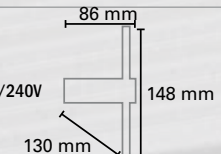
REF. 43-180-31-500

 1 x G9 Halopin Max. 40W 220/240V



REF. 43-181-31-500

 2 x G9 Halopin Max. 40W 220/240V





Incluye lámpara G9 Halopin Max. 40W 220/240V. G9 Halopin Max. 40W 220/240V lamp included.

MODUL
ELECTRO
www.modulelectro.ru

FOCOS
FOCUS

Aplique de superficie, fabricado en aluminio con rotula de foco orientable, iluminación mediante 1 led de 3W, acabado plata. Iluminación de alto rendimiento con muy bajo consumo.

Wall lamp, made in aluminium and tilting spotlight, illuminated with 1 led, 3w each, silver finish. Low voltage and high performance.

REF. 43 - 101 - 21 - 103

Foco orientable para empotrar, fabricado en aluminio, con iluminación mediante 1 led de 3W, acabado plata. Iluminación de alto rendimiento con muy bajo consumo, para espacios con un gran consumo lumínico.

Tilting spotlight to embed, made in aluminium, illuminated with 1 led, 3w, silver finish. High performance and low voltage.

REF. 01 - 101 - 21 - 103

Aplique de superficie, fabricado en aluminio con rotula rígida, iluminación mediante 1 led de 3W, acabado plata. Iluminación de alto rendimiento con muy bajo consumo. Orientado a la iluminación de cuadros.

Wall lamp, made in aluminium with fixed spotlight, illuminated with 1 led, 3w, silver finish. Low voltage and high performance.

REF. 43 - 102 - 21 - 103

Aplique de superficie, fabricado en aluminio con rotula rígida, iluminación mediante 1 led de 3W, acabado plata. Iluminación de alto rendimiento con muy bajo consumo. Orientado a la iluminación de cuadros.

Wall lamp, made in aluminium with fixed spotlight, illuminated with 1 led, 3w, silver finish. Low voltage and high performance.

REF. 43 - 103 - 21 - 103

Flexo sobremesa, fabricado en aluminio. Iluminación mediante un led de 3W, acabado plata. Iluminación de alto rendimiento, con muy bajo consumo.

Desk lamp, made in aluminium, silver finish. Type of Bulb: 1X3W Led bulb. High performance with low voltage.

REF. 04 - 103 - 21 - 103

MODULO ELECTRO
www.modulelectro.ru

REF. 43-101-21-103
REF. 01-101-21-103
REF. 43-102-21-103
REF. 43-103-21-103



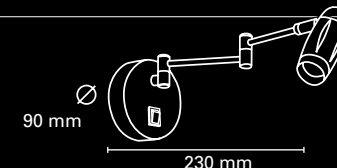
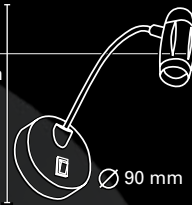
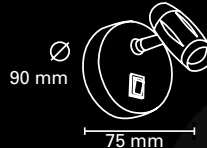
Driver incorporado/
Added driver.



IP 20

LED

POWER 1 LED x 3W



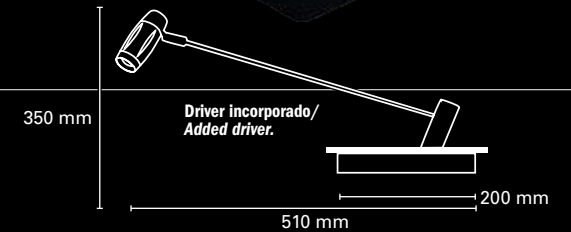
REF. 04-103-21-103



LED
POWER 1 LED x 3W



IP 20



Driver incorporado/
Added driver.



MODUL
ELECTRO
www.modul-electro.com

KLON

Foco pinza orientable, fabricado en aluminio, con iluminación mediante 3 led de 1W, y con cristal óptico en color. Iluminación óptima con muy bajo consumo.

Adjustable clip lamp, made in aluminium, illuminated with 3 leds, 1w each. Colored optical crystal. Low voltage.

REF. 53-920-18-

Blanco / White	100
Azul / Blue	120
Naranja / Orange	141
Rojo / Red	142
Verde / Green	160

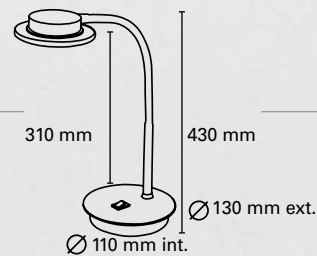
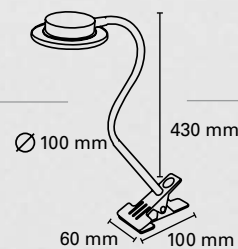


Sobremesa orientable, fabricado en aluminio, con iluminación mediante 3 led de 1W, y con cristal óptico en color. Iluminación óptima con muy bajo consumo.

Adjustable table lamp, made in aluminium, illuminated with 3 leds, 1w each. Colored optical crystal. Low voltage.

REF. 04-920-18-

Blanco / White	100
Azul / Blue	120
Naranja / Orange	141
Rojo / Red	142
Verde / Green	160



KLON

Aplique de pared orientable, fabricado en aluminio, con iluminación mediante 3 led de 1W, y con cristal óptico en color. Iluminación óptima con muy bajo consumo.

Adjustable wall lamp, made in aluminium, illuminated with 3 leds, 1w each. Colored optical crystal. Low voltage and high performance.

MODULO ELECTRO

www.modulelectro.ru

REF. 43-920-18-

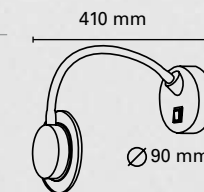
Blanco / White	100
Azul / Blue	120
Naranja / Orange	141
Rojo / Red	142
Verde / Green	160




REF. 52-920-18-100	REF. 52-920-18-120	REF. 52-920-18-141
REF. 04-920-18-100	REF. 04-920-18-120	REF. 04-920-18-141
REF. 43-920-18-100	REF. 43-920-18-120	REF. 43-920-18-141



REF. 52-920-18-142	REF. 52-920-18-160
REF. 04-920-18-142	REF. 04-920-18-160
REF. 43-920-18-142	REF. 43-920-18-160



LED POWER 1 LED x 3W



MODUL
ELECTRO
www.modulelectro.ru

Foco base orientable, fabricado en chapa de acero, con tulipa de cristal tallada. Acabado níquel satinado

Adjustable wall lamp, made in steel with cut crystal shade. Nickel finish.


REF. 13-901-21 - 040 Color Colour



Lámpara de superficie dos luces orientables, fabricada en acero con tulipa de cristal tallada. Acabado níquel satinado.

Adjustable two lights ceiling lamp, made in steel with cut crystal shade. Nickel finish.

REF. 13-912-21 - 040 Color Colour



Lámpara de superficie tres luces orientables, fabricada en acero con tulipa de cristal tallada. Acabado níquel satinado.

Adjustable three lights ceiling lamp, made in steel with cut crystal shade, nickel finish.

REF. 13-913-21 - 040 Color Colour



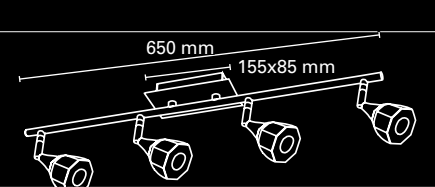
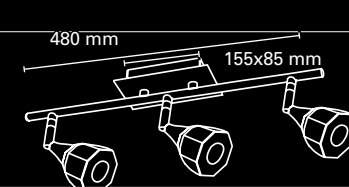
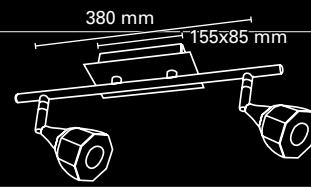
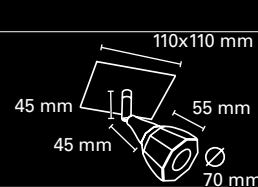
Lámpara de superficie cuatro luces orientables, fabricada en acero con tulipa de cristal tallada. Acabado níquel satinado.

Adjustable four lights ceiling lamp, made in steel with cut crystal shade, nickel finish.

REF. 13-914-21 - 040 Color Colour



MODULO
ELECTRO
www.modulelectro.ru





MODUL
ELECTRO
www.modulelectro.ru



MODUL
ELECTRO
www.modulelectro.ru

FLEXOS
ADJUSTABLE TABLE LAMPS

LEDS

Flexo metal plegable, con iluminación mediante 18 led. Interruptor en la pantalla. Baja temperatura, consumo mínimo. Entrada AC: 230V 50Hz, salida DC: 12V, 1.8W.

Metal folding desk lamp with 18 leds. Push switch on shade. Low temperature, low voltage. Input ac: 230V 50Hz, output DC: 12V, 1.8W.

REF. 04-600-18

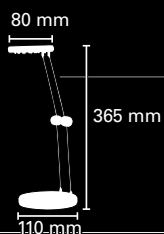
Color	Colour
Blanco / White	100
Azul / Blue	120
Negro / Black	180



MODUL
ELECTRO
www.modulelectro.ru



REF. 04-600-18-100 REF. 04-600-18-120 REF. 04-600-18-180



Adaptador AC/DC / AC/DC Adaptor
Entrada: 230/240V AC 50Hz 25mA / Input: 230/240V AC 50Hz 25mA
Salida: 4.5V DC 200mA / Output: 4.5V DC 200mA



TABLE

La pinza flexo fabricado en metal, con iluminación mediante 12 led de muy bajo consumo 0.8W y 50.000 horas de vida útil. Incluye adaptador AC/DC.

Tweezer flexo made of metal, with lighting by means of 12 led of very low consumption 0.8W and 50000 hours of life. Includes adapter AC/DC.

- REF. 53-900-12-
- Azul / Blue 121
 - Naranja / Orange 141
 - Verde / Green 160
 - Plata / Silver 281



REF. 53-900-12-121

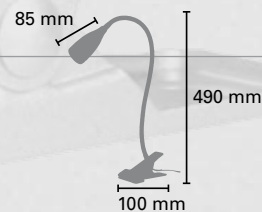
REF. 53-900-12-141

REF. 53-900-12-160

REF. 53-900-12-281



Adaptador AC/DC / AC/DC Adaptor
 Entrada: 230/240V AC 50Hz 25mA / Input: 230/240V AC 50Hz 25mA
 Salida: 4.5V DC 200mA / Output: 4.5V DC 200mA

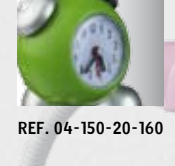



PINGUI

Flexo halógeno de bajo voltaje con reloj despertador fabricado en poliestileno, Brazo flexible, interruptor deslizando. Pila no incluida (1x1.5V AAA) Entrada AC: 230V

Low voltage halogen desk lamp with alarm clock, made in plastic, adjustable arm, slip switch. batteries no included (1x1.5V AAA), input AC: 230V.

- REF. 04-150-20-
- Rosa / Pink 140
 - Naranja / Orange 141
 - Verde / Green 160

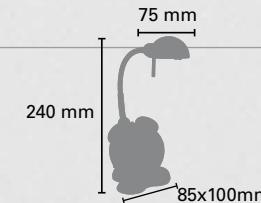


REF. 04-150-20-140

REF. 04-150-20-141

REF. 04-150-20-160

MODULO ELECTRO
www.modulelectro.ru



G4 Max 20W 220/240V



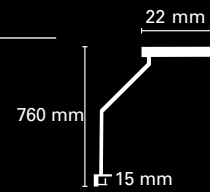
ARTIK

Flexo diseño pinza fabricado en metal, acabado negro y plata mate. Bajo consumo.

Desk lamp, click design, in black and silver matt finish. Energy saving lamps.

REF. 04-139-18-180

1 x PL18W 230/50 Hz



MODULO
ELECTRO

www.modulelectro.ru

LEX

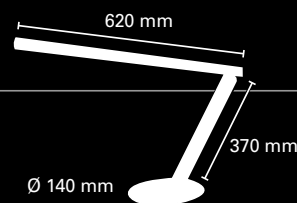
Flexo diseño fabricado en aluminio acabado plata mate, base ovalada fabricada en metacrilato.

Design table lamp, made in aluminium, dull silver finish. Oval base made in methacrylate.

REF. 04-130-16-281



1 x T-4 16W

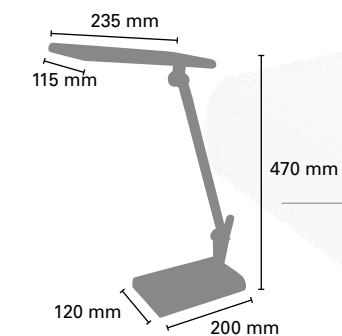


SCREEN

REF. 04-500-18-100

Flexo articulado, fabricado en aluminio. Iluminación mediante pantalla plana de 18 led. Luz natural y antireflexión. Encendido sin parpadeos. Rendimiento luminoso 1200 lux a 40cm.

Articulated Flexo made of aluminium. Lighting by means of flat screen of 18 led. Natural light and antireflection. Ignition without winking. 1200 Lux at 40 cm.



Flexo halógeno fabricado en poliestileno, con adaptador para todos los modelos de ipod "apple" y dispositivos MP3, con conexión para auriculares, altavoces incorporados, 4W potencia máxima. Disponible en cuatro colores. Adaptador AC: 230V a 12V.

Halogen desk lamp, made in plastic, supports all "apple" ipod models and MP3 audio players with a headphone port. Loudspeakers included (4 watts maximum power). Ballast ac: 230V to 12V.

REF. 04-700-20-	<input type="text"/>	Color Colour
	Blanco / White	100
	Naranja / Orange	141
	Negro / Black	180
	Plata / Silver	281



REF. 04-700-20-100 REF. 04-700-20-141 REF. 04-700-20-180 REF. 04-700-20-281

MODUL
ELECTRO
www.modulelectro.ru



SOL

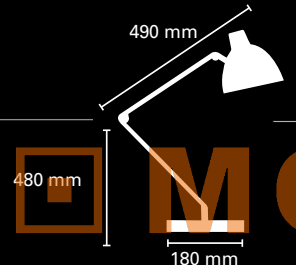
FLEXOS / ADJUSTABLE TABLE LAMPS

REF. 04-200-50-281



1xGY6.35 Max. 50W
12V QT12-LP IRC

CE 6u. ROHS



MODULO

ELECTRO

www.modulelectro.ru

1 x E27 Max. 20W 230V B.C.

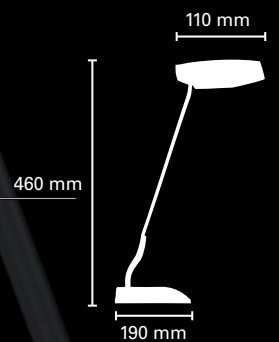
CE 6u. ROHS

LANZA

FLEXOS / ADJUSTABLE TABLE LAMPS

REF. 04-138-20 -

Negro / Black 180
Plata / Silver 281



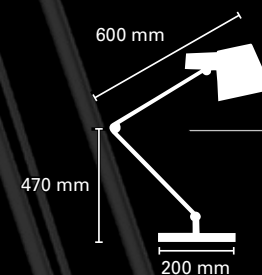
CLIMA

REF. 04-202-60-281



1 x E27 Max. 60W 230V

CE 4u. ROHS



FLOR

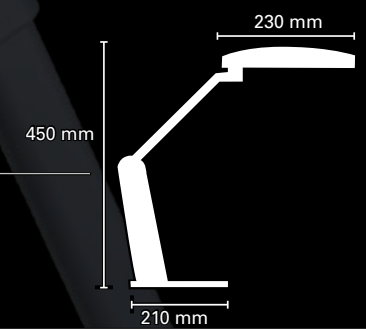
REF. 04-088-29 -

Azul / White 120
Verde / Green 160
Negro / Black 180
Gris / Grey 181



2 x PL 9W 230/50Hz

CE 6u. ROHS



LOOK




REF. 04-147-27-

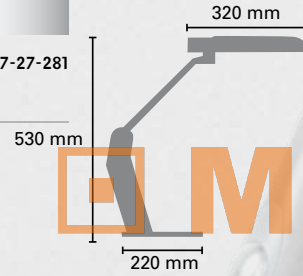
Color Colour

Negro / Black 180

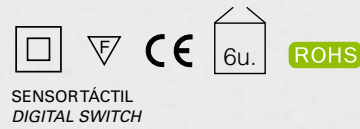
Plata / Silver 281



REF. 04-147-27-180 REF. 04-147-27-281



1 x PL 27W 230/50Hz



SENSOR TÁCTIL
DIGITAL SWITCH

MODULO
ELECTRO

www.modulelectro.ru

MIRO



REF. 04-142-20-

Color Colour

Azul / Blue 120


Naranja / Orange 141

Negro / Black 180

Plata / Silver 281



REF. 04-142-20-120 REF. 04-142-20-141 REF. 04-142-20-180 REF. 04-142-20-281



1 x E27 Max. 20W 230V B.C.



TEJA

REF. 04-300-20-

Color Colour

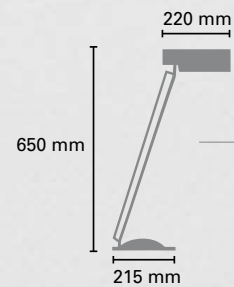
Azul / Azul 120

Naranja / Orange 141

Negro / Black 180



REF. 04-300-20-120 REF. 04-300-20-141 REF. 04-300-20-180



1 x E27 Max. 20W 230V B.C.



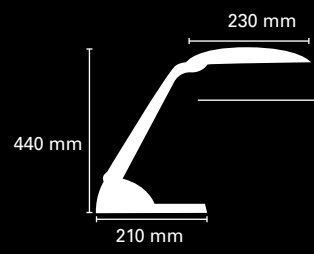
172 **METRO**

FLEXOS / ADJUSTABLE TABLE LAMPS

REF. 04-082-11 - Color Colour
 Negro / Black 180
 Gris / Gray 181



REF. 04-082-11-180 REF. 04-082-11-181




2 x PL 9W 230/50Hz

CE 12u. ROHS

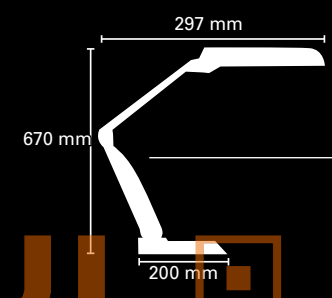
PUNTO 173

FLEXOS / ADJUSTABLE TABLE LAMPS

REF. 04-080-11 - Color Colour
 Negro / Black 180
 Gris / Gray 181



REF. 04-080-11-180 REF. 04-080-11-181



1 x PL 11W 230/50Hz

ROHS CE 6u.

TUCAN

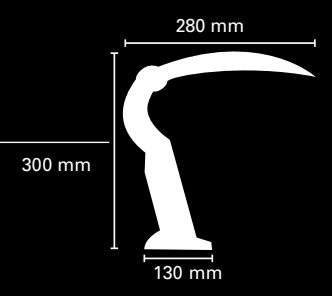


REF. 04-086-11-120 REF. 04-086-11-130

1 x PL 13W 230/50Hz

CE 12u. ROHS

REF. 04-086-11 - Color Colour
 Azul-Rosa / Blue-Pink 120
 Verde-Amarillo / Green-Yellow 130

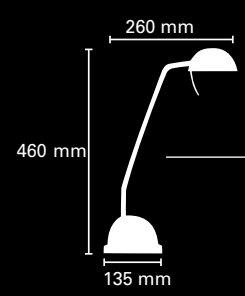


RONDO

REF. 04-001-50 - Color Colour
 Negro / Black 180
 Gris / Grey 181



REF. 04-001-50-180 REF. 04-001-50-181



1xGY6.35 Max. 50W
12V QT12-LP IRC

CE 0,5m IP 20 ROHS 6u.

MODULO ELECTRO
www.modulelectro.ru

SENSOR



- REF. 04-181-11-
- Color Colour
- Azul / Blue 120
 - Negro / Black 180
 - Naranja / Orange 190
 - Plata / Silver 281

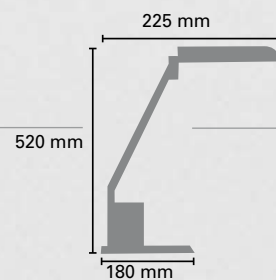


REF. 04-181-11-120 REF. 04-181-11-180 REF. 04-181-11-190 REF. 04-181-11-281

- REF. 04-281-11-
- Color Colour
- Azul / Blue 120
 - Negro / Black 180
 - Naranja / Orange 190
 - Plata / Silver 281



REF. 04-281-11-120 REF. 04-281-11-180 REF. 04-281-11-190 REF. 04-281-11-281



04-181-11-XXX

1 x PL 11W 230/50Hz



04-281-11-XXX

2 x PL 11W 230/50Hz

MODULO

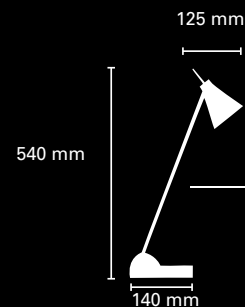
ELECTRO

www.modulelectro.es KONIC

- REF. 04-010-50-
- Color Colour
- Azul / Blue 120
 - Rojo / Red 142
 - Negro / Black 180



REF. 04-010-50-120 REF. 04-010-50-142 REF. 04-010-50-180



GU10 50mm Max. 50W 230/240V

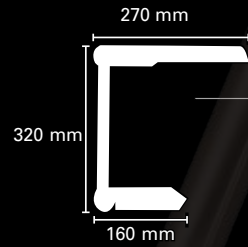


DIANA

- REF. 04-087-09 -
- Azul / Blue 120
 - Naranja / Orange 141
 - Verde / Green 160
 - Negro / Black 180
 - Gris / Gray 181



REF. 04-087-09-120 REF. 04-087-09-141 REF. 04-087-09-160 REF. 04-087-09-180 REF. 04-087-09-181



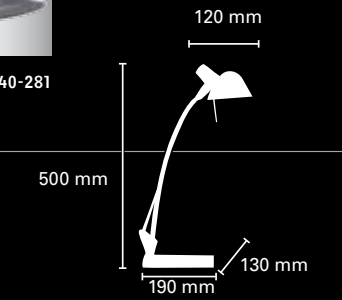
1 x PL 9W 230/50Hz



MODULO
ELECTRO



G9 Halopin Max. 40W 220/240V



REF. 04-802-40-120 REF. 04-802-40-180 REF. 04-802-40-281

500 mm

120 mm

190 mm

FARO

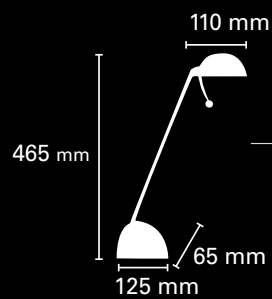
- REF. 04-802-40 -
- Azul / Blue 120
 - Negro / Black 180
 - Plata / Silver 281

MINI

- REF. 04-011-20 -
- Blanco transp. / Transp. white 100
 - Azul transp. / Transp. blue 120
 - Naranja transp. / Transp. orange 141
 - Verde transp. / Transp. green 160
 - Plata / Silver 281



REF. 04-011-20-100 REF. 04-011-20-120 REF. 04-011-20-141 REF. 04-011-20-160 REF. 04-011-20-281



G4 Max. 20W 220/240V

TELESCÓPICO
TELESCOPIC

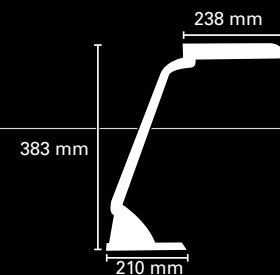


TRAZO

- REF. 04-081-11 -
- Negro / Black 180
 - Gris / Gray 181



04-081-11-180 04-081-11-181



1 x PL 11W 230/50Hz

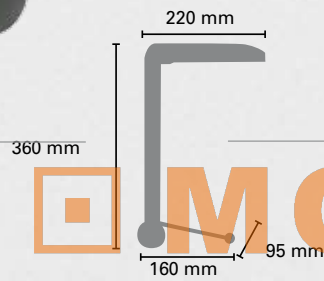
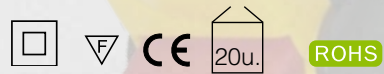


www.modulelectro.ru

CLASE

REF. 04-120-09-999

1 x PL 9W 230/50Hz



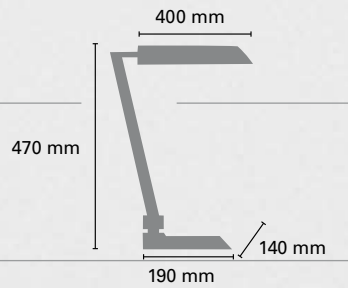
MODULO ELECTRO



1 x PL 11W 230/50Hz

ARTI

REF. 04-117-11-180



MODEL

ARTI 2

REF. 04-217-11-180



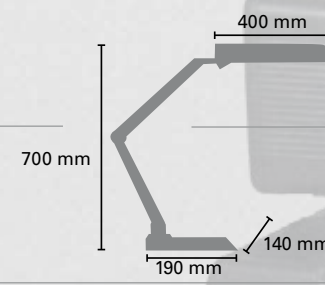
REF. 04-128-60-
Color Colour
Rojo / Red 142
Negro / Black 180



REF. 04-128-60-142 REF. 04-128-60-180

1 x E27 Max. 60W 230V

CON REGULADOR WITH DIMMER



1 x PL 11W 230/50Hz



www.modulelectro.ru



MODULO
ELECTRO
www.modulelectro.ru



REF. 05-047-60-001



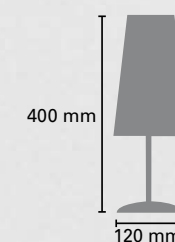
REF. 05-047-60-013





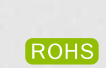




REF. 05-047-60-011



REF. 05-047-60-014



      1 x E14 Max. 60W 230V



MODUL
ELECTRO
www.modulelectro.ru

ACCESORIOS
ACCESSORIES

LÁMPARAS FLUORESCENTES COMPACTAS

Las lámparas compactas fluorescentes (CFL, Compact Fluorescent Lamp) utilizan un 80% menos de energía, debido a que producen calor a una potencia mucho menor, y pueden alargarse su vida útil hasta 12 veces más que una bombilla tradicional.

Las lámparas compactas fluorescentes tienen una duración media de 8000 horas de funcionamiento, mientras que la duración media de una lámpara incandescente, está entre 500 y 2000 horas, dependiendo de la exposición a picos de tensión y vibraciones mecánicas, además de la CALIDAD de la propia lámpara.

Tonos de las CFL:

2700K: son las denominadas *cálidas*, proporcionan un tono similar al de las lámparas incandescentes, algo amarillenta. Ideal para espacios donde se desea crear un ambiente de iluminación acogedor y relajado. Recomendable para dormitorios, salas y restaurantes.

4200K: son las denominadas *blanco frío*, emitiendo un tono blanco puro. Especialmente recomendado para ambientes donde la actividad exige de luz blanca. Recomendable para baños y ambientes comerciales.

COMPACT FLOURESCENT LAMPS

The Compact Fluorescent Lamps (CFL) save the 80% energy as the heating is produced at a lower power. They are also long-lasting, the active life of the bulbs extends to 12 times comparing to the traditional lamps.

The chip life of these Compact Fluorescent Lamps is 8000h, and the traditional incandescent lamps' lasting is between 500-2000 hours, depending on the electrical shocks, mechanical vibrations and the quality of the lamp itself.

Colors of the CFL:

2700K: they are called "warm", the warm tone is similar to the incandescent lamps, a kind of "yellow light". They are appropriate to decorate rooms in a "warm and relaxing atmosphere". Recommended for bedrooms, living - rooms and restaurants.

6400K: son las denominadas *daylight*, o *luz diurna*, emiten un brillo blanco levemente azulado. La "K", representa la relación de color y temperatura medida en Kelvin. La temperatura de color es una medida cuantitativa. Cuanto mayor sea la cifra, más "fría" es la sombra de los objetos que rodean a la lámpara.

Las CFL con cebadores de tipo electrónico, han permitido la eliminación del efecto "parpadeo" y del lento encendido, tradicionalmente asociados a la iluminación fluorescente, consiguiendo así una encendido electrónico inmediato. Ese balasto suministra la tensión o voltaje necesario para encender el tubo de la lámpara y regular, posteriormente, la intensidad de corriente que circula por dentro del propio tubo después de encendido.

Generan 80% menos calor que las incandescentes, siendo prácticamente nulo el riesgo de provocar incendios por calentamiento si por cualquier motivo llegaran a encontrarse muy cerca de materiales combustibles.

La lámpara con diseño en espiral (helicoidal), ha mejorado la estética de la lámpara tradicional de ahorro de energía, y ha conseguido un importante disminución en la temperatura de los componentes electrónicos, y del mismo tubo, debido a la mejora en la ventilación de éstos. Se obtiene que la distribución de la luz sea más amplia.

4200K: they are called "cool", it is a pure white color.

Specially recommended for bathrooms and showrooms (shops).

6400K: they are denominated "daylight", a white gleam showing a blue and soft ray of light.

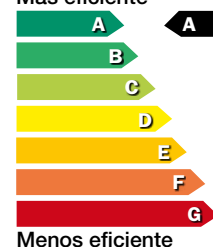
The "K" indicates the color and the temperature in Kelvin. The color temperature means quantity, as bigger the digits are, the coldest the shadow of the object is.

The electronic CFL lamps have eliminated the "blinking" effect and the slow turning-on of the antique CFL lamps. Now, the turning-on of these bulbs is immediate.

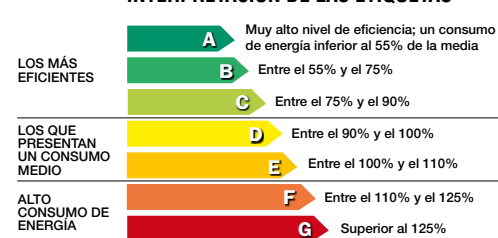
The main characteristic of these lamps is the low heating, they are colder than others in a 80%. Because of that, the possibility of catching fire is almost nule.

With its "spiral" design, the energy saving lamps have renewed the old shape and got an important drop of temperature in the electronic components and tube, improving the ventilation. Also, the light distribution is more extensive.

Más eficiente



INTERPRETACIÓN DE LAS ETIQUETAS



REFERENCIA REFERENCE	LÁMPARA LAMP	CAQ CAQ	COLOR TEMPERATURA COLOR TEMPERATURE	LUMEN LUMEN	EQUIVALENCIA EQUITY
50-227-09-420	ESPIRAL / "SPIRAL" SHAPED LAMP 9W	E27	4200K LUZ DIA / "COOL" LIGHT	400 LUMEN	9W=45W
50-214-09-420	ESPIRAL / "SPIRAL" SHAPED LAMP 9W	E14	4200K LUZ DIA / "COOL" LIGHT	400 LUMEN	9W=45W
50-227-09-270	ESPIRAL / "SPIRAL" SHAPED LAMP 9W	E27	2700K LUZ CÁLIDA / "WARM" LIGHT	400 LUMEN	9W=45W
50-214-09-270	ESPIRAL / "SPIRAL" SHAPED LAMP 9W	E14	2700K LUZ CÁLIDA / "WARM" LIGHT	400 LUMEN	9W=45W
50-227-13-420	ESPIRAL / "SPIRAL" SHAPED LAMP 13W	E27	4200K LUZ DIA / "COOL" LIGHT	600 LUMEN	13W=65W
50-214-13-420	ESPIRAL / "SPIRAL" SHAPED LAMP 13W	E14	4200K LUZ DIA / "COOL" LIGHT	600 LUMEN	13W=65W
50-227-13-270	ESPIRAL / "SPIRAL" SHAPED LAMP 13W	E27	2700K LUZ CÁLIDA / "WARM" LIGHT	600 LUMEN	13W=65W
50-214-13-270	ESPIRAL / "SPIRAL" SHAPED LAMP 13W	E14	2700K LUZ CÁLIDA / "WARM" LIGHT	600 LUMEN	13W=65W
50-227-15-420	ESPIRAL / "SPIRAL" SHAPED LAMP 15W	E27	4200K LUZ DIA / "COOL" LIGHT	675 LUMEN	15W=75W
50-214-15-420	ESPIRAL / "SPIRAL" SHAPED LAMP 15W	E14	4200K LUZ DIA / "COOL" LIGHT	675 LUMEN	15W=75W
50-227-15-270	ESPIRAL / "SPIRAL" SHAPED LAMP 15W	E27	2700K LUZ CÁLIDA / "WARM" LIGHT	675 LUMEN	15W=75W
50-214-15-270	ESPIRAL / "SPIRAL" SHAPED LAMP 15W	E14	2700K LUZ CÁLIDA / "WARM" LIGHT	675 LUMEN	15W=75W
50-227-20-420	ESPIRAL / "SPIRAL" SHAPED LAMP 20W	E27	4200K LUZ DIA / "COOL" LIGHT	900 LUMEN	20W=100W
50-214-20-420	ESPIRAL / "SPIRAL" SHAPED LAMP 20W	E14	4200K LUZ DIA / "COOL" LIGHT	900 LUMEN	20W=100W
50-227-20-270	ESPIRAL / "SPIRAL" SHAPED LAMP 20W	E27	2700K LUZ CÁLIDA / "WARM" LIGHT	900 LUMEN	20W=100W
50-214-20-270	ESPIRAL / "SPIRAL" SHAPED LAMP 20W	E14	2700K LUZ CÁLIDA / "WARM" LIGHT	900 LUMEN	20W=100W
50-227-25-420	ESPIRAL / "SPIRAL" SHAPED LAMP 25W	E27	4200K LUZ DIA / "COOL" LIGHT	1170 LUMEN	25W=125W
50-214-25-420	ESPIRAL / "SPIRAL" SHAPED LAMP 25W	E14	4200K LUZ DIA / "COOL" LIGHT	1170 LUMEN	25W=125W
50-227-25-270	ESPIRAL / "SPIRAL" SHAPED LAMP 25W	E27	2700K LUZ CÁLIDA / "WARM" LIGHT	1170 LUMEN	25W=125W
50-214-25-270	ESPIRAL / "SPIRAL" SHAPED LAMP 25W	E14	2700K LUZ CÁLIDA / "WARM" LIGHT	1170 LUMEN	25W=125W
50-127-09-420	ESFERICA / "GLOBE" SHAPED LAMP 9W	E27	4200K LUZ DIA / "COOL" LIGHT	425 LUMEN	9W=45W
50-114-09-420	ESFERICA / "GLOBE" SHAPED LAMP 9W	E14	4200K LUZ DIA / "COOL" LIGHT	425 LUMEN	9W=45W
50-127-09-270	ESFERICA / "GLOBE" SHAPED LAMP 9W	E27	2700K LUZ CÁLIDA / "WARM" LIGHT	425 LUMEN	9W=45W
50-114-09-270	ESFERICA / "GLOBE" SHAPED LAMP 9W	E14	2700K LUZ CÁLIDA / "WARM" LIGHT	425 LUMEN	9W=45W

9 W



9 W



9 W



9 W



Ref. 50-114-09-420

DESCRIPCIÓN/DESCRIPTION	COLOR TEMPERATURA	CASQUILLO/SOCKET
Lámpara esférica/"Globe" shaped lamp	LUZ DIA/COOL LIGHT 4200K	E14
WATIOS/WATTS	DURACION/LIFETIME	U. MASTER/P. PER BOX
9	8000 h.	100
U. CAJA/P.PER CARTON	100	

Ref. 50-114-09-270

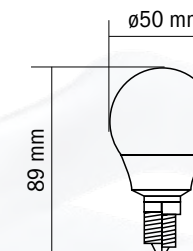
DESCRIPCIÓN/DESCRIPTION	COLOR TEMPERATURA	CASQUILLO/SOCKET
Lámpara esférica/"Globe" shaped lamp	LUZ CÁLIDA/WARM LIGHT 2700K	E14
WATIOS/WATTS	DURACION/LIFETIME	U. MASTER/P. PER BOX
9	8000 h.	100
U. CAJA/P.PER CARTON	100	

Ref. 50-127-09-420

DESCRIPCIÓN/DESCRIPTION	COLOR TEMPERATURA	CASQUILLO/SOCKET
Lámpara esférica/"Globe" shaped lamp	LUZ DIA/COOL LIGHT 4200K	E27
WATIOS/WATTS	DURACION/LIFETIME	U. MASTER/P. PER BOX
9	8000 h.	100
U. CAJA/P.PER CARTON	100	

Ref. 50-127-09-270

DESCRIPCIÓN/DESCRIPTION	COLOR TEMPERATURA	CASQUILLO/SOCKET
Lámpara esférica/"Globe" shaped lamp	LUZ CÁLIDA/WARM LIGHT 2700K	E27
WATIOS/WATTS	DURACION/LIFETIME	U. MASTER/P. PER BOX
9	8000 h.	100
U. CAJA/P.PER CARTON	100	



Ref. 50-214-09-420

DESCRIPCIÓN/DESCRIPTION	COLOR TEMPERATURA	CASQUILLO/SOCKET
Lámpara espiral/"Spiral" shaped lamp	LUZ DIA/COOL LIGHT 4200K	E14
WATIOS/WATTS	DURACION/LIFETIME	U. MASTER/P. PER BOX
9	8000 h.	100
U. CAJA/P.PER CARTON	25	

Ref. 50-214-09-270

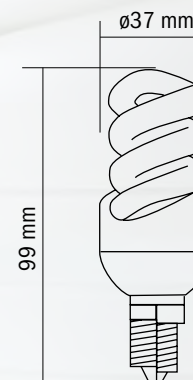
DESCRIPCIÓN/DESCRIPTION	COLOR TEMPERATURA	CASQUILLO/SOCKET
Lámpara espiral/"Spiral" shaped lamp	LUZ CÁLIDA/WARM LIGHT 2700K	E14
WATIOS/WATTS	DURACION/LIFETIME	U. MASTER/P. PER BOX
9	8000 h.	100
U. CAJA/P.PER CARTON	25	

Ref. 50-227-09-420

DESCRIPCIÓN/DESCRIPTION	COLOR TEMPERATURA	CASQUILLO/SOCKET
Lámpara espiral/"Spiral" shaped lamp	LUZ DIA/COOL LIGHT 4200K	E27
WATIOS/WATTS	DURACION/LIFETIME	U. MASTER/P. PER BOX
9	8000 h.	100
U. CAJA/P.PER CARTON	25	

Ref. 50-227-09-270

DESCRIPCIÓN/DESCRIPTION	COLOR TEMPERATURA	CASQUILLO/SOCKET
Lámpara espiral/"Spiral" shaped lamp	LUZ CÁLIDA/WARM LIGHT 2700K	E27
WATIOS/WATTS	DURACION/LIFETIME	U. MASTER/P. PER BOX
9	8000 h.	100
U. CAJA/P.PER CARTON	25	



99 mm



13 W



13 W



RhoS

Ref. 50-214-13-420

DESCRIPCIÓN/DESCRIPTION	COLOR TEMPERATURA	CASQUILLO/SOCKET
Lámpara espiral/"Spiral" shaped lamp	LUZ DÍA/COOL LIGHT 4200K	E14
WATIOS/WATTS	DURACION/LIFETIME	U. MASTER/P. PER BOX
13	8000 h.	100
U. CAJA/P.PER CARTON		
25		

Ref. 50-214-13-270

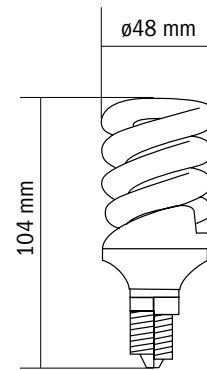
DESCRIPCIÓN/DESCRIPTION	COLOR TEMPERATURA	CASQUILLO/SOCKET
Lámpara espiral/"Spiral" shaped lamp	LUZ CÁLIDA/WARM LIGHT 2700K	E14
WATIOS/WATTS	DURACION/LIFETIME	U. MASTER/P. PER BOX
13	8000 h.	100
U. CAJA/P.PER CARTON		
25		

Ref. 50-227-13-420

DESCRIPCIÓN/DESCRIPTION	COLOR TEMPERATURA	CASQUILLO/SOCKET
Lámpara espiral/"Spiral" shaped lamp	LUZ DÍA/COOL LIGHT 4200K	E27
WATIOS/WATTS	DURACION/LIFETIME	U. MASTER/P. PER BOX
13	8000 h.	100
U. CAJA/P.PER CARTON		
25		

Ref. 50-227-13-270

DESCRIPCIÓN/DESCRIPTION	COLOR TEMPERATURA	CASQUILLO/SOCKET
Lámpara espiral/"Spiral" shaped lamp	LUZ CÁLIDA/WARM LIGHT 2700K	E27
WATIOS/WATTS	DURACION/LIFETIME	U. MASTER/P. PER BOX
13	8000 h.	100
U. CAJA/P.PER CARTON		
25		



MODULO
ELECTRO

www.modulelectro.ru



20 W



20 W



RhoS

Ref. 50-214-20-420

DESCRIPCIÓN/DESCRIPTION	COLOR TEMPERATURA	CASQUILLO/SOCKET
Lámpara espiral/"Spiral" shaped lamp	LUZ DÍA/COOL LIGHT 4200K	E14
WATIOS/WATTS	DURACION/LIFETIME	U. MASTER/P. PER BOX
20	8000 h.	100
U. CAJA/P.PER CARTON		
25		

Ref. 50-214-20-270

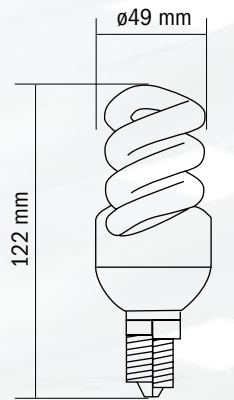
DESCRIPCIÓN/DESCRIPTION	COLOR TEMPERATURA	CASQUILLO/SOCKET
Lámpara espiral/"Spiral" shaped lamp	LUZ CÁLIDA/WARM LIGHT 2700K	E14
WATIOS/WATTS	DURACION/LIFETIME	U. MASTER/P. PER BOX
20	8000 h.	100
U. CAJA/P.PER CARTON		
25		

Ref. 50-227-20-420

DESCRIPCIÓN/DESCRIPTION	COLOR TEMPERATURA	CASQUILLO/SOCKET
Lámpara espiral/"Spiral" shaped lamp	LUZ DÍA/COOL LIGHT 4200K	E27
WATIOS/WATTS	DURACION/LIFETIME	U. MASTER/P. PER BOX
20	8000 h.	100
U. CAJA/P.PER CARTON		
25		

Ref. 50-227-20-270

DESCRIPCIÓN/DESCRIPTION	COLOR TEMPERATURA	CASQUILLO/SOCKET
Lámpara espiral/"Spiral" shaped lamp	LUZ CÁLIDA/WARM LIGHT 2700K	E27
WATIOS/WATTS	DURACION/LIFETIME	U. MASTER/P. PER BOX
20	8000 h.	100
U. CAJA/P.PER CARTON		
25		



15 W



15 W



RhoS

Ref. 50-214-15-420

DESCRIPCIÓN/DESCRIPTION	COLOR TEMPERATURA	CASQUILLO/SOCKET
Lámpara espiral/"Spiral" shaped lamp	LUZ DÍA/COOL LIGHT 4200K	E14
WATIOS/WATTS	DURACION/LIFETIME	U. MASTER/P. PER BOX
15	8000 h.	100
U. CAJA/P.PER CARTON		
25		

Ref. 50-214-15-270

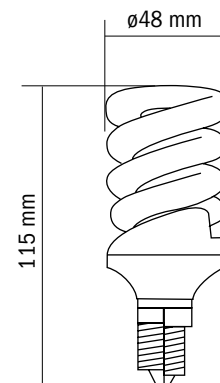
DESCRIPCIÓN/DESCRIPTION	COLOR TEMPERATURA	CASQUILLO/SOCKET
Lámpara espiral/"Spiral" shaped lamp	LUZ CÁLIDA/WARM LIGHT 2700K	E14
WATIOS/WATTS	DURACION/LIFETIME	U. MASTER/P. PER BOX
15	8000 h.	100
U. CAJA/P.PER CARTON		
25		

Ref. 50-227-15-420

DESCRIPCIÓN/DESCRIPTION	COLOR TEMPERATURA	CASQUILLO/SOCKET
Lámpara espiral/"Spiral" shaped lamp	LUZ DÍA/COOL LIGHT 4200K	E27
WATIOS/WATTS	DURACION/LIFETIME	U. MASTER/P. PER BOX
15	8000 h.	100
U. CAJA/P.PER CARTON		
25		

Ref. 50-227-15-270

DESCRIPCIÓN/DESCRIPTION	COLOR TEMPERATURA	CASQUILLO/SOCKET
Lámpara espiral/"Spiral" shaped lamp	LUZ CÁLIDA/WARM LIGHT 2700K	E27
WATIOS/WATTS	DURACION/LIFETIME	U. MASTER/P. PER BOX
15	8000 h.	100
U. CAJA/P.PER CARTON		
25		



Ref. 50-214-25-420

DESCRIPCIÓN/DESCRIPTION	COLOR TEMPERATURA	CASQUILLO/SOCKET
Lámpara espiral/"Spiral" shaped lamp	LUZ DÍA/COOL LIGHT 4200K	E14
WATIOS/WATTS	DURACION/LIFETIME	U. MASTER/P. PER BOX
25	8000 h.	100
U. CAJA/P.PER CARTON		
25		

Ref. 50-214-25-270

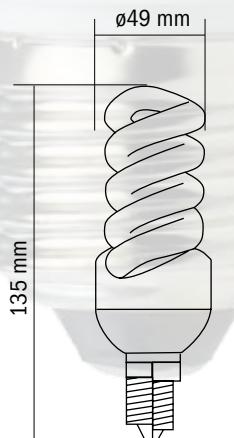
DESCRIPCIÓN/DESCRIPTION	COLOR TEMPERATURA	CASQUILLO/SOCKET
Lámpara espiral/"Spiral" shaped lamp	LUZ CÁLIDA/WARM LIGHT 2700K	E14
WATIOS/WATTS	DURACION/LIFETIME	U. MASTER/P. PER BOX
25	8000 h.	100
U. CAJA/P.PER CARTON		
25		

Ref. 50-227-25-420

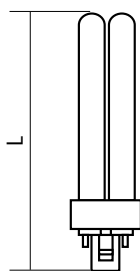
DESCRIPCIÓN/DESCRIPTION	COLOR TEMPERATURA	CASQUILLO/SOCKET
Lámpara espiral/"Spiral" shaped lamp	LUZ DÍA/COOL LIGHT 4200K	E27
WATIOS/WATTS	DURACION/LIFETIME	U. MASTER/P. PER BOX
25	8000 h.	100
U. CAJA/P.PER CARTON		
25		

Ref. 50-227-25-270

DESCRIPCIÓN/DESCRIPTION	COLOR TEMPERATURA	CASQUILLO/SOCKET
Lámpara espiral/"Spiral" shaped lamp	LUZ CÁLIDA/WARM LIGHT 2700K	E27
WATIOS/WATTS	DURACION/LIFETIME	U. MASTER/P. PER BOX
25	8000 h.	100
U. CAJA/P.PER CARTON		
25		



RhoS


LÁMPARA BALASTO CONVENCIONAL (2 PINS) / ORDINARY LAMP BALASTER (2 PINS)


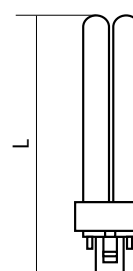
Ref. 50-010-26-840

Ref. 50-010-26-830

DESCRIPCIÓN DESCRIPTION	COLOR TEMPERATURA	CASQUILLO SOCKET	WATIOS WATTS	MEDIDAS DIMENSIONS	DURACIÓN LIFETIME	U. MASTER P. PER BOX	U. CAJA P. PER CARTON
Lámpara/Lamp G24d-3	LUZ DIA 840	G24d-3	26	L=172mm	8000 h.	200	25
Lámpara/Lamp G24d-3	LUZ CÁLIDA 830	G24d-3	26	L=172mm	8000 h.	200	25

1ª MARCA / 1st BRAND

DESCRIPCIÓN DESCRIPTION	COLOR TEMPERATURA	CASQUILLO SOCKET	WATIOS WATTS	MEDIDAS DIMENSIONS	DURACIÓN LIFETIME	U. MASTER P. PER BOX	U. CAJA P. PER CARTON
Ref. 50-004-13-827	LUZ CÁLIDA 827	G24d-1	13	L=138mm	8000 h.	50	10
Ref. 50-004-13-840	LUZ BLANCA 840	G24d-1	13	L=138mm	8000 h.	50	10
Ref. 50-009-13-827	LUZ INTERNA 827	G24d-1	13	L=138mm	8000 h.	50	10
Ref. 50-009-13-830	LUZ CÁLIDA 830	G24d-1	13	L=138mm	8000 h.	50	10
Ref. 50-009-18-830	LUZ B.CÁLIDA 830	G24d-2	18	L=153mm	8000 h.	50	10
Ref. 50-009-13-840	LUZ BLANCA 840	G24d-1	13	L=138mm	8000 h.	50	10
Ref. 50-009-18-827	LUZ INTERNA 827	G24d-2	18	L=153mm	8000 h.	50	10
Ref. 50-009-18-840	LUZ BLANCA 840	G24d-2	18	L=153mm	8000 h.	50	10
Ref. 50-004-26-830	LUZ CÁLIDA 830	G24d-3	26	L=172mm	8000 h.	50	10
Ref. 50-004-26-840	LUZ BLANCA 840	G24d-3	26	L=172mm	8000 h.	50	10
Ref. 50-009-26-827	LUZ INTERNA 827	G24d-3	26	L=172mm	8000 h.	50	10
Ref. 50-009-26-830	LUZ B.CÁLIDA 830	G24d-3	26	L=172mm	8000 h.	50	10
Ref. 50-009-26-840	LUZ BLANCA 840	G24d-3	26	L=172mm	8000 h.	50	10


LÁMPARA EQUIPO ELECTRÓNICO / ELECTRONIC LAMP EQUIPE (4 PINS)


1ª MARCA / 1st BRAND

Ref. 50-029-13-827

Ref. 50-029-13-830

Ref. 50-029-13-840

Ref. 50-029-18-827

Ref. 50-029-18-830

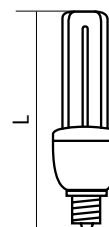
Ref. 50-029-18-840

Ref. 50-029-26-827

Ref. 50-029-26-830

Ref. 50-029-26-840

DESCRIPCIÓN DESCRIPTION	COLOR TEMPERATURA	CASQUILLO SOCKET	WATIOS WATTS	MEDIDAS DIMENSIONS	DURACIÓN LIFETIME	U. MASTER P. PER BOX	U. CAJA P. PER CARTON
Lámpara/Lamp G24q-1	LUZ INTERNA 827	G24q-1	13	L=138mm	8000 h.	50	10
Lámpara/Lamp G24q-1	LUZ B.CÁLIDA 830	G24q-1	13	L=138mm	8000 h.	50	10
Lámpara/Lamp G24q-1	LUZ BLANCA 840	G24q-1	13	L=138mm	8000 h.	50	10
Lámpara/Lamp G24q-2	LUZ INTERNA 827	G24q-2	18	L=153mm	8000 h.	50	10
Lámpara/Lamp G24q-2	LUZ B.CÁLIDA 830	G24q-2	18	L=153mm	8000 h.	50	10
Lámpara/Lamp G24q-2	LUZ BLANCA 840	G24q-2	18	L=153mm	8000 h.	50	10
Lámpara/Lamp G24q-3	LUZ INTERNA 827	G24q-3	26	L=172mm	8000 h.	50	10
Lámpara/Lamp G24q-3	LUZ B.CÁLIDA 830	G24q-3	26	L=172mm	8000 h.	50	10
Lámpara/Lamp G24q-3	LUZ BLANCA 840	G24q-3	26	L=172mm	8000 h.	50	10



1ª MARCA / 1st BRAND

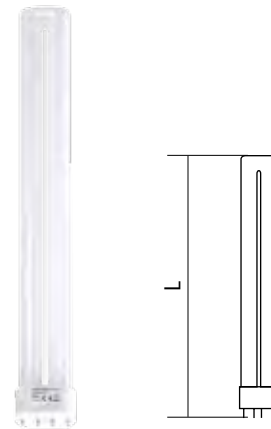
Ref. 50-009-12-827

Ref. 50-009-16-827

Ref. 50-009-21-827

Ref. 50-009-21-840

DESCRIPCIÓN DESCRIPTION	COLOR TEMPERATURA	CASQUILLO SOCKET	WATIOS WATTS	MEDIDAS DIMENSIONS	DURACIÓN LIFETIME	U. MASTER P. PER BOX	U. CAJA P. PER CARTON
Lámpara/Lamp DULUX	LUZ B.CÁLIDA 827	E27	12	L=117mm	10000 h.	50	10
Lámpara/Lamp DULUX	LUZ B.CÁLIDA 827	E27	16	L=128mm	10000 h.	50	10
Lámpara/Lamp DULUX	LUZ B.CÁLIDA 827	E27	21	L=145mm	10000 h.	50	10
Lámpara/Lamp DULUX	LUZ BLANCA 840	E27	21	L=145mm	10000 h.	50	10



ad twin

Ref.	DESCRIPCIÓN / DESCRIPTION	COLOR TEMPERATURA	CASQUILLO SOCKET	WATIOS WATTS	MEDIDAS DIMENSIONS	DURACIÓN LIFETIME	U. MASTER P. PER BOX	U. CAJA P. PER CARTON
Ref. 50-010-24-830	Lámpara/Lamp 2G11 4PINS	LUZ CÁLIDA 830	2G11	24	L=320mm	8000 h.	10	10
Ref. 50-010-24-840	Lámpara/Lamp 2G11 4PINS	LUZ BLANCA 840	2G11	24	L=320mm	8000 h.	10	10
Ref. 50-010-36-830	Lámpara/Lamp 2G11 4PINS	LUZ CÁLIDA 830	2G11	36	L=415mm	8000 h.	10	10
Ref. 50-010-36-840	Lámpara/Lamp 2G11 4PINS	LUZ BLANCA 840	2G11	36	L=415mm	8000 h.	10	10
Ref. 50-010-55-830	Lámpara/Lamp 2G11 4PINS	LUZ CÁLIDA 830	2G11	55	L=535mm	8000 h.	10	10
Ref. 50-010-55-840	Lámpara/Lamp 2G11 4PINS	LUZ BLANCA 840	2G11	55	L=535mm	8000 h.	10	10

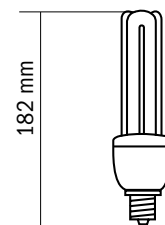
1ª MARCA / 1st BRAND

Ref.	DESCRIPCIÓN / DESCRIPTION	COLOR TEMPERATURA	CASQUILLO SOCKET	WATIOS WATTS	MEDIDAS DIMENSIONS	DURACIÓN LIFETIME	U. MASTER P. PER BOX	U. CAJA P. PER CARTON
Ref. 50-009-24-830	Lámpara/Lamp 2G11 4PINS	LUZ B.CÁLIDA 830	2G11	24	L=320mm	10000 h.	10	10
Ref. 50-009-24-840	Lámpara/Lamp 2G11 4PINS	LUZ BLANCA 840	2G11	24	L=320mm	10000 h.	10	10
Ref. 50-009-36-830	Lámpara/Lamp 2G11 4PINS	LUZ B.CÁLIDA 830	2G11	36	L=415mm	10000 h.	10	10
Ref. 50-009-36-840	Lámpara/Lamp 2G11 4PINS	LUZ BLANCA 840	2G11	36	L=415mm	10000 h.	10	10
Ref. 50-009-55-830	Lámpara/Lamp 2G11 4PINS	LUZ B.CÁLIDA 830	2G11	55	L=535mm	10000 h.	10	10
Ref. 50-009-55-840	Lámpara/Lamp 2G11 4PINS	LUZ BLANCA 840	2G11	55	L=535mm	10000 h.	10	10



Ref. 50-327-26-420 **ad** twin

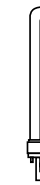
DESCRIPCIÓN / DESCRIPTION	COLOR TEMPERATURA	CASQUILLO / SOCKET	WATIOS / WATTS
Lámpara/Lamp 3U	LUZ BLANCA 4200W K	E27	26
DURACION / LIFETIME	U. MASTER / P. PER BOX	U. CAJA / P. PER CARTON	
8000 h.	200	25	



Ref. 50-025-13-640 **ad** twin

DESCRIPCIÓN / DESCRIPTION
Lámpara fluorescente compacta / Compact fluorescent lamp

POTENCIA POWER	COLOR TEMPERATURA COLOR TEMPERATURE
13W	Color temperatura: 6400K (Uso exclusivo para flexos) / Color temperature: 6400K (For desk lamps only)



Ref. 50-025-11-640 **ad** twin

DESCRIPCIÓN / DESCRIPTION
Lámpara fluorescente compacta / Compact fluorescent lamp

POTENCIA POWER	COLOR TEMPERATURA COLOR TEMPERATURE
11W	Color temperatura: 6400K (Uso exclusivo para flexos) / Color temperature: 6400K (For desk lamps only)



Ref. 50-025-27-640 **ad** twin

DESCRIPCIÓN / DESCRIPTION
Lámpara fluorescente compacta / Compact fluorescent lamp


POTENCIA POWER	COLOR TEMPERATURA COLOR TEMPERATURE
27W	Color temperatura: 6400K (Uso exclusivo para flexos) / Color temperature: 6400K (For desk lamps only)



Ref. 50-025-09-640 **ad** twin

DESCRIPCIÓN / DESCRIPTION
Lámpara fluorescente compacta / Compact fluorescent lamp

POTENCIA POWER	COLOR TEMPERATURA COLOR TEMPERATURE
9W	Color temperatura: 6400K (Uso exclusivo para flexos) / Color temperature: 6400K (For desk lamps only)



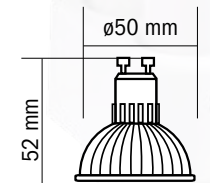
MODULO ELECTRO
www.modulelectro.ru



Ref. 50-061-03-420 **ad** twin

Lámparas de LED 3W con fijación GU10. Para reemplazar a las lámpara halógenas estándar a 220V. Tensión nominal: 220 AC. Casquillo: GU10. Diámetro: 50 mm. Largo: 52 mm. Resistente a impactos y vibraciones. Temperatura ambiente ta: 0 a 40 ° C. Potencia: 3 w. Ángulo de radiación: 20°. Diodos: 1x3W. Intensidad de luz: 75 lumens Color temperatura: 4200K. 25.000 horas de vida Menor consumo de energía y calor, alto brillo.

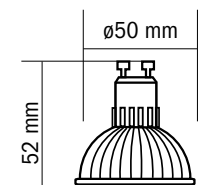
3W led bulb with GU10 socket to replace the 220V standard halogen lamps. Input: 220 AC. Socket: GU10. Diam.: 50 mm. Length: 52 mm. Knocks resistant. Environmental Temperature: 0 to 40°C. Watt consumption: 3W. Beam Angle: 20°. Number of leds: 1x3W. Lumens: 75. Color temperature: 4200 K. Lifetime: 25.000 hs. Lower consumption of energy and heat, high and bright luminosity.



Ref. 50-063-03-420 **ad** twin

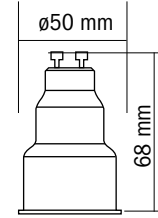
Lámparas de LED 3W con fijación GU10. Para reemplazar a las lámpara halógenas estándar a 220V. Tensión nominal: 220 AC. Casquillo: GU10. Diámetro: 50 mm. Largo: 52 mm. Resistente a impactos y vibraciones. Temperatura ambiente ta: 0 a 40 ° C. Potencia: 3 w. Ángulo de radiación: 20°. Diodos: 3x1W. Intensidad de luz: 75 lumens. Color temperatura: 4200K. 25.000 horas de vida. Menor consumo de energía y calor, alto brillo.

3W led bulb with GU10 socket to replace the 220V standard halogen lamps. Input: 220 AC. Socket: GU10. Diam.: 50 mm. Length: 52 mm. Knocks resistant. Environmental Temperature: 0 to 40°C. Watt consumption: 3W. Beam Angle: 20°. Number of leds: 3x1W. Lumens: 75. Color temperature: 4200 K. Lifetime: 25.000 hs. Lower consumption of energy and heat, high and bright luminosity.



Ref. **50-010-11-420** adtwinn

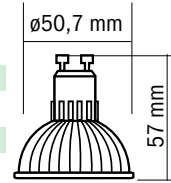
DESCRIPCIÓN/DESCRIPTION	CASQUILLO/SOCKET	COLOR TEMPERATURA	
Lámpara/Lamp GU10 11W/230V	GU10	LUZ BLANCA 4200K	
WATIOS/WATTS	MEDIDAS/DIMENSIONS	U. MASTER/P. PER BOX	U. CAJA/P. PER CARTON
11	68mm-ø50mm	50	10

Ref. **50-010-11-270** adtwinn

DESCRIPCIÓN/DESCRIPTION	CASQUILLO/SOCKET	COLOR TEMPERATURA	
Lámpara/Lamp GU10 11W/230V	GU10	LUZ CÁLIDA 2700K	
WATIOS/WATTS	MEDIDAS/DIMENSIONS	U. MASTER/P. PER BOX	U. CAJA/P. PER CARTON
11	68mm-ø50mm	50	10

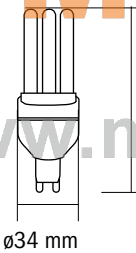
Ref. **50-065-08-100** **1ª MARCA / 1st BRAND**

DESCRIPCIÓN/DESCRIPTION	CASQUILLO/SOCKET	APERTURA/APERTURA	
Lámpara/Lamp GU10 18 LEDS 230 V	GU10	20°	
WATIOS/WATTS	MEDIDAS/DIMENSIONS	U. MASTER/P. PER BOX	U. CAJA/P. PER CARTON
0,8	57mm-ø50,7mm	6	6



adtwinn

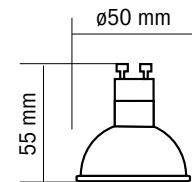
DESCRIPCIÓN/DESCRIPTION	COLOR TEMPERATURA	WATIOS/WATTS	MEDIDAS/DIMENSIONS	DURACIÓN LIFETIME	U. MASTER P. PER BOX	U. CAJA P. PER CARTON
Ref. 50-010-09-420 Lámpara/Lamp G9-3U	LUZ DIA 4200K	9	ø34x90 mm	8000 h.	100	25
Ref. 50-010-09-270 Lámpara/Lamp G9-3U	LUZ CÁLIDA 2700K	9	ø34x90 mm	8000 h.	100	25
Ref. 50-010-11-420 Lámpara/Lamp G9-3U	LUZ DIA 4200K	11	ø34x102 mm	8000 h.	100	25
Ref. 50-010-11-270 Lámpara/Lamp G9-3U	LUZ DIA 2700K	11	ø34x102 mm	8000 h.	100	25



HALÓGENAS / HALOGEN LAMPS

Ref. **50-010-50-010** adtwinn

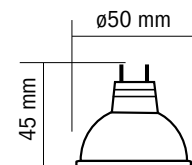
DESCRIPCIÓN/DESCRIPTION	CASQUILLO/SOCKET	APERTURA/APERTURE	
Lámpara halógena/Halogen lamp GU10 220V	GU10	35°	
WATIOS/WATTS	MEDIDAS/DIMENSIONS	U. MASTER/P. PER BOX	U. CAJA/P. PER CARTON
50	55mm ø50mm	200	10

Ref. **50-009-50-010** **1ª MARCA / 1st BRAND**

U. MASTER/P. PER BOX	U. CAJA/P. PER CARTON
100	20

Ref. **50-010-50-653** adtwinn

DESCRIPCIÓN/DESCRIPTION	CASQUILLO/SOCKET	APERTURA/APERTURE	
Lámpara halógena/Halogen lamp G5,3 12V	GU5,3	60°	
WATIOS/WATTS	MEDIDAS/DIMENSIONS	U. MASTER/P. PER BOX	U. CAJA/P. PER CARTON
50	45mm ø50mm	200	10

Ref. **50-009-50-653** **1ª MARCA / 1st BRAND**

U. MASTER/P. PER BOX	U. CAJA/P. PER CARTON
100	20



adtwinn

Ref. **50-015-50-111**

DESCRIPCIÓN/DESCRIPTION	CASQUILLO/SOCKET	WATIOS/WATTS	MEDIDAS/DIMENSIONS	DURACIÓN LIFETIME	U. MASTER P. PER BOX	U. CAJA P. PER CARTON
Lámpara/Lamp AR111 45°	G53	50	111mm	3000 h.	50	50

Ref. **50-015-75-111**

Lámpara/Lamp AR111 45°	G53	75	111mm	3000 h.	50	50
------------------------	-----	----	-------	---------	----	----

1ª MARCA / 1st BRANDRef. **50-111-50-024**

DESCRIPCIÓN/DESCRIPTION	CASQUILLO/SOCKET	WATIOS/WATTS	MEDIDAS/DIMENSIONS	DURACIÓN LIFETIME	U. MASTER P. PER BOX	U. CAJA P. PER CARTON
Lámpara/Lamp QR111 24°	G53	50	111mm	3000 h.	6	6

Ref. **50-111-50-045**

Lámpara/Lamp QR111 45°	G53	50	111mm	3000 h.	6	6
------------------------	-----	----	-------	---------	---	---

Ref. **50-111-75-024**

Lámpara/Lamp QR111 24°	G53	75	111mm	3000 h.	6	6
------------------------	-----	----	-------	---------	---	---

Ref. **50-111-75-045**

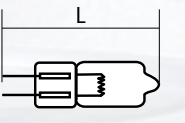
Lámpara/Lamp QR111 45°	G53	75	111mm	3000 h.	6	6
------------------------	-----	----	-------	---------	---	---

Ref. **50-111-10-024**

Lámpara/Lamp AR111 24°	G53	100	111mm	3000 h.	6	6
------------------------	-----	-----	-------	---------	---	---

Ref. **50-111-10-045**

Lámpara/Lamp AR111 45°	G53	100	111mm	3000 h.	6	6
------------------------	-----	-----	-------	---------	---	---



adtwinn

Ref. **50-014-12-010**

DESCRIPCIÓN/DESCRIPTION	CASQUILLO/SOCKET	WATIOS/WATTS	MEDIDAS/DIMENSIONS	DURACIÓN LIFETIME	U. MASTER P. PER BOX	U. CAJA P. PER CARTON
Lámpara clara/Bright lamp G4 12V	G4	10	L=33mm	4000 h.	1000	100

Ref. **50-014-12-020**

Lámpara clara/Bright lamp G4 12V	G4	20	L=33mm	4000 h.	1000	100
----------------------------------	----	----	--------	---------	------	-----

Ref. **50-014-12-050**

Lámpara clara/Bright lamp GY 6,35 12V	GY 6,35	50	L=44mm	4000 h.	1000	100
---------------------------------------	---------	----	--------	---------	------	-----

1ª MARCA / 1st BRANDRef. **50-009-10-100**

DESCRIPCIÓN/DESCRIPTION	CASQUILLO/SOCKET	WATIOS/WATTS	MEDIDAS/DIMENSIONS	DURACIÓN LIFETIME	U. MASTER P. PER BOX	U. CAJA P. PER CARTON
Lámpara mate/Matt lamp G4 12V	G4	10	L=33mm	4000 h.	40	40

Ref. **50-009-10-101**

Lámpara clara/Bright lamp G4 12V	G4	10	L=33mm	4000 h.	40	40
----------------------------------	----	----	--------	---------	----	----

Ref. **50-009-20-100**

Lámpara mate/Matt lamp G4 12V	G4	20	L=33mm	4000 h.	40	40
-------------------------------	----	----	--------	---------	----	----

Ref. **50-009-20-101**

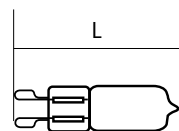
Lámpara clara/Bright lamp G4 12V	G4	20	L=33mm	4000 h.	40	40
----------------------------------	----	----	--------	---------	----	----

Ref. **50-009-50-100**

Lámpara mate/Matt lamp GY 6,35 12V	GY 6,35	50	L=44mm	4000 h.	40	40
------------------------------------	---------	----	--------	---------	----	----

Ref. **50-009-50-101**

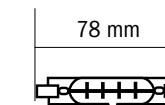
Lámpara clara/Bright lamp GY 6,35 12V	GY 6,35	50	L=44mm	4000 h.	40	40
---------------------------------------	---------	----	--------	---------	----	----



DESCRIPCIÓN DESCRIPTION	CASQUILLO SOCKET	WATIOS WATTS	MEDIDAS DIMENSIONS	DURACIÓN LIFETIME	U. MASTER P. PER BOX	U. CAJA P. PER CARTON
Ref. 50-010-25-100	G9	25	L=41mm	2000 h.	1000	100
Ref. 50-010-25-101	G9	25	L=41mm	2000 h.	1000	100
Ref. 50-010-40-100	G9	40	L=41mm	2000 h.	1000	100
Ref. 50-010-40-101	G9	40	L=41mm	2000 h.	1000	100
Ref. 50-010-60-100	G9	60	L=41mm	2000 h.	1000	100
Ref. 50-010-60-101	G9	60	L=41mm	2000 h.	1000	100
Ref. 50-010-75-100	G9	75	L=41mm	2000 h.	1000	100
Ref. 50-010-75-101	G9	75	L=41mm	2000 h.	1000	100

1ª MARCA / 1ST BRAND

DESCRIPCIÓN DESCRIPTION	CASQUILLO SOCKET	WATIOS WATTS	MEDIDAS DIMENSIONS	DURACIÓN LIFETIME	U. MASTER P. PER BOX	U. CAJA P. PER CARTON
Ref. 50-009-25-100	G9	25	L=43mm	2000 h.	20	20
Ref. 50-009-25-101	G9	25	L=43mm	2000 h.	20	20
Ref. 50-009-40-100	G9	40	L=43mm	2000 h.	20	20
Ref. 50-009-40-101	G9	40	L=43mm	2000 h.	20	20
Ref. 50-009-60-100	G9	60	L=51mm	2000 h.	20	20
Ref. 50-009-60-101	G9	60	L=51mm	2000 h.	20	20
Ref. 50-009-75-100	G9	75	L=51mm	2000 h.	20	20
Ref. 50-009-75-101	G9	75	L=51mm	2000 h.	20	20



DESCRIPCIÓN DESCRIPTION	CASQUILLO SOCKET	WATIOS WATTS	MEDIDAS DIMENSIONS	U. MASTER P. PER BOX	U. CAJA P. PER CARTON
Ref. 50-010-78-060	R7s	60	78mm	500	50
Ref. 50-010-78-100	R7s	100	78mm	500	50
Ref. 50-010-78-150	R7s	150	78mm	500	50
Ref. 50-010-78-200	R7s	200	78mm	500	50

1ª MARCA / 1ST BRAND

DESCRIPCIÓN DESCRIPTION	CASQUILLO SOCKET	WATIOS WATTS	MEDIDAS DIMENSIONS	U. MASTER P. PER BOX	U. CAJA P. PER CARTON
Ref. 50-009-78-060	R7s	60	78mm	20	20
Ref. 50-009-78-100	R7s	100	78mm	20	20
Ref. 50-009-78-150	R7s	150	78mm	20	20

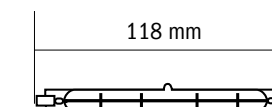
MODULO
ELECTRO
www.modulelectro.ru



DESCRIPCIÓN DESCRIPTION	CASQUILLO SOCKET	WATIOS WATTS	MEDIDAS DIMENSIONS	U. MASTER P. PER BOX	U. CAJA P. PER CARTON
Ref. 50-010-12-150	R7s	150	118mm	500	50
Ref. 50-010-12-200	R7s	200	118mm	500	50
Ref. 50-010-12-300	R7s	300	118mm	500	50

1ª MARCA / 1ST BRAND

DESCRIPCIÓN DESCRIPTION	CASQUILLO SOCKET	WATIOS WATTS	MEDIDAS DIMENSIONS	U. MASTER P. PER BOX	U. CAJA P. PER CARTON
Ref. 50-009-12-150	R7s	150	118mm	20	20
Ref. 50-009-12-200	R7s	200	118mm	20	20
Ref. 50-009-12-300	R7s	300	118mm	20	20
Ref. 50-009-12-500	R7s	500	118mm	20	20



AROS ADAPTADORES DE EMPOTRABLES / OUTER RINGS TO ADAPT SPOTLIGHTS

Ref. ADAP-CM	Ref. ADAP-CR	Ref. ADAP-CU	Ref. ADAP-NS	Ref. ADAP-OR	Ref. ADAP-OM
Cromo mate/Matt chrome	Cromo/Chrome	Cuero/Antique gold	Niquel sat./Satin nickel	Oro/Gold	Oro mate/Matt gold



MEDIDAS/SIZE: INTERIOR 75 mm - EXTERIOR 112 mm

TRANSFORMADORES ELECTRÓNICOS / ELECTRONIC TRANSFORMERS



Ref. 09-061-12-015

POTENCIA	DIM.	CAJA/BOX
10-60W	86X31X20	30 u

CARACTERÍSTICAS/CHARACTERISTICS

CLASE II Con protección térmica, cortacircuitos y regulable/CLASE II with thermal and overload protection. Isolated and dimmable



Ref. 09-105-12-115

POTENCIA	DIM.	CAJA/BOX
20-105W	127x40x19	100 u

CARACTERÍSTICAS/CHARACTERISTICS

CLASE II Con protección térmica, cortacircuitos y regulable/CLASE II with thermal and overload protection. Isolated and dimmable



Ref. 09-060-12-015

POTENCIA	DIM.	CAJA/BOX
20-60W	127X40X19	100 u

CARACTERÍSTICAS/CHARACTERISTICS

CLASE II Con protección térmica, cortacircuitos/CLASE II with thermal and overload protection



Ref. 09-105-12-015

POTENCIA	DIM.	CAJA/BOX
35-105W	137x40x22	96 u

CARACTERÍSTICAS/CHARACTERISTICS

CLASE II Con protección térmica, cortacircuitos/CLASE II with thermal and overload protection



TRANSFORMADORES ELECTROMAGNÉTICOS / ELECTROMAGNETIC TRANSFORMERS

Ref. 09-050-12-020

POTENCIA/POWER	DIM.	CAJA/BOX
50W	145x45x35mm	20u.

CARACTERÍSTICAS/CHARACTERISTICS

Transformador de seguridad Clase I. Con almohadilla antivibración./Safety Isolating electromagnetic transformer with device to avoid vibrations



Ref. PLAMP GU10 10

Portalámparas dicróica GU10
Doble aislamiento /
Lampholder for GU10 dichroic
bulb. Double isolation
100 u

Ref. PLAMP HAL 12V

Portalámparas dicróica 12v/
Lampholder for 12v dichroic bulb
100 u

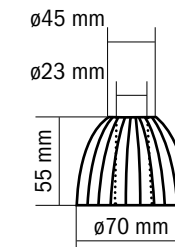
Ref. PLAMP GU10 15

Portalámparas dicróica GU10/
Lampholder for GU10 dichroic
bulb
100 u

TULIPA DE CRISTAL ÓPTICO K9 / K9 OPTICAL CRYSTAL SHADE

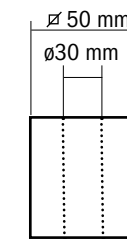
Ref. T01

Tulipa cristal óptico K9 mod. VETRO /
K9 optical crystal shade mod. VETRO



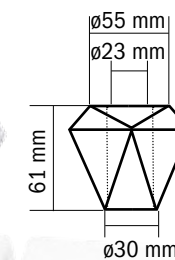
Ref. T03

Tulipa cristal óptico K9 mod. HYDROS /
K9 optical crystal shade mod. HYDROS



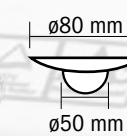
Ref. T05

Tulipa cristal óptico K9 mod. IRIS 2 /
K9 optical crystal shade mod. IRIS 2



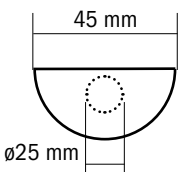
Ref. BOLA 50 MM

Cristal curvado arenado + 1/2 bola de cristal óptico /
Frosted oval crystal + Half ball in optical crystal



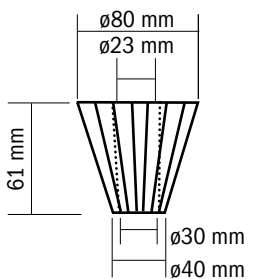
Ref. T02

Tulipa cristal óptico K9 mod. STRATO /
K9 optical crystal shade mod. STRATO



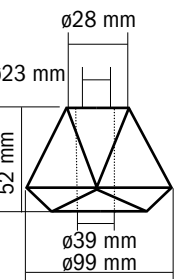
Ref. T04

Tulipa cristal óptico K9 mod. IRIS 1 /
K9 optical crystal shade mod. IRIS 1



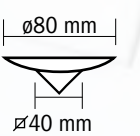

Ref. T06

Tulipa cristal óptico K9 mod. LAP /
K9 optical crystal shade mod. LAP



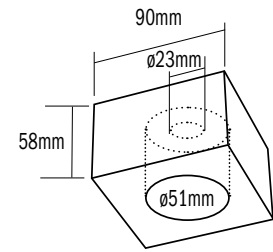
Ref. PRM-P

Cristal curvado arenado + Pirámide de cristal óptico /
Frosted oval crystal + Pyramid in optical crystal



TULIPA DE CRISTAL ÓPTICO K9 / K9 OPTICAL CRYSTAL SHADE

MODO



Ref. 2041001101

COLOR/COLOR EXT
TRANSPARENTE/TRANSPARENT 23x58x90 mm



Ref. 2041001100

COLOR/COLOR EXT
BLANCO/WHITE 23x58x90 mm




Ref. 2041001115

COLOR/COLOR EXT
MARRON/BROWN 23x58x90 mm




Ref. 2041001120

COLOR/COLOR EXT
AZUL/BLUE 23x58x90 mm



Ref. 2041001130

COLOR/COLOR EXT
AMARILLO/YELLOW 23x58x90 mm



Ref. 2041001141

COLOR/COLOR EXT
NARANJA/ORANGE 23x58x90 mm



Ref. 2041001142

COLOR/COLOR EXT
ROJO/RED 23x58x90 mm



Ref. 2041001160

COLOR/COLOR EXT
VERDE/GREEN 23x58x90 mm



Ref. 2041001180

COLOR/COLOR EXT
NEGRO/BLACK 23x58x90 mm



Ref. 2041001281

COLOR/COLOR EXT
PLATA/SILVER 23x58x90 mm



PLACAS DE CRISTAL / CRYSTAL PLATES

ZETA-MINI

Ref. 0012008100

COLOR/COLOR EXT
BLANCO/WHITE 120x120



Ref. 0012008115

COLOR/COLOR EXT
MARRON/BROWN 120x120



Ref. 0012008120

COLOR/COLOR EXT
AZUL/BLUE 120x120



Ref. 0012008141

COLOR/COLOR EXT
NARANJA/ORANGE 120x120



Ref. 0012008142

COLOR/COLOR EXT
ROJO/RED 120x120



Ref. 0012008160

COLOR/COLOR EXT
VERDE/GREEN 120x120



Ref. 0012008180

COLOR/COLOR EXT
NEGRO/BLACK 120x120



Ref. 0012008190

COLOR/COLOR EXT
LILA/PURPLE 120x120



Ref. 0012008281

COLOR/COLOR EXT
PLATA/SILVER 120x120



ZETA

Ref. 0015008100

COLOR/COLOR EXT
BLANCO/WHITE 150x150



Ref. 0015008115

COLOR/COLOR EXT
MARRON/BROWN 150x150



Ref. 0015008120

COLOR/COLOR EXT
AZUL/BLUE 150x150



Ref. 0015008141

COLOR/COLOR EXT
NARANJA/ORANGE 150x150



Ref. 0015008142

COLOR/COLOR EXT
ROJO/RED 150x150



Ref. 0015008160

COLOR/COLOR EXT
VERDE/GREEN 150x150



Ref. 0015008180

COLOR/COLOR EXT
NEGRO/BLACK 150x150



Ref. 0015008190

COLOR/COLOR EXT
LILA/PURPLE 150x150



Ref. 0015008281

COLOR/COLOR EXT
PLATA/SILVER 150x150



D-ZETA

Ref. 0030008100

COLOR/COLOR EXT
BLANCO/WHITE 300x300



Ref. 0030008115

COLOR/COLOR EXT
MARRON/BROWN 300x300



Ref. 0030008120

COLOR/COLOR EXT
AZUL/BLUE 300x300



Ref. 0030008141

COLOR/COLOR EXT
NARANJA/ORANGE 300x300



Ref. 0030008142

COLOR/COLOR EXT
ROJO/RED 300x300



Ref. 0030008160

COLOR/COLOR EXT
VERDE/GREEN 300x300



Ref. 0030008180

COLOR/COLOR EXT
NEGRO/BLACK 300x300




Ref. 0030008190

COLOR/COLOR EXT
LILA/PURPLE 300x300



Ref. 0030008281

COLOR/COLOR EXT
PLATA/SILVER 300x300





Ref. EXPOSITOR CR1

COLOR: GRIS GRAFITO / GRAPHITE GREY
MEDIDAS / DIMENSIONS: Alto/Height 160 cm / Base 80 cm x 50 cm



Ref. EXPOSITOR CR2

COLOR: GRIS GRAFITO / GRAPHITE GREY
MEDIDAS / DIMENSIONS: Alto/Height 240 cm / Base 126 cm x 20 cm x 10 cm
TECHO ILUMINADO / ILLUMINATED TOP

MODULO
ELECTRO
www.modulelectro.ru

SIMBOLOGÍA / SIMBOLOGY



Producto acorde a la Norma EN-60.598.
Product in agreement to the norm EN-60.598.



Protección CLASE II. Doble aislamiento.
CLASS II Protection. Double insulation.



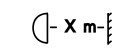
Protección CLASE III. Muy baja tensión de seguridad.
CLASS III Protection. Very low safety voltage.



Apto para instalar sobre superficies normalmente inflamables.
Able for installation near from usually flammable surfaces.

IP xx

Índice de protección contra la penetración de polvo, cuerpos sólidos y humedad.
Protection rate against dust, liquid and solid particles penetration.



Distancia mínima de seguridad entre la lámpara y los objetos iluminados.
Minimal distance between the lamp and enlightened objects.

12V xxx

Tensión de alimentación de la lámpara 12v.
Bulbworking voltage: 12v.

Max. xxx

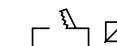
Potencia máxima de la lámpara.
Maximum power of the lamp.

230V xxx

Tensión de red.
Mains voltage.



Diámetro de alojamiento en mm. Para empotrables.
Diameter hole in mm. For fittet down lights.



Diámetro de alojamiento en mm. Para empotrables.
Diameter hole in mm. For fittet down lights.



Diámetro exterior.
Outside diameter.



Medida lado.
Length of side.



Unidades por embalaje.
Units quantity.



Halógena dicroica casquillo 230v GU10.
Dichroic halogen shocket 230v GU10.



Halógena dicroica Ø 50mm 12v GU 5.3.
Dichroic halogen Ø 50mm 12v GU 5.3.



Halógena dicroica Ø 35mm 12v.
Dichroic halogen Ø 35mm 12v.



Lámpara lineal halógena.
Lineal halogen lamp.



Lámpara halógena halopin G9.
Halopin halogen lamp G9.



Lámpara fluorescente compacta G24D.
Compact low energy lamp G24D.



Lámpara fluorescente compacta.
Compact low energy lamp.



Lámpara halógena Halostar estándar G4.
Estándar Halostar halogen lamp G4.



Lámpara esférica casquillo E14 o E27.
Spherical lamp socket E14 y E27.

Cristal Record



SIMBOLOGÍA / SIMBOLOGY

-  Portalámparas halógeno.
Halogen lampholder.
-  Lámpara Trifósforo T8.
Triphosphorus Lamp T8.
-  Lámpara Trifósforo T5.
Triphosphorus Lamp T5.
-  Lámpara Trifósforo T4.
Triphosphorus Lamp T4.
-  Lámpara fluorescente compacta 2G11.
Compact low energy lamp 2G11.
-  Lámpara halógena QR111.
Halogen lamp QR111.
-  Lámpara halógena GY6.35.
Halogen lamp GY6.35.
-  Símbolo de seguridad de VDE (Verband Deutscher Elektrotechniker)
VDE SECURITY SYMBOL (Verband Deutscher Elektrotechniker)
-  Transformador de seguridad resistente a los cortacircuitos (protección incorporada)
Safety transformer resistant to short-circuits (integral protection)
-  Muy baja tensión de seguridad según EN 61347.
Very low safety voltage conforming to EN 61347-2-2
-  Transformador idóneo para instalarse sobre superficies inflamables. La parte del transformador en contacto con la superficie inflamable no ha de superar los 95°C durante el funcionamiento normal, y los 115°C en caso de avería del mismo transformador (DIN VDE 0710-T14)
Transformer suitable to be installed on flammable surfaces. The ballast portion in contact with the flamma during normal operation and 115°C in case of ballast failure. DIN VDE 0710-T14
-  Balasto independiente. Balasto formado por uno o varios elementos separados, previstos de manera que se puedan montar separadamente fuera de una luminaria, protegido según el marcado y sin una carcasa complementaria.
Independent balast. The balast has separate devices in order to make the assembly possible out of the spotlight. Protection as indicated on the balast and without complementary casing.
-  Aparato equipado con protección térmica. Los puntos del triangulo sustituyen a los valores, (°C) de la temperatura nominal en la carcasa.
Transformer equipped with thermal protection. The points in the triangle replace max nominal temperature values (°C) of the casting.
-  Se puede regular con regulador de corriente IGBT o TRIAC.
I can be regulated with IGBT or TRIAC phase cutting dimmer.
- RoHS** Directiva Europea 2002/95 RoHS.
European Directive 2002/95
- LED POWER** Dispositivo de Emisión de Luz: LED de alta potencia:1W
Lighting Emission Dispositive. High power:1W
- LED** Dispositivo de Emisión de Luz
Lighting Emission Dispositive. High power



MODULO
ELECTRO

www.modulelectro.ru

CristalRecord: cristalrecord@cristalrecord.com
 Dirección: angelaparcio@cristalrecord.com
 Dep. Compras: compras@cristalrecord.com
 Dep. Administración: administracion@cristalrecord.com
 Dep. Internacional: calidad@cristalrecord.com
 Dep. Atención al Cliente: atencionalcliente@cristalrecord.com





www.cristalrecord.com

iluminación · lighting
MODULO
ELECTRO

Polígono Ciudad del Transporte

Calle P-A nº 11

50820 San Juan de Mozarrifar, Zaragoza (Spain)

Tfno. Dep. Ventas Nacional: 902 105 478 / 976 459 277

Tfno. Dep. Ventas Internacional: (+34) 976 459 277

Fax: (+34) 976 459 278

Nacional: cristalrecord@cristalrecord.com

International: calidad@cristalrecord.com

www.modulelectro.ru