

Lampada da parete a 1, 2 o 4 luci. Montatura in metallo cromato. Diffusori in vetro soffiato e satinato bianco (BI), blu (BL), rosso (R), rosa (RS), verde (V). Diffusori disponibili in altri colori per quantitativi superiori a 100 pezzi.

Wall lamp available with 1, 2 or 4 shades. Chrome-plated metal frame. White (BI), blue (BL), red (R), pink (RS), green (V), satin blown glass diffusers. Diffusers available in other colours for quantities more than 100 pieces.

Applique avec 1, 2 ou 4 ampoules. Monture en métal chromé. Diffuseurs en verre soufflé satiné blanc (BI), bleu (BL), rouge (R), rose (RS), vert (V). Diffuseurs in autres couleurs pour commandes au-dessus 100 de pièces.

Wandlampe mit 1, 2 oder 4 Leuchtmitteln. Gestell aus verchromtem Metall. Schirme aus mundgeblasenem Satinglas in weiß (BI), blau (BL), rot (R), rosa (RS), grün (V). Schirme in anderen Farben für Bestellungen höher als 100 Stücke.

Applique de pared de 1, 2 o 4 difusores. Estructura de metal cromado. Difusor de cristal soplado y satinado blanco (BI), azul (BL), rojo (R), rosa (RS), verde (V). Difusores de otros colores para pedidos mayor de 100 piezas.

M006/1 - M006/2 - M006/4
montatura

M006/1 - M006/2 - M006/4
mounting

M006/1 - M006/2 - M006/4
monture

M006/1 - M006/2 - M006/4
Gestell

M006/1 - M006/2 - M006/4
estructura

V006.. BI - BL - R - RS - V
diffusore

V006.. BI - BL - R - RS - V
diffuser

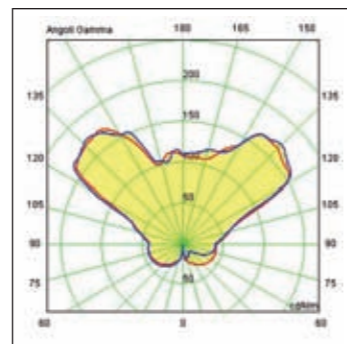
V006.. BI - BL - R - RS - V
diffuseur

V006.. BI - BL - R - RS - V
Schirm

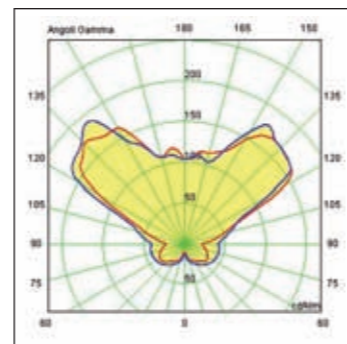
V006.. BI - BL - R - RS - V
difusor

M006/1+V006.. BI - BL - R - RS - V	11 x 17 x 17	☞ ☞	1x60W (IN) o/ or 1x42W (HA) (ES) E14
M006/2+2xV006.. BI - BL - R - RS - V	32 x 17 x 20	☞ ☞	2x60W (IN) o/ or 2x42W (HA) (ES) E14
M006/4+4xV006.. BI - BL - R - RS - V	32 x 17 x 39	☞ ☞	4x60W (IN) o/ or 4x42W (HA) (ES) E14

CE IP20



M006/1



M006/2



MODULO ELECTRO
www.modulelectro.ru



Lampada da parete. Snodo e struttura in metallo cromato. Diffusore in metacrilato colore bianco opale con elemento decorativo e organico ottenuto attraverso il supporto in alluminio delle schede Led applicate su una lastra di policarbonato alveolare. Viene fornita con alimentatore da incassare. Emissione luminosa indiretta diffusa e orientabile grazie allo snodo.

Wall lamp. Joint and structure in chrome-plated metal. Diffuser in opal white methacrylate with decorative and organic function obtained through the support in aluminium, housing the Led board mounted on a sheet in alveolar polycarbonate. Provided with ballast to be recessed in. Indirect and diffused light emission adjustable by means of the joint.

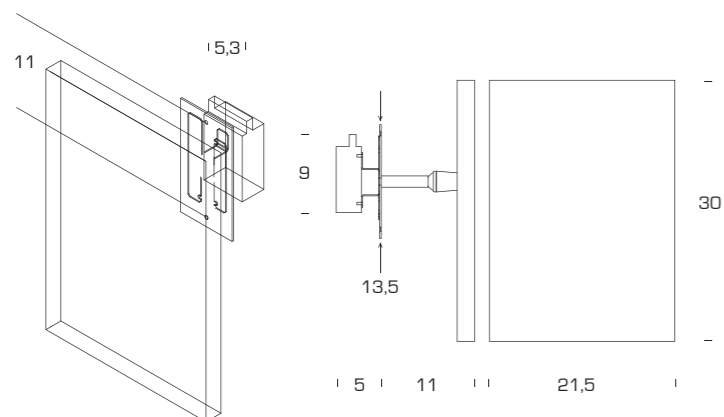
Applique pour mur. Articulation et structure en métal chromé. Diffuseur en méthacrylate blanc opale avec élément organique décoratif composé de Led noyées à l'intérieur de feuilles d'aluminium et appliquées sur une plaque en polycarbonate alvéolaire. La lampe est fournie avec un alimentateur à encastrer. Émission de lumière indirecte diffuse et orientable grâce à l'articulation.

Wandleuchte. Gelenk und Struktur aus verchromtem Metall. Streukörper aus opalweißem Metacrylat mit dekorativem und organischem Element, bestehend aus einem Aluminiumhalter für die Led Platinen, die auf einer zellenförmigen Polykarbonat-Platte angebracht sind. Die Lampe wird mit einem Einbauvorschaltgerät geliefert. Indirekte und diffuse Lichtausstrahlung, dank des Gelenks verstellbar.

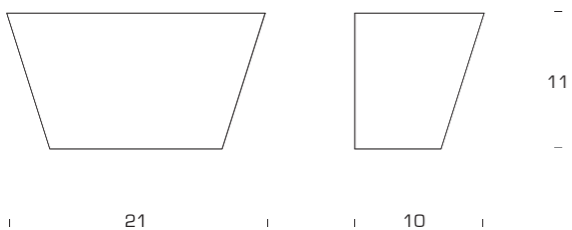
Lámpara para pared. Articulación y estructura de metal cromado. Difusor de metacrilato color blanco ópalo con elemento decorativo y orgánico obtenido a través del soporte de aluminio de las tarjetas Led aplicadas en una lastra de policarbonato alveolar. Se suministra con alimentador para empotrar. Emisión luminosa indirecta difundida orientable gracias a la articulación.

4025 21,5 x 30 x 11 ○ 15W (Led)

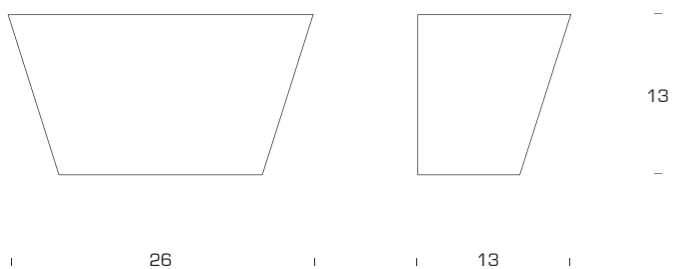
temperatura di colore / colour temperature / température de couleur / Farbtemperatur / temperatura de color 6000°K



M3302 - M3303 - M3304 + V3290..



M3302/1 - M3303/1 - M3304/1 + V3290/1..



Lampada da parete.
Montatura in metallo.
Diffusore in vetro
stratificato ambra (AM)
o bianco (BI). Vetro di
chiusura inferiore
temperato e sabbiato.
La lampada si presta a
molteplici configurazioni.

Wall lamp. Metal
mounting. Diffuser
available in layered glass,
amber (AM) or white (BI)
colour. Bottom closure in
tempered sandblasted
glass. Thanks to its shape,
Ananas may be set in
different configurations.

Applique. Monture en
métal. Diffuseur disponible
en verre stratifié, couleur
ambre (AM) ou blanc (BI).
Verre de fermeture
inférieure trempé et
sablé. Grâce à sa forme,
Ananas peut s'adapter à
différentes configurations.

Wandlampe. Gestell aus
Metall. Schirm aus
bernsteinfarben (AM)
oder weißem (BI) Glas.
Unterer Abschluss aus
Hartglas, matt. Viele
Kombinationsmöglichkeiten.

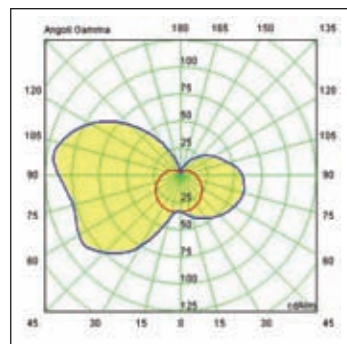
Applique. Estructura de
metal. Difusor de cristal
estratificado ámbar (AM)
o blanco (BI). Cristal de
cierre inferior templado y
arenado. Ananas se
puede configurar de
muchas formas.

MODULO
ELECTRO
modulelectro.ru

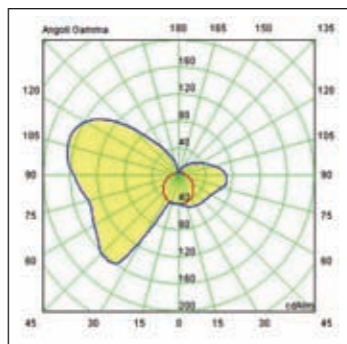
M3302 + V3290..	21 x 10 x 11	☉ ☉	2x40W (IN) o/or 2x28W (HA) (ES) E14
M3303 + V3290..	21 x 10 x 11	☉	1x10W (FL) G24d-1
M3304 + V3290..	21 x 10 x 11	☉	1x48W (HA) (ES) R7s/80
M3302/1 + V3290/1..	26 x 13 x 13	☉ ☉	2x60W (IN) o/or 2x42W (HA) (ES) E14
M3303/1 + V3290/1..	26 x 13 x 13	☉	2x9W (FL) G24d-1
M3304/1 + V3290/1..	26 x 13 x 13	☉	1x80W (HA) (ES) R7s/80

CE IP20

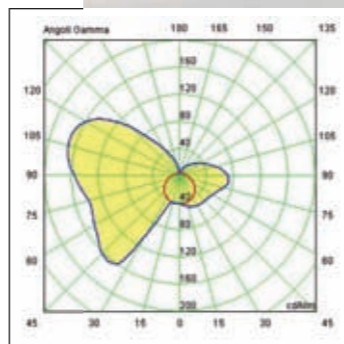
M3302 - M3302/1



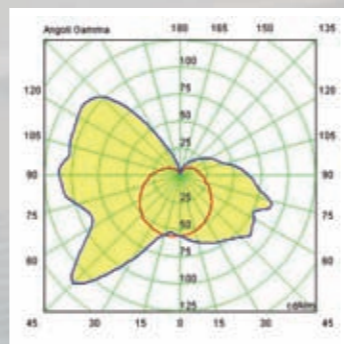
M3302 + V3290..



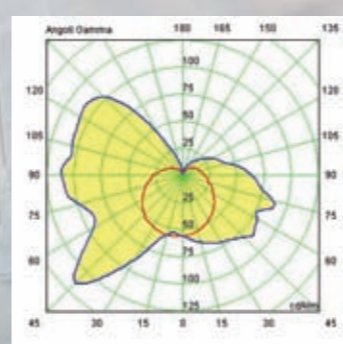
M3303 + V3290..



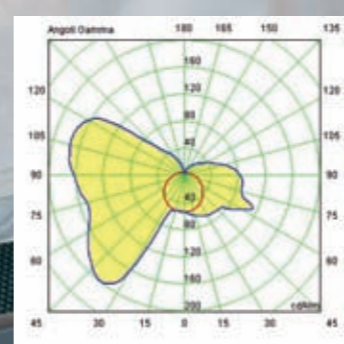
M3304 + V3290..




M3302/1 + V3290/1..



M3303/1 + V3290/1..



M3304/1 + V3290/1..



Lampada da parete.
Montatura in metallo
nichelato. Diffusore
in vetro soffiato satinato
bianco.

Wall lamp. Nickel-plated
metal structure. Diffuser
in white satin blown glass.

Applique. Structure en
métal nickelé. Diffuseur en
verre soufflé satiné blanc.

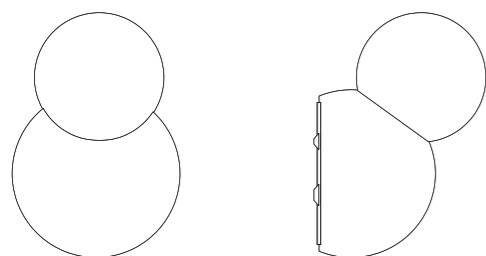
Wandlampe. Struktur aus
vernicheltem Metall.
Schirm aus mundge-
blasenem, weißem
satiertem Glas.

Lámpara de pared.
Estructura de metal
niquelado. Difusor de
cristal soplado satinado
blanco.

MODUL
ELECTRO
www.modulelectro.ru

3538 12 x 13 x 19 1x60W (IN) o/ or 1x42W (HA) ES E14

CE IP40

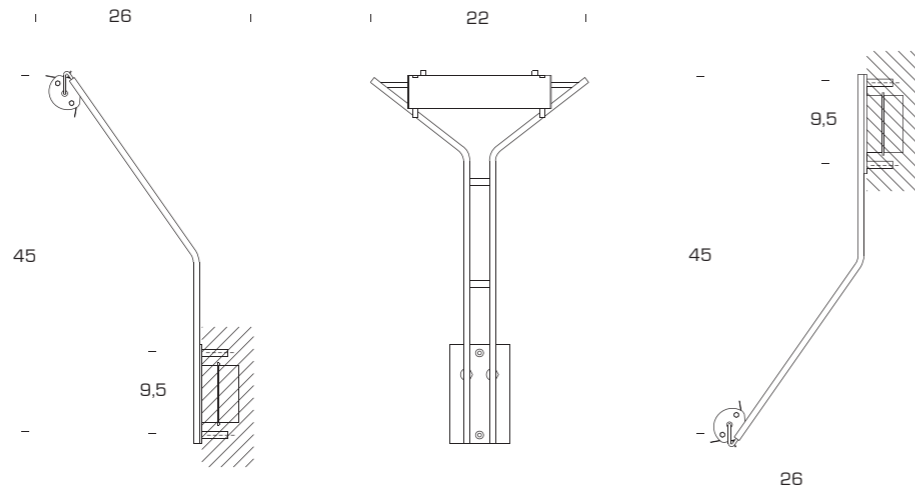


19

12

13





Lampada da parete. Struttura portalampana in acciaio cromato, piastra di fissaggio a parete in ottone cromato (CR) o nichelato satinato (NS). La lampada è fornita con schermi di sicurezza in vetro borosilicato, trasparenti e sabbiati. Riflettore per luce indiretta e distanziatore in metallo cromato o nichelato disponibili come accessori.

Wall lamp. Structure in chrome plated steel, fixing plate and tubes in chrome-plated (CR) or nickel-plated brass (NS). The appliance is provided with safety screen in borosilicate glass, transparent and sandblasted. Reflector for indirect light emission and spacer in chrome-plated or nickel-plated metal available as accessories.

Applique. Structure en acier chromé. Plaque de fixation et tige en laiton chromé (CR) ou nickelé satiné (NS). Dotée d'écrans de sécurité en verre borosilicate, transparents et sablés. Réflecteur pour éclairage indirect et entretoise en métal chromé ou satiné disponibles comme accessoires.

Wandleuchte. Gestell aus Chromstahl. Platte zur Wandbefestigung und Lampenstiel aus Messing, verchromt (CR) oder satiniert vernickelt (NS). Die Leuchte wird mit transparenten und sandgestrahlten Sicherheitsblenden aus Borosilikatglas geliefert. Reflektor für indirekte Beleuchtung und Distanzstück aus verchromten oder vernickelten Metall verfügbar als Zubehör.

Lámpara de pared. Estructura de acero cromado. Lámina de fijado y tige de latón cromado (CR) o niquelado satinado (NS). Equipada de pantallas de seguridad en vidrio borosilicato, transparentes y arenados. Reflector para luz indirecta y distanciador en metal cromado o niquelado disponibles como accesorios.

RAT/P
riflettore (18 x 6,5 x 13)

RAT/P
reflector (18 x 6,5 x 13)

RAT/P
reflecteur (18 x 6,5 x 13)

RAT/P
Reflektor (18 x 6,5 x 13)

RAT/P
reflector (18 x 6,5 x 13)

DAC
distanziatore cromato (6,5 x 2,5 x 11)

DAC
chrome-plated spacer (6,5 x 2,5 x 11)

DAC
entretoise chromé (6,5 x 2,5 x 11)

DAC
verchromtes Distanzstück (6,5 x 2,5 x 11)

DAC
distanciador cromado (6,5 x 2,5 x 11)

DACNS
distanziatore nichelato satinato (6,5 x 2,5 x 11)

DACNS
nickel-plated satin spacer (6,5 x 2,5 x 11)


DACNS
entretoise nickel satiné (6,5 x 2,5 x 11)

DACNS
vernickeltes Distanzstück (6,5 x 2,5 x 11)

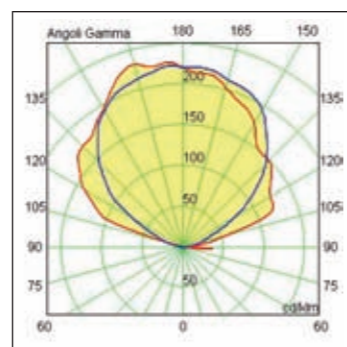
DACNS
distanciador niquelado (6,5 x 2,5 x 11)

2799CR/300	22 x 26 x 45		1x230W (HA) R7s/115
2799NS/300	22 x 26 x 45		1x230W (HA) R7s/115

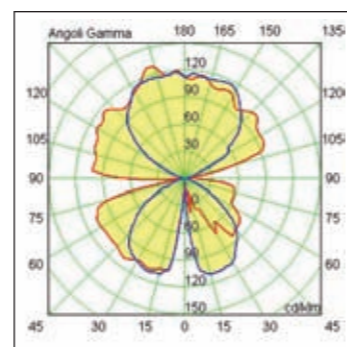
IP20



2799CR/300 + RAT/P + DAC



2799./300 + RAT/P



2799./300



4030BI/CR

Lampada da parete.
Diffusore superiore in vetro soffiato bianco opalino acidato. Diffusore inferiore in vetro centrifugato tipo midollino metallizzato esternamente. Puntali cilindrici per il blocco dei diffusori in metallo cromato. Montatura in metallo verniciato bianco.

4030BI/CR

Wall lamp. Upper diffuser in opal white blown acid-etched glass. Lower diffuser in spinning glass "midollino"-type with external metal sheathing. Cylindrical handgrip for the fixing of the diffusers in chrome-plated metal. Mounting in white painted metal.

4030BI/CR

Applique pour mur.
Diffuseur supérieur en verre soufflé blanc opalin traité al acide. Diffuseur inférieur en verre centrifugé type Midollino métallisé à l'extérieur. Embouts cylindriques pour bloquer les diffuseurs en métal chromé. Monture en métal verni blanc.

4030BI/CR

Wandleuchte mit oberem Streukörper aus weißem opal geätztem Glas. Unterer Streukörper aus zentrifugiertem Glas Typ "midollino", außen metallisiert. Zylindrische verchromte Metallspitzen zur Befestigung der Streukörper. Gestell aus weiß lackiertem Metall.

4030BI/CR

Lámpara para pared.
Difusor superior de vidrio soplado blanco al ácido. Difusor inferior de vidrio centrifugado, tipo midollino metalizado externamente. Extremidades cilíndricas para el bloqueo de los difusores de metal cromado. Armadura de metal pintado blanco.

4031BI

Lampada da parete / plafone. Diffusore in vetro soffiato bianco opalino acidato. Puntali cilindrici per il blocco dei diffusori in metallo cromato. Montatura in metallo verniciato bianco.

4031BI

Wall/ceiling lamp.
Diffuser made of opal white blown acid-etched glass. Cylindrical chrome-plated handgrip for the fixing of the diffusers. Mounting in white painted metal.

4031BI

Applique pour mur / plafond. Diffuseur en verre soufflé blanc opalin traité al acide. Embouts cylindriques pour bloquer les diffuseurs en métal chromé. Monture en métal verni blanc.

4031BI

Wand- und Deckenleuchte mit Streukörper aus weißem opal geätztem Glas. Zylindrische verchromte Metallspitzen zur Befestigung der Streukörper. Gestell aus weißem lackiertem Metall.

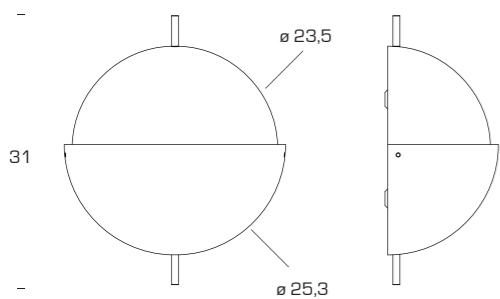
4031BI

Lámpara para pared / plafón. Difusor de vidrio soplado blanco opalino al ácido. Extremidades cilíndricas para el bloqueo de los difusores de metal cromado. Armadura de metal pintado blanco.

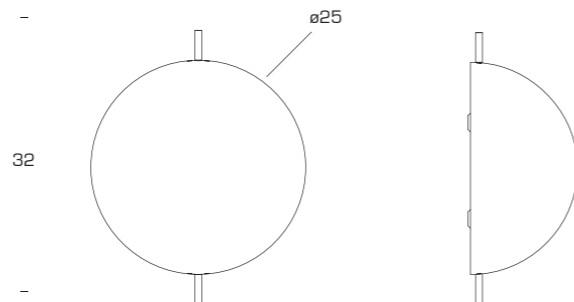
4030BI/CR	ø 25,3 x 13		1x100W (HA) or 1x20W (FL) E27
4031BI	ø 25 x 13		1x100W (HA) or 1x20W (FL) E27



4030BI/CR



4031BI





4030/1BI/CR

Lampada da parete.
Diffusore superiore in vetro soffiato bianco opalino acidato. Diffusore inferiore in vetro centrifugato tipo midollino metallizzato esternamente. Puntali cilindrici per il blocco dei diffusori in metallo cromato. Montatura in metallo verniciato bianco.

4030/1BI/CR

Wall lamp. Upper diffuser in opal white blown acid-etched glass. Lower diffuser in spinning glass "midollino"-type with external metal sheathing. Cylindrical handgrip for the fixing of the diffusers in chrome-plated metal. Mounting in white painted metal.

4030/1BI/CR

Applique pour mur.
Diffuseur supérieur en verre soufflé blanc opalin traité al acide. Diffuseur inférieur en verre centrifugé type Midollino métallisé à l'extérieur. Embouts cylindriques pour bloquer les diffuseurs en métal chromé. Monture en métal verni blanc.

4030/1BI/CR

Wandleuchte mit oberem Streukörper aus weißem opal geätztem Glas. Unterer Streukörper aus zentrifugiertem Glas Typ "midollino", außen metallisiert. Zylindrische verchromte Metallspitzen zur Befestigung der Streukörper. Gestell aus weiß lackiertem Metall.

4030/1BI/CR

Lámpara para pared. Difusor superior de vidrio soplado blanco al ácido. Difusor inferior de vidrio centrifugado, tipo midollino metalizado externamente. Extremidades cilíndricas para el bloqueo de los difusores de metal cromado. Armadura de metal pintado blanco.

4031/1BI

Lampada da parete / plafone. Diffusore in vetro soffiato bianco opalino acidato. Puntali cilindrici per il blocco dei diffusori in metallo cromato. Montatura in metallo verniciato bianco.

4031/1BI

Wall/ceiling lamp. Diffuser made of acid-etched white blown glass with satin finish. Cylindrical chrome-plated handgrip for the fixing of the diffusers. Mounting in white painted metal.

4031/1BI

Applique pour mur / plafond. Diffuseur en verre soufflé blanc opalin traité al acide. Embouts cylindriques pour bloquer les diffuseurs en métal chromé. Monture en métal verni blanc.

4031/1BI

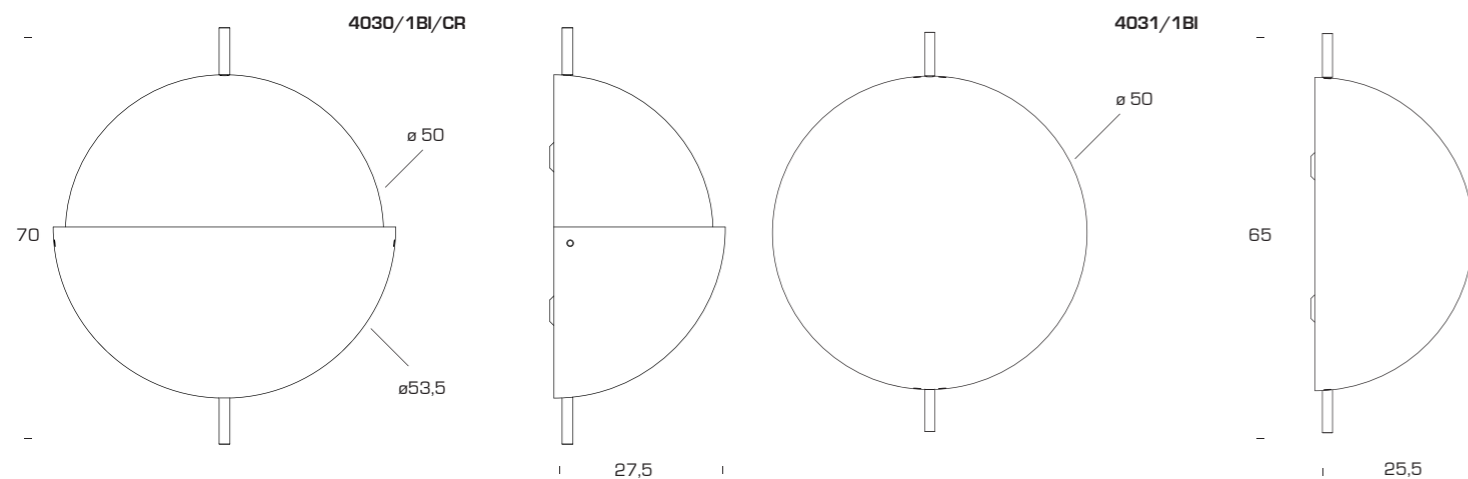
Wand- und Deckenleuchte mit Streukörper aus weißem geätztem Glas. Zylindrische verchromte Metallspitzen zur Befestigung der Streukörper. Gestell aus weißem lackiertem Metall.

4031/1BI

Lámpara para pared / plafón. Difusor de vidrio soplado blanco opalino al ácido. Extremidades cilíndricas para el bloqueo de los difusores de metal cromado. Armadura de metal pintado blanco.

4030/1BI/CR	∅ 53,5 x 27,5		1x55W (FL) 2GX13
4031/1BI	∅ 50 x 25,5		1x55W (FL) 2GX13


IP20



MODULO
ELECTRO
www.modulelectro.ru

Corrubedo - Corrubedo Fluo

David Chipperfield 2005



Linee geometriche rigorose caratterizzano questa lampada da parete che offre luce diffusa verso il basso o verso l'alto. Parte frontale della lampada ricoperta da uno schermo in metallo lucido verniciato bianco (BI) oppure da uno specchio (SP). I diffusori laterali satinati emanano una luce delicata.

Straight-forward geometric lines characterize this wall lamp that offers diffused light emission upwards or downwards. Screen in polished white painted metal (BI) or with a mirror (SP) covering the frontal part of the lamp. Satin side diffusers in allow lateral and soft light.

De rigoureuses lignes géométriques caractérisent cette applique qui offre une émission de lumière diffuse directe vers le bas ou vers le haut. Un écran en métal verni blanc (BI) ou en miroir (SP) recouvre la partie frontale de la lampe. Deux diffuseurs latéraux satinés permettent une illumination douce.

Strenge geometrische Linien charakterisieren diese Wandleuchte, die die Lichtverteilung nach oben oder nach unten ermöglicht. Die Vorderseite besteht aus einer Blende die entweder weiß-glänzend lackiert ist (BI) oder einen Spiegel davor hat (SP). Die seitlichen Schirme sind satiniert zur harmonischen Lichtverteilung.


Las líneas geométricas rigurosas caracterizan este aplique, que ofrece una luz difusa orientada hacia abajo o hacia arriba. Una pantalla de metal con acabado blanco (BI) o de espejo (SP) cubre la parte frontal de la lámpara. Con los dos difusores laterales satinados se obtiene una iluminación soft.

MODULO ELECTRO
www.modullectro.ru


5525.. BI - SP	20 x 20 x 7	⇒	1x40W o/or 1x33W (HA) (ES) G9
3924.. BI - SP	21 x 30 x 8,5	⇒	1x27W (FL) E27

CE UL IP20

5525..




20



7

20

3924..



21




8,5

30

Diamante

Gae Aulenti/Piero Castiglioni 1986



Lampada da parete.
Montatura in pressofusione di alluminio.
Diffusore in vetro stampato e temperato.

Wall lamp. Die-cast aluminium frame. Diffuser in pressed and tempered glass.

Applique. Monture en aluminium moulé sous pression. Diffuseur en verre pressé et trempé.

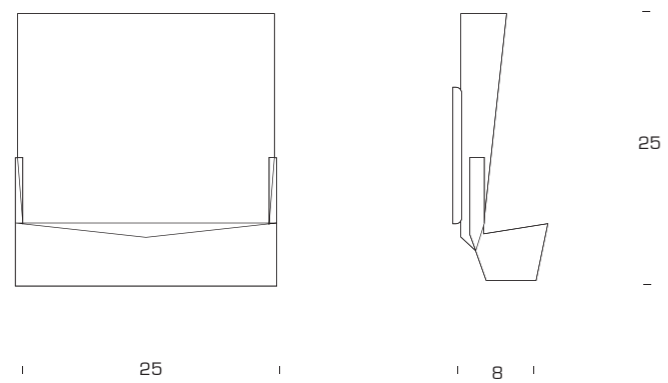
Wandlampe. Gestell aus Aluminium-Pressguss. Schirm aus Hartpressglas.

Applique de pared. Estructura de aluminio moldeada bajo presión. Difusor de cristal grabado y templado.

MODULO ELECTRO
www.modulelectro.ru

2762 25 x 8 x 25 1x160W (HA) (ES) R7s/115

CE UL IP20



Marina B. Milano



Lampada da parete a bassa tensione con trasformatore elettronico a spina ed interruttore sul cavo per doppia intensità. Corpo orientabile in metallo cromato. Alette diffusori orientabili in alluminio anodizzato. Supporto in ottone cromato. Il collegamento elettrico fra la base e il corpo avviene tramite jack.

Low voltage wall lamp with electronic plug-type transformer and switch on the cable for double light intensity. Adjustable body in chrome-plated metal. Revolving diffuser wings in anodized aluminium. Chrome-plated brass wall support. A jack allows the electric connection between the wall support and the body.

Applique, à basse tension, avec transformateur électronique à prise et avec interrupteur à double intensité sur le câble. Corps orientable en métal chromé. Diffuseurs à ailettes orientables, en aluminium anodisé. Support en laiton chromé. La connexion électrique entre le support au mur et le corps est assurée par le biais d'une douille-jack.

Niederspannungs-Wandlampe mit elektronischem Trafo mit Stecker und Schalter auf dem Kabel für doppelte Schaltung. Verstellbarer Körper aus verchromtem Metall. Flügel-diffusor aus eloxiertem Aluminium. Ständer aus verchromtem Messing. Elektrische Verbindung zwischen Basis und Körper durch Anschaltklinke.

Lámpara de pared de baja tensión con transformador electrónico de clavija e interruptor en el cable para doble intensidad. Cuerpo orientable de metal cromado. Aletas difusoras orientables de aluminio anodizado. Soporte applique de latón cromado. La conexión entre la base y el cuerpo se produce mediante jack.

3016 corpo
3019 supporto

3016 body
3019 support

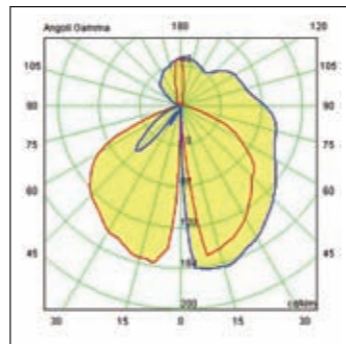
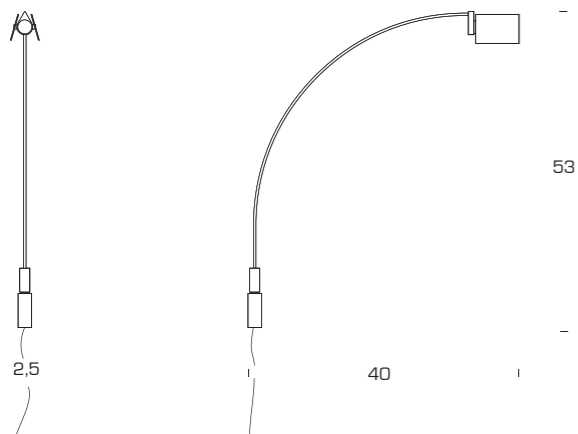
3016 corps
3019 support

3016 Körper
3019 Ständer

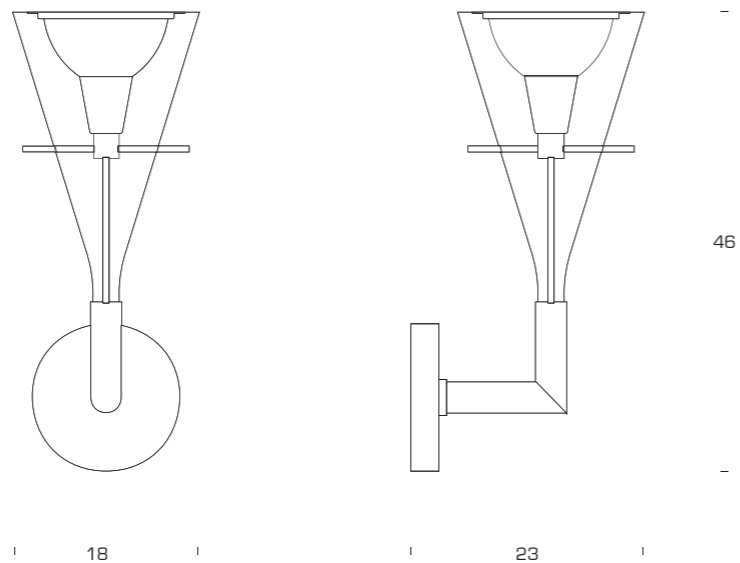
3016 cuerpo
3019 soporte

3016 + 3019 2,5 x 40 x 53 1x50W (HA) o/or 1 x35W (HA) (ES) GY6.35

CE Class II IP20



MODULO ELECTRO



Lampada da parete. Corpo in vetro borosilicato trasparente. Riflettore in alluminio cromato lucido. Supporto in metallo cromato. Il cono di vetro accoglie al suo interno il riflettore, sorretto da tre bracci cromati. La luce si riflette all'interno del cono e si diffonde in modo uniforme verso l'alto.

Wall lamp. Borosilicate transparent glass body. Reflector in chrome-plated polished aluminium. Chrome-plated metal support. The cone houses a reflector hold by three chrome-plated arms. The light reflects into the cone, thus giving a uniform light emission upwards.

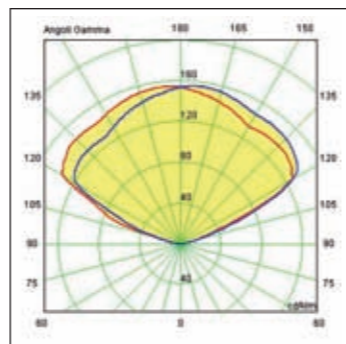
Applique. Corps en verre de borosilicate transparent. Réflecteur en aluminium chromé brillant. Support en métal chromé. Le cône de verre accueille en son interne le réflecteur, soutenu par trois bras chromés. La lumière se reflète à l'intérieur du cône et se diffuse de manière uniforme vers le haut.

Wandlampe. Körper aus transparentem Borosilikat-Glas. Reflektor aus verchromtem glänzendem Aluminium. Gestell aus verchromtem Metall. Drei schmale horizontale Stäbe halten einen Kegel fest, der in seinem innerem die Fassung hat. Der Kegel reflektiert das Licht und dank des Glasstreukörper, der den Lichtstrahl nach oben orientiert, erhält man eine gleichmäßige Lichtverteilung innerhalb des Raumes.

Lámpara de pared. Cuerpo de cristal al borosilicato transparente. Reflector de aluminio cromado pulido. Soporte de metal cromado. La luz es reflejada dentro el cono y agradece al difuser que dirige la luz hacia arriba una emisión uniforme y difundida ligera de luz.

3314 18 x 23 x 48 1x205W (HA) E27

CE IP20



MODULO ELECTRO

www.modulelectro.ru

Globo di Luce

Roberto Menghi 1968



Lampada da parete. Doppia emissione di luce. Globo in vetro soffiato cromato. Montatura in metallo cromato.

Wall lamp. Double light emission. Chrome-plated blown glass globe. Mounting in chrome-plated metal.

Applique. Double émission de lumière. Globe en verre soufflé chromé. Monture en métal chromé.

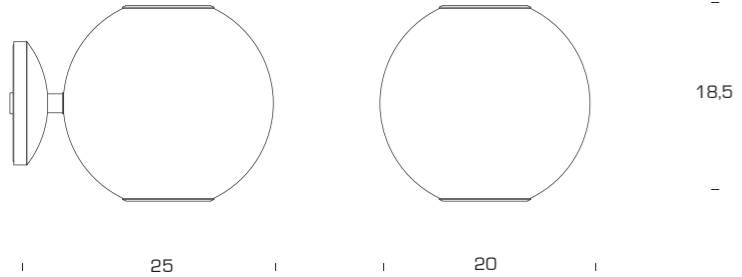
Wandleuchte. Doppelte Lichtstrahlung. Kugel aus mundgeblasenem verchromtem Glas. Gestell aus verchromtem Metall.

Lámpara de pared. Doble emisión de luz. Globo en cristal soplado cromado. Estructura de metal cromado.

MODULO ELECTRO
www.modulelectro.ru

3842CR ø 20 x 25 x 18,5 2x40W (HA) o/or 2x33W (HA) ES G9

CE IP20





Lampada da parete. Corpo in tubo di acciaio conificato a freddo e poi cromato lucido. Doppia emissione luminosa: alogena indiretta nella parte superiore, a Led colore bianco come segnapasso nella parte inferiore. Alimentatore incluso.

Wall lamp. Body made of a steel tube, cold worked and then chrome-plated. Double light emission: indirect halogen upwards, Led white colour as guide light downwards. Ballast included.

Applique. Corps en acier travaillé à froid et chromé. Double émission de lumière: indirecte halogène pour la partie supérieure, avec Led blanche, comme indicateur de sentier lumineux dans la partie inférieure. Alimentateur inclus.

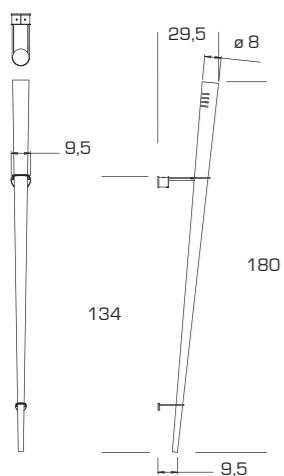
Wandleuchte. Körper aus poliertem und verchromten stabförmigen Stahl, kalt bearbeitet. Doppelte Lichtausstrahlung: halogene indirekte nach oben, mit Led weißfarben als Richtlinie nach unten. Vorschaltgerät inbegriffen.

Lámpara para pared. Cuerpo de tubo de acero conificado en frío cromado pulido. Doble emisión luminosa: alógena indirecta hacia arriba, de Led de color blanco como indicapaso hacia abajo. Alimentador incluido.

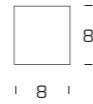
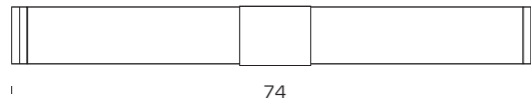
MODULO
ELECTRO
www.modulelectro.ru

3905CR $\varnothing 8 \times 30 \times 180$ 1x150W (HA) B15d + 1x1W (Led)

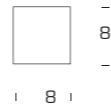
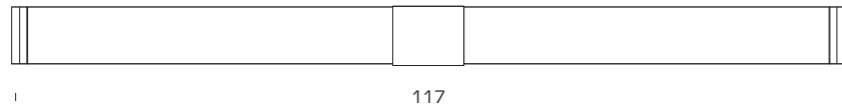
IP20



5446



5446/1



Lampada da parete.
Montatura in metallo
verniciato alluminio.
Diffusore in policarbonato
opalino con testate in
metacrilato trasparente.

Wall lamp. Aluminium-
painted structure.
Diffuser in opal polycarbon-
ate with tops in transpa-
rent methacrylate.



Applique. Structure en
métal verni aluminium.
Diffuseur en polycarbona-
te opalin avec têtes en
méthacrylate transparent

Wandlampe. Struktur aus
aluminiumfarbig lackiertem
Metall. Schirm aus
opalfarbenem Polycarbo-
nat mit Stirnseiten aus
transparentem
Methacrylat.

Lámpara de pared.
Estructura de metal
pintado aluminio. Difusor
de policarbonato opalino
con cabezas de
metacrilato transparente.

MODULO ELECTRO
www.modulelectro.ru



5446	74 x 8 x 8		2x24W 2G11 (FL)
5446/1	117 x 8 x 8		2x55W 2G11 (FL)

CE IP20



Lampada da parete.
Struttura con due lastre
in metallo curvato
verniciato color nickel.

Wall lamp. Frame with
two curved nickel-painted
metal plates.

Applique. Structure avec
deux plaques en métal
courbé verni couleur
nickel.

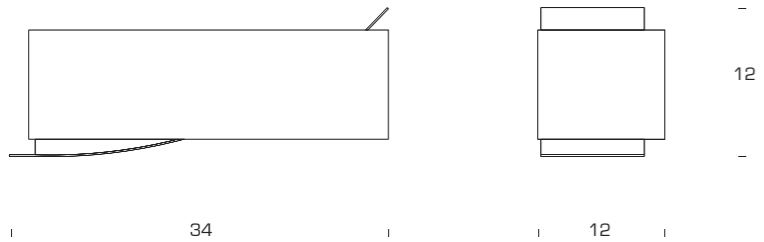
Wandlampe. Struktur mit
zwei, nickel-lackierten,
gebogenen Metallplatten.

Applique de pared.
Estructura con dos
planchas de metal
curvado pintado color
nickel.

MODULO
ELECTRO
www.modulelectro.ru

5333A 34 x 12 x 12   1x150W (HA)  or 1x20W (FL) E27

  IP20



Lounge

Luisa Calvi / Mauro Merlini /
Carlos Moya 2003



MODULO ELECTRO
www.modulelectro.ru



Lampada da parete.
Montatura in metallo
verniciato alluminio.
Diffusore in metacrilato
arancione (AR) o traspa-
rente (TR) serigrafato.
Schermo di chiusura,
superiore e inferiore, in
vetro sabbato.

Wall lamp. Metal
mounting, aluminium
painted. Diffuser in
screen-printed methacry-
late available in orange
(AR) or in transparent
(TR) colour. Upper and
lower closing screen in
sandblasted glass.

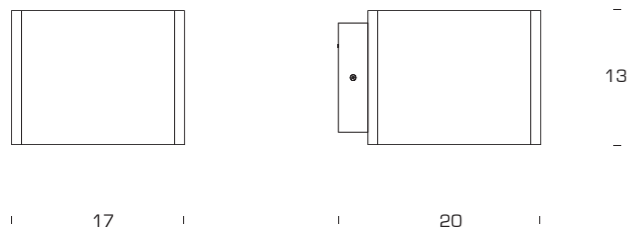
Applique. Monture en
m tal verni aluminium.
Diffuseur en m thacrylate
s rigr phi  orange (AR)
ou transparent (TR).
 crans de fermeture
sup rieure et inf rieure
en verre sabl .

Wandlampe. Struktur aus
aluminiumfarbig lackier-
tem Metall. Schirm aus
bedrucktem Methacrylat
orange (AR) oder
transparent (TR). Obere
und untere Abschlus-
sblende aus Sandglas.

L mpara de pared.
Estructura de metal
pintado aluminio. Difusor
de metacrilato serigra-
fado naranja (AR) o transpa-
rente (TR). Pantallas de
cierre, superior e inferior,
de cristal arenado.

5400.. AR - TR 17 x 20 x 13  1x150W (HA)  or 1x20W (FL) E27

   IP20





Lampada da parete.
Montatura in metallo
cromato. Diffusore
in vetro stampato.

Wall lamp. Chrome-plated
metal frame. Diffuser in
printed glass.

Applique. Monture en
métal chromé. Diffuseur
en verre imprimé.

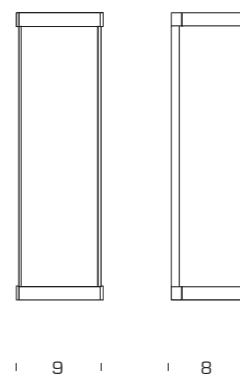
Wandlampe. Gestell aus
verchromtem Metall.
Schirm aus gedrucktem
Glas.

Lámpara de pared.
Estructura de metal
cromado. Difusor de
cristal grabado.

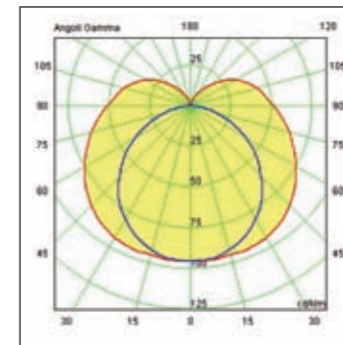
3110VST/CR	9 x 8 x 30		1x18W (FL) 2G11
3111VST/CR	9 x 8 x 30		2x25W (IN) E14 o/or 2x18W (HA) E14
3112VST/CR	9 x 8 x 40		1x24W (FL) 2G11
3113VST/CR	9 x 8 x 40		2x40W (IN) E14 o/or 2x28W (HA) E14
3114VST/CR	9 x 8 x 60		1x36W (FL) 2G11
3115VST/CR	9 x 8 x 60		3x40W (IN) E14 o/or 3x28W (HA) E14

IP44

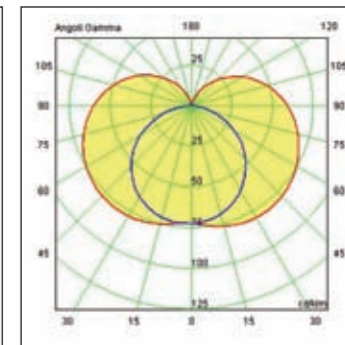
3110VST/CR - 3111VST/CR



30




3110VST/CR

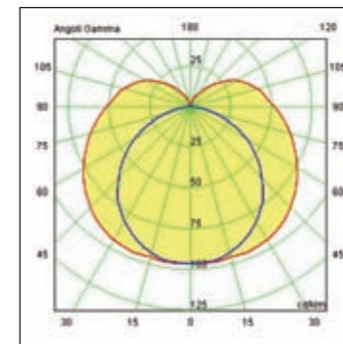


3111VST/CR

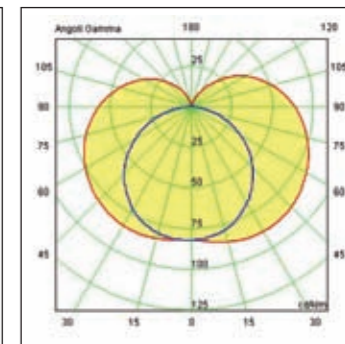
3112VST/CR - 3113VST/CR



40

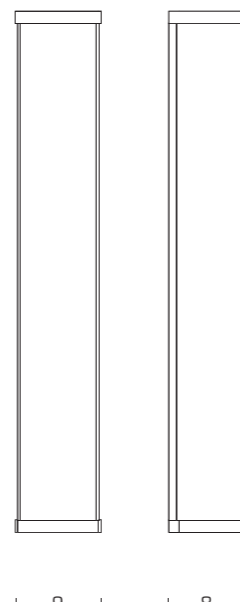



3112VST/CR

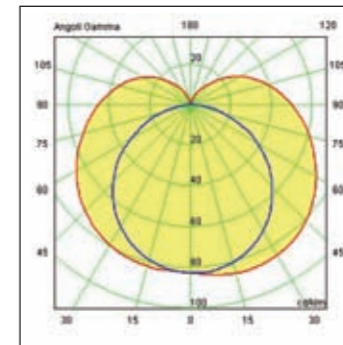


3113VST/CR

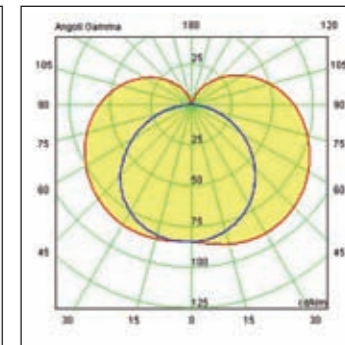
3114VST/CR - 3115VST/CR



60



3114VST/CR



3115VST/CR

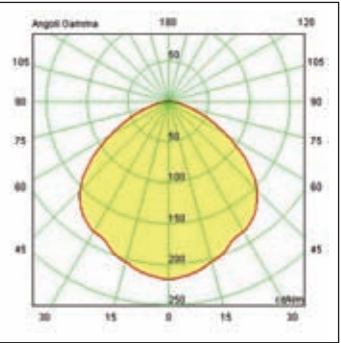
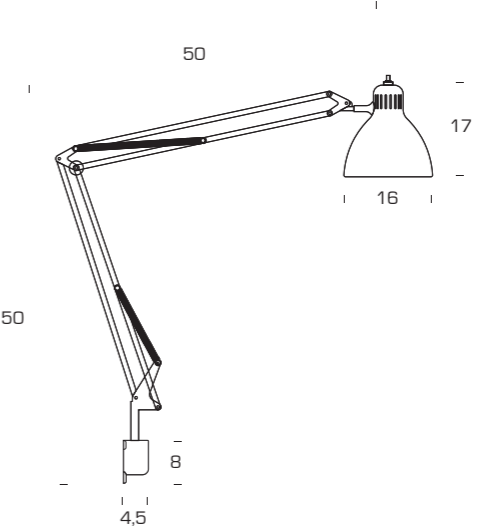
Naska 1, 2

Nasketta

1933

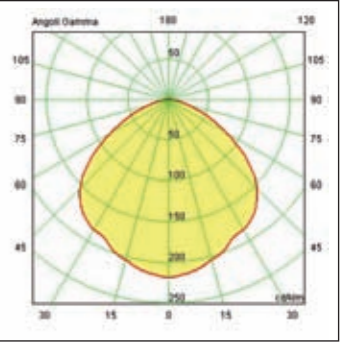
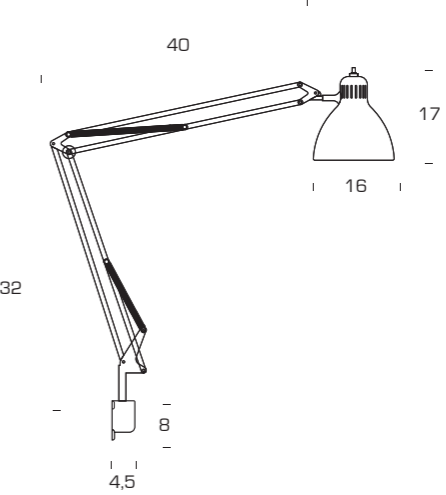
Naska 1

8000.. - 8010.. A - BI - CR - NO + 8103.. A - BI - CR - NO



Naska 2

8001.. - 8011.. A - BI - CR - NO + 8103.. A - BI - CR - NO



Lampada da parete con braccio orientabile in tutte le direzioni. Parabola in alluminio. Attacco a parete e parabola verniciata nei colori alluminio (A), bianco (BI), cromato (CR) o nero opaco (NO). Disponibile anche nella versione Led.

Wall lamp with revolving bracket in all directions. Parabola in aluminium. Wall socket and parabola are painted in the following colours: aluminium (A), white (BI), chrome (CR) or matt black (NO). Available in the Led version too.

8103.. A - BI - CR - NO supporto a parete

8103.. A - BI - CR - NO walls support

Applique avec bras orientables dans toutes les directions. Parabole en aluminium. Fixation murale et parabole vernies en aluminium (A), blanc (BI), chromé (CR) ou noir opaque (NO). Disponible aussi à la version Led.

8103.. A - BI - CR - NO fixation murale

Wandlampe mit in allen Richtungen orientierbarem Arm. Stiel ist aus Stahl. Wandsockel und Parabel aus Aluminium, aluminiumfarben (A), weiß (BI), verchromt (CR) oder matt schwarz (NO) lackiert. Verfügbar auch die Version mit Led.

8103.. A - BI - CR - NO Wandsockel

Lámpara de pared con brazo orientable en todas las direcciones. Parábola de aluminio. Enganche de pared y parábola pintado en color aluminio (A), blanco (BI), cromado (CR) o negro opaco (NO). Disponible también la versión con Led.

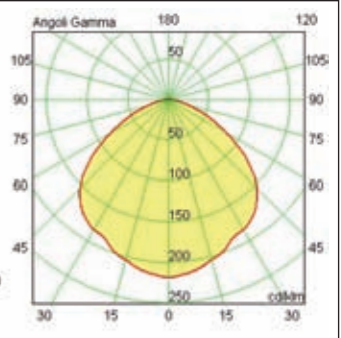
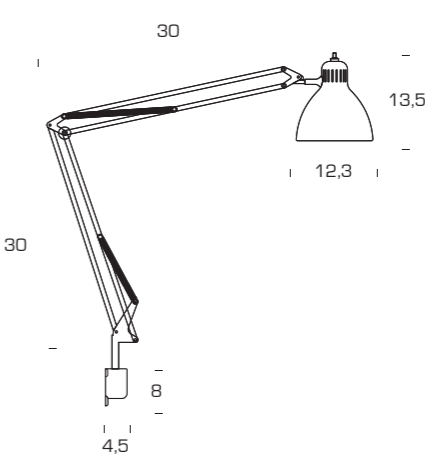
8103.. A - BI - CR - NO soporte de pared

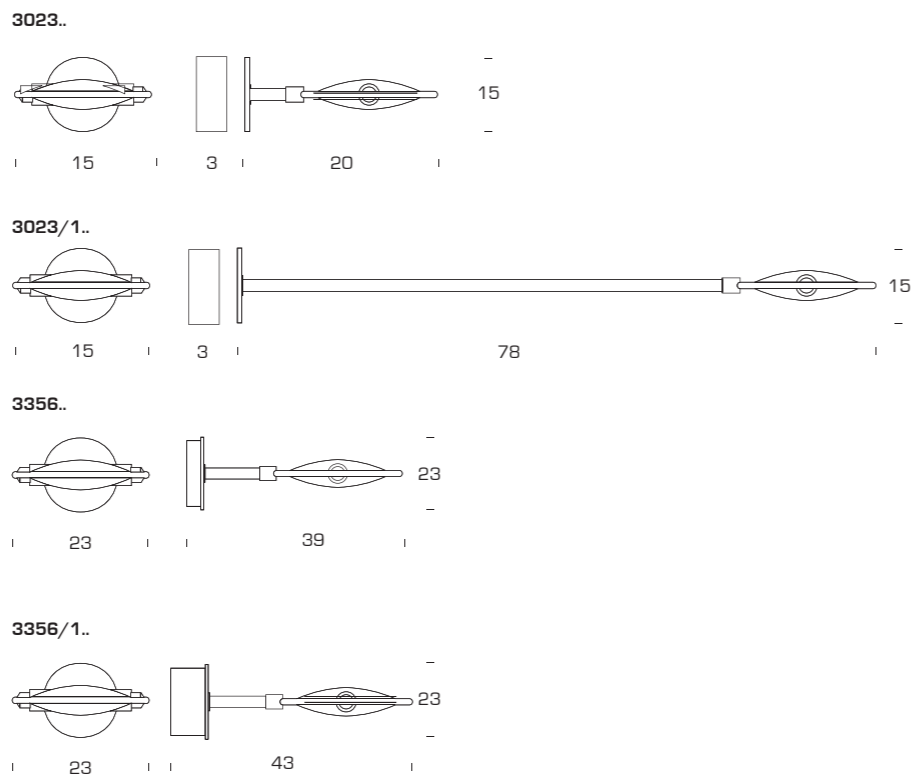
8000.. A - BI - NO	corpo / body / corps / Körper / cuerpo		1x60W (IN) o/ or 1x42W (HA)
8001.. A - BI - NO	corpo / body / corps / Körper / cuerpo		1x60W (IN) o/ or 1x42W (HA)
8004.. A - BI - NO	corpo / body / corps / Körper / cuerpo		1x40W (IN) o/ or 1x28W (HA)
8010.* A - BI - CR - NO	corpo / body / corps / Körper / cuerpo		3x3W 700mA (Led)
8011.* A - BI - CR - NO	corpo / body / corps / Körper / cuerpo		3x3W 700mA (Led)

8000.. - 8001.. - 8004 * temperatura di colore / colour temperature / température de couleur / Farbtemperatur / temperatura de color 3000°K alimentatore incluso / ballast included / alimentateur inclus / Vorschaltgerät inbegriffen / alimentador incluido

Nasketta

8004.. A - BI - CR - NO + 8103.. A - BI - CR - NO





Lampada da parete. Montatura in metallo cromato (CR), verniciato grigio alluminio (G) oppure nichelato satinato (NS). La lampada è fornita con un riflettore in alluminio anodizzato per luce indiretta, diffusori in vetro stampato, temperato e sabbato e un distanziatore per connessioni elettriche (ø cm 8x3, per modelli 3023.. e 3023/1..).

Wall lamp. Mounting in chrome-plated (CR), grey aluminium painted (G) or nickel-plated satin (NS) metal. The lamp is provided with a reflector in anodized aluminium for indirect light emission, diffusers in printed glass, tempered and sand-blasted and a spacer for electrical connections (ø cm 8x3, for models 3023.. and 3023/1..).

Applique. Monture en métal chrome (CR), verni gris aluminium (G) ou nickelé satiné (NS). La lampe est équipée de réflecteur pour éclairage indirect, de diffuseurs en verre pressé, sablé et trempé et d'une entretoise pour les connexions électriques (ø cm 8x3, pour modèles 3023.. et 3023/1..).

Wandleuchte. Gestell aus verchromtem (CR), grau lackiertem (G) oder satiniertem Vernickeltem Metall (NS). Der Leuchtkörper ist mit einem Reflektor für indirekte Beleuchtung, Schirmen aus bedrucktem und sandgestrahltem Sicherheitsschirmen ausgestattet und ein Distanzstück für die Stromversorgung (ø cm 8x3, für Modelle 3023.. und 3023/1..).

Lámpara de pared. Estructura de metal cromado (CR), pintada gris aluminium (G) o niquelada satinada (NS). El aparato está equipado de un reflector para luz indirecta, difusores de cristal grabado, templado y arenado y un separador para conexions eléctricas (ø cm 8x3 para los modelos 3023.. y 3023/1..).

CAT.. CR - G - NS
distanziatore (ricambio)

CAT.. CR - G - NS
spacer (spare part)

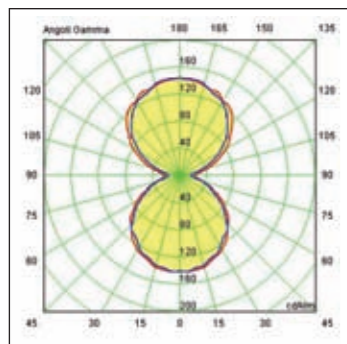
CAT.. CR - G - NS
boîte entretoise (pièce de rechange)

CAT.. CR - G - NS
Distanzstück (Ersatzteil)

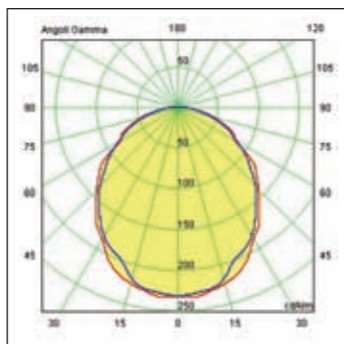
CAT.. CR - G - NS
distanciador (pieza de recambio)

3023.. - 3023/1.. CR - G - NS	ø 15 x 20-78	⇔	1x120W (HA) (ES) R7s/80
3356.. CR - G - NS	ø 23 x 39	⇔	1x230W (HA) (ES) R7s/80
3356/1.. CR - G - NS	ø 23 x 43	⇔	1x230W (HA) (ES) R7s/115

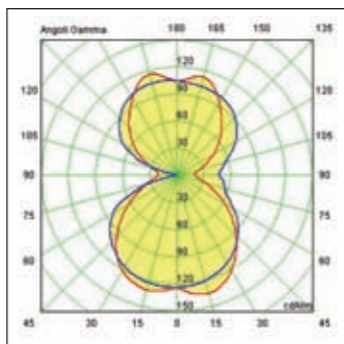
IP40 3356..-3023.. 3356..-3356/1..



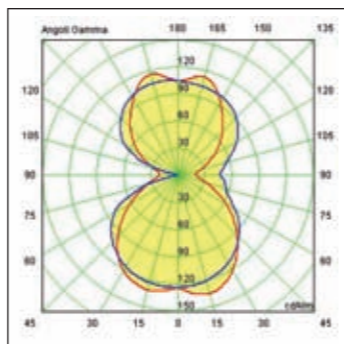
3023..



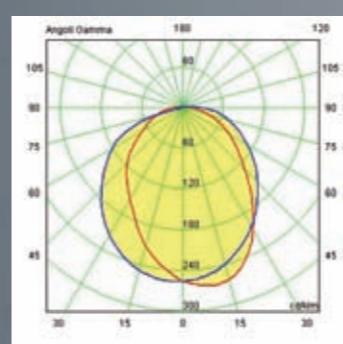
3023.. + Riflettore/reflector



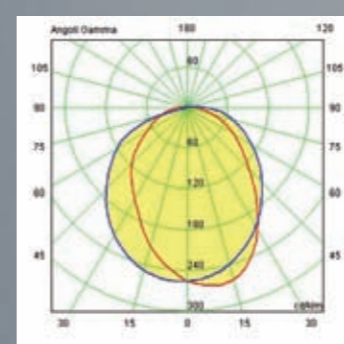
3356..



3356/1..



3356.. + Riflettore/reflector



3356/1.. + Riflettore/reflector



MODULO ELECTRO
www.modulelectro.ru



MODUL
ELECTRO
www.modulelectro.ru



Lampada da parete a due luci. Montatura in metallo cromato (CR), verniciato grigio (G) o nichelato satinato (NS). La lampada è fornita con diffusori in vetro stampato, sabbato e temperato e un distanziatore.

Wall lamp with two shades. Mounting in chrome-plated (CR), grey painted (G) or satin nickel-plated (NS) metal. The lamp is provided with diffusers in pressed, sandblasted, tempered glass and a spacer.

Applique à deux éclairages. Structure en métal chromé (CR), vernis gris (G) ou nickelé satiné (NS). La lampe est livrée avec des diffuseurs en verre moulé, sablé et trempé et une boîte entretoise.

2-flammige Wandleuchte. Struktur aus Metall, verchromt (CR), grau lackiert (G) oder satiniert vernickelt (NS). Schirme aus bedrucktem und sandgestrahltem Sicherheitsglas und Distanzstück inbegriffen.

Lámpara de pared de dos luces. Estructura del metal cromado (CR), pintado gris (G) o niquelado satinado (NS). Difusores de vidrio arenado grabado y templado y distanciador incluido.

R3086S
riflettore

R3086S
reflector

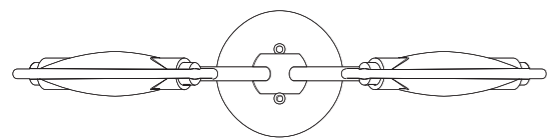
R3086S
reflecteur

R3086S
Reflektor

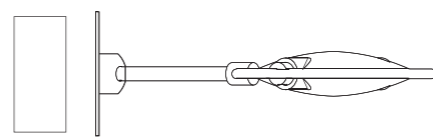
R3086S
reflector

3595.. CR - G - NS 39 x 25 x 9 2x120W (HA) R7s/80

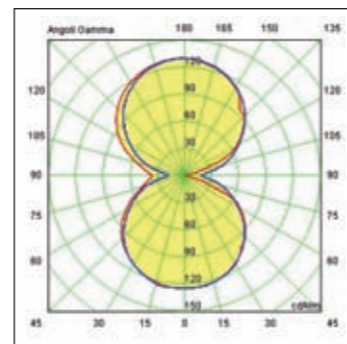
IP40



39



25





Lampada da parete.
Diffusore in vetro soffiato
bianco (BI) oppure a
specchio (SP). Montatura
in metallico verniciato
bianco.

Wall lamp. Blown glass
diffuser, available white
(BI) or mirror-finish (SP).
Wall support in white
painted metal.

Applique. Diffuseur en
verre soufflé couleur
blanc (BI) ou à miroir (SP).
Culot métallique verni
blanc.

Wandlampe. Schirm aus
mundgeblasenem Glass,
erhältlich weiß (BI) oder
blankpoliert (SP).
Wandbefestigung aus
weißem lackiertem Metall.

Lámpara de pared.
Difusor de cristal soplado,
blanco (BI) o a espejo
(SP). Soporte pared de
metal pintado blanco.

Modello comunitario
depositato



Design patent pending

Modèle communautaire
déposé

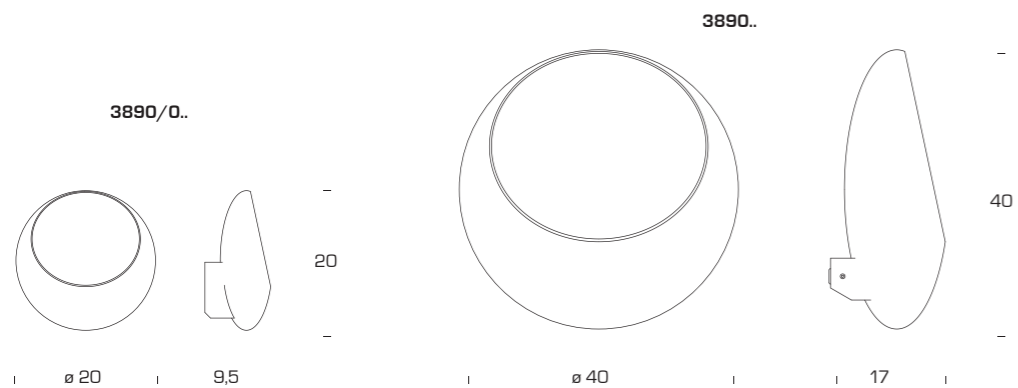
Eingetragenes
Warenzeichen

Modelo comunitario
depositado

MODULO ELECTRO
www.modulelectro.ru

3890/0.. BI - SP	∅ 20 x 9,5		1x60W (HA) (ES) G9
3890.. BI - SP	∅ 40 x 17		1x140W (HA) (ES) R7s/80

CE IP20





Lampada da parete. Montatura in ottone nichelato. Diffusore in vetro soffiato opalino ambra (AM) oppure bianco (BI).

Wall lamp. Nickel-plated brass frame. Diffuser in amber (AM) or white (BI) opal blown glass.

Applique. Monture en laiton nickelé. Diffuseur en verre soufflé opalin couleur ambre (AM) ou blanc (BI).

Wandlampe. Gestell aus vernickeltem Messing. Schirm aus opalenem, geblasenem Glas. Farben: bernstein (AM), weiß (BI).

Lámpara de pared. Estructura de latón niquelado. Difusor de cristal soplado opalino ámbar (AM), blanco (BI).

M26890N
montatura

M26890N
frame

M26890N
monture

M26890N
Gestell

M26890N
estructura

V2689.. AM - BI
diffusore

V2689.. AM - BI
diffuser


V2689.. AM - BI
diffuseur

V2689.. AM - BI
Schirm

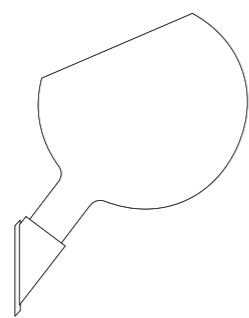
V2689.. AM - BI
difusor

M26890N +V2689.. AM - BI 20 x 23 x 30 1x150W (HA) ES B15d

IP20



20



23

30



Lampada da parete. Montatura in acciaio inox lucido (AXL), metallo nichelato spazzolato (NS) o trattato con vernice antiriflesso e antigraffio color alluminio (AA), bianco (BI) o grigio (GA). Diffusori in vetro temperato sabbiato.

Wall lamp. Frame in stainless steel (AXL), brushed nickel-plated (NS) or non-reflecting and non scratch varnish aluminium-coloured metal (AA), white (BI) or grey (GA). Tempered sandblasted glass diffusers.

Applique. Monture en acier inox brillant (AXL), en métal nickelé satiné (NS) ou traité par peinture antireflet et inrayable couleur aluminium (AA) blanc (BI) ou gris (GA). Diffuseurs en verre trempé sablé.

Wandlampe. Gestell aus poliertem Edelstahl (AXL), vernickeltem, gebürstetem Metall (NS) oder mit blendfreier und kratzfester Lackierung aluminiumfarben (AA), weiß (BI) oder grau (GA). Schirm aus sandgestrahltem gehärtetem Glas.

Applique de pared. Estructura de acero inoxidable brillante (AXL) de metal niquelado satinado (NS) o tratado con pintura antirreflejo y antirrayado de color aluminio (AA) blanco (BI) o gris (GA). Difusor de cristal templado arenado.

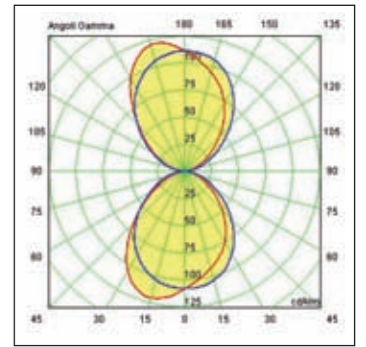
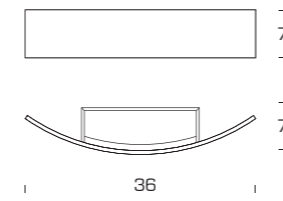
MODUL
ELECTRO
www.modul.electro.it

5214.AA - BI - GA - AXL - NS	36 x 7 x 7		1x80W (HA) R7s/80
5214/1.. AA - BI - GA - AXL - NS	70 x 9 x 7		2x80W (HA) R7s/80
5214/2.. AA - BI - GA - AXL - NS	141 x 12 x 8		3x120W (HA) R7s/115
5244.. AA - BI - GA - AXL - NS	70 x 9 x 7		2x15W (FL) E27
5244/2.. AA - BI - GA - AXL - NS	141 x 12 x 8		2x39W (FL) G5
5392/1.. AA - BI - GA - AXL - NS	105 x 8 x 5		1x24W (FL) G5
5398.. AA - BI - GA - AXL - NS	56 x 9 x 7		1x120W (HA) R7s/115
5404.. AA - BI - GA - AXL - NS	56 x 9 x 7		1x26W (FL) G24d-3
5405/1.. AA - BI - GA - AXL - NS	70 x 9 x 7		1x36W (FL) 2G11
5406/1 AA - BI - GA - AXL - NS	105 x 8 x 5		2x80W (HA) R7s/80

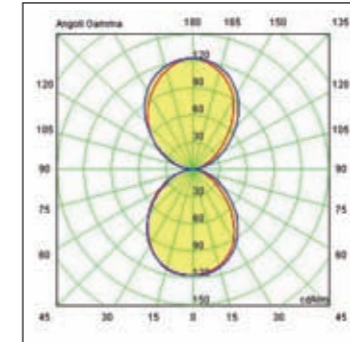
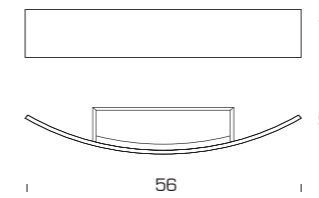
IP20 5214..5214/1..5244..5406/1 5214..5214/1..5244..



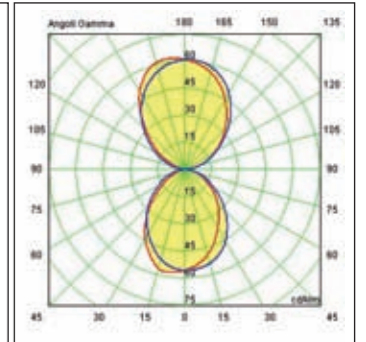
5214..



5398.. - 5404..

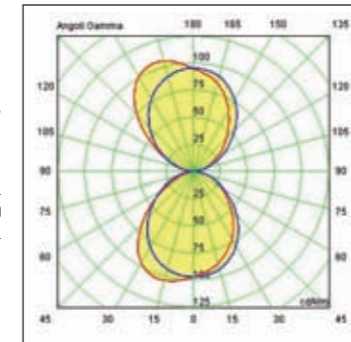
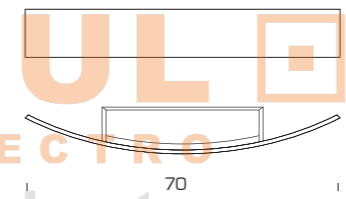


5398..

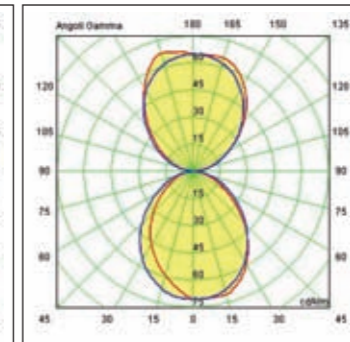


5404..

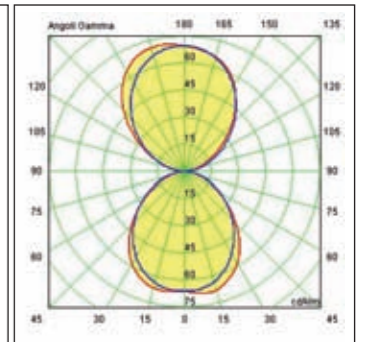
5214/1.. - 5244.. - 5405/1..



5214/1..

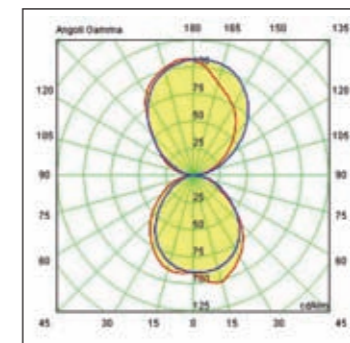
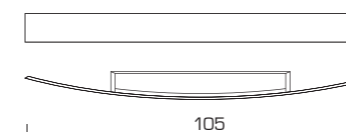


5244..

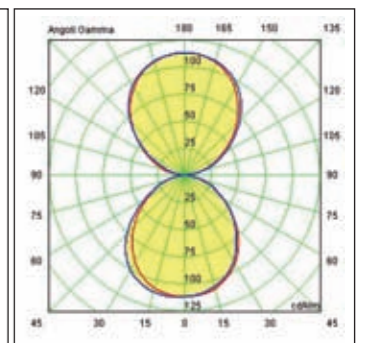


5405/1..

5392/1.. - 5406/1..

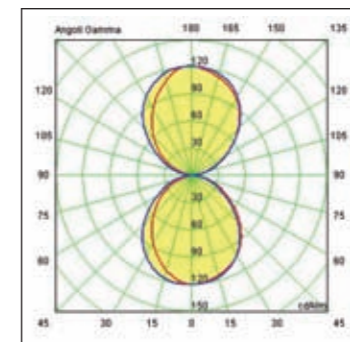
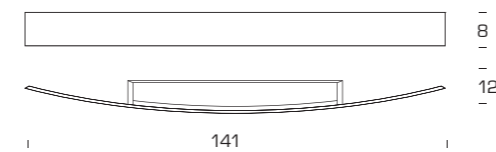


5392/1..

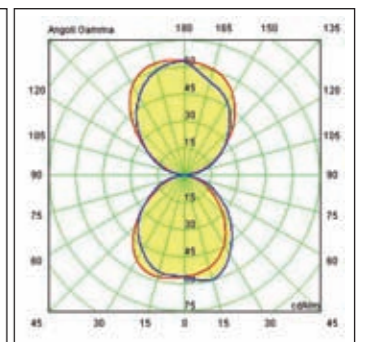


5406/1..

5214/2.. - 5244/2..



5214/2..



5244/2..



Lampada da parete.
Montatura in metallo
colore alluminio (A) con
diffusore in policarbonato
colore avorio serigrafato
internamente oppure
montatura in metallo
cromato (CR/BI) con
diffusore in policarbonato
bianco ottico.

Wall lamp. Mounting in
grey colour aluminium (A)
with polycarbonate
diffuser in ivory colour,
silkscreened inside, or
mounting in chrome-
plated metal (CR/BI) with
white optical diffuser in
polycarbonate.

Applique. Monture en
métal verni aluminium (A)
avec diffuseur en polycar-
bonate couleur ivoire,
sérigraphié intérieure-
ment, ou monture en
metal chromé (CR/BI)
avec diffuseur en polycar-
bonate couleur blanc
optique.

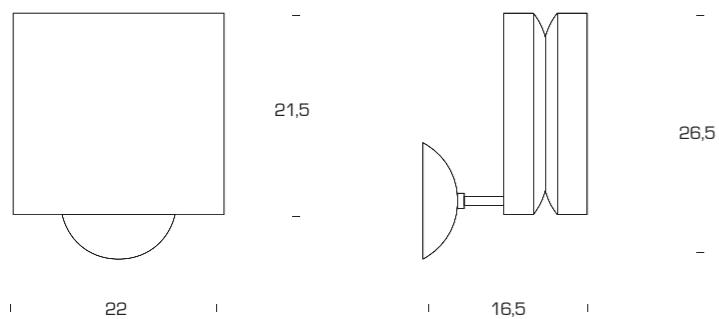
Wandlampe. Gestell aus
aluminiumfarbenem
Metall (A) umit Schirm
aus Elfenbeinfarbenem
Polykarbonat, innen
siebgedruckt, oder Gestell
aus verchromtem Metall
(CR/BI) mit Schirm aus
weißem optischem
Polykarbonat.

Lámpara de pared.
Estructura de metal
pintado color aluminio (A)
con difusor de policarbo-
nato blanco marfil,
serigrafado en el interior,
o estructura de metal cro-
mado (CR/BI) con difusor
de policarbonato blanco
óptico.

MODULO ELECTRO
www.modulelectro.ru

5155.. A - CR/BI 22 x 12 x 17 1x42W (HA) E14

CE G40000 IP20



Scintilla AT1P

Livio / Piero Castiglioni 1972



Lampada da parete. Struttura e attacco a parete in acciaio cromato (CR) o nichelato satinato (NS). Schermi di sicurezza in vetro borosilicato trasparente e sabbato.

RAT/P
riflettore (18 x 6,5 x 13)

Wall lamp. Structure and wall mounting in chrome-plated (CR) or satin nickel-plated (NS) steel. Safety screens in transparent and sandblasted borosilicate glass.

RAT/P
reflector (18 x 6,5 x 13)

Applique. Structure et fixation murale en acier chromé (CR) ou nickelé satiné (NS). Ecrans de sécurité en verre borosilicate transparents et sablés.

RAT/P
reflecteur (18 x 6,5 x 13)

Wandlampe. Struktur und Wandbefestigung aus verchromtem (CR) oder vernickeltem satiniertem (NS) Stahl. Sicherheitsblenden aus transparentem und sandgestrahltem Borosilikatglas.

RAT/P
reflector (18 x 6,5 x 13)

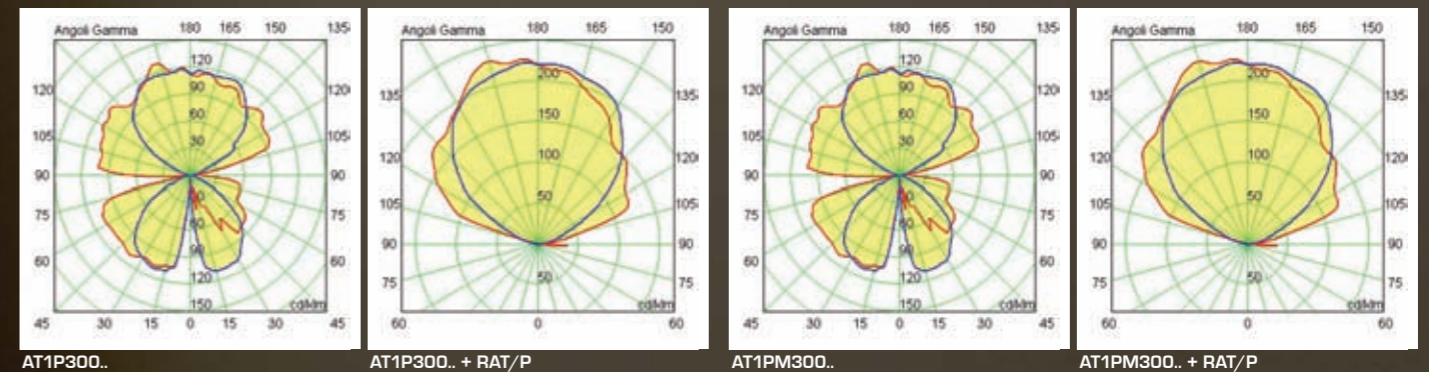
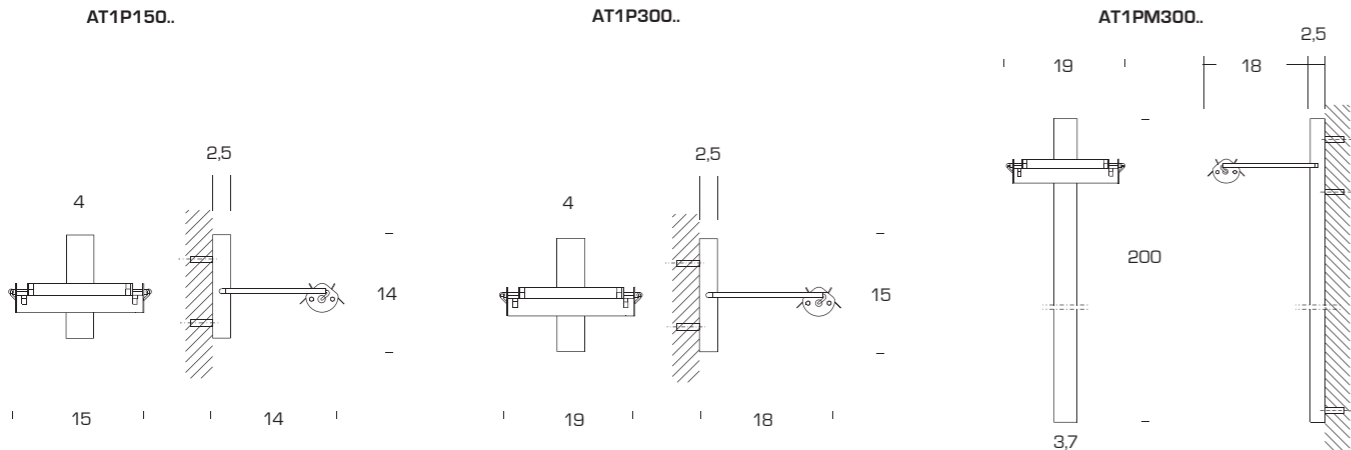
Lámpara de pared. Estructura y fijación a pared de acero cromado (CR) o niquelado satinado (NS). Pantallas de seguridad en vidrio borosilicato transparente y arenado.

RAT/P
reflecteur (18 x 6,5 x 13)



AT1P150.. CR - NS	15 x 14 x 14		1x120W (HA)	R7s/80
AT1P300.. CR - NS	19 x 18 x 15		1x230W (HA)	R7s/80
AT1PM300.. CR - NS	19 x 18 x 200		1x230W (HA)	R7s/80

IP20





Lampade da parete con cascata verticale da 1 a 5 lampadine a bassa tensione. Piattello in acciaio inox, portalam-pada in steatite, bacchette in rame cromato, distanziatori in vetro borosilicato. Le bacchette in rame consentono di portare l'alimentazione a bassa tensione dalla parete alla lampadina senza la presenza di cavo elettrico. Trasformatore a richiesta (non incluso).

Wall lamp with vertical cascade housing from 1 up to 5 low-voltage bulbs. Plate in stainless steel, bulb-holder in steatite, stays in chrome-plated copper, spacer in borosilicate glass. The copper stays allow the low voltage power supply to be transferred from the wall to the bulb without the presence of electric wires. Transformer upon request (not included).

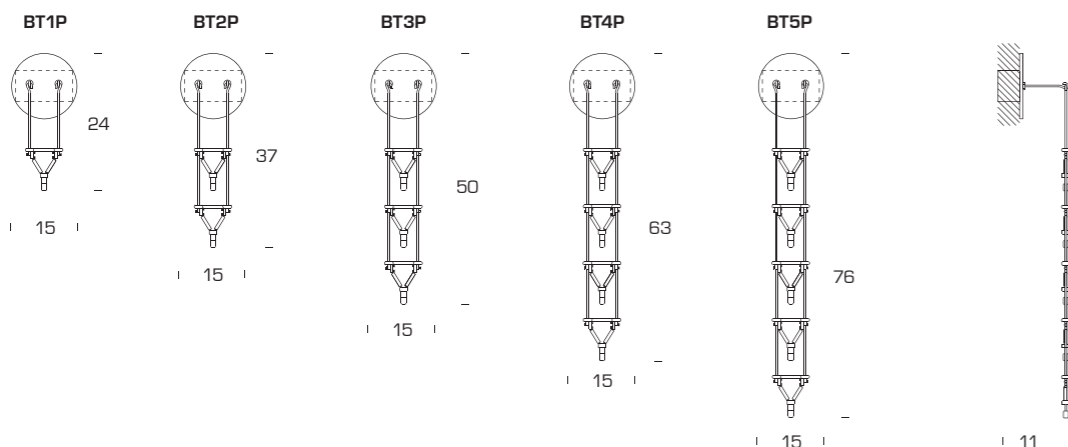
Applique à cascade verticale de 1 à 5 ampoules à basse tension. Plateau en acier inox, porte-lampe en stéatite, tiges en cuivre chromé, entretoise en verre borosilicate. Les tiges en cuivre permettent une alimentation à basse tension, du mur à l'ampoule, sans la présence de câble électrique. Transformateur sur demande (non inclus).

Wandlampe mit senkrechter Kaskade von 1 bis zu 5 Niederspannungslampen bestückt. Platte aus Edelstahl, Fassung aus Speckstein, Stäbe aus verchromtem Kupfer, Distanzstück aus Borosilikatglas. Durch die Kupferstäbe ist die Niederspannungsversorgung von der Wand bis zur Lampe ohne Netzkabel möglich. Transformator wird auf Wunsch mitgeliefert (nicht inbegriffen).

Lámpara de pared con casacada vertical de 1 a 5 bombillas de baja tensión. Platillo de acero inoxidable, portalam-pada de esteatita, varitas de cobre cromado, distanciad- or en vidrio borosilicate. Las varitas de cobre permiten llevar la alimentación a baja tensión de la pared a la bombilla sin la presencia de cable eléctrico. Transformador opcional (non incluido).

BT1P50/T	15 x 11 x 24	⇒	1x35W (ES) o/or 1x50W 12V (HA) GY6.35
BT2P50/T	15 x 11 x 37	⇒	2x35W (ES) o/or 2x50W 12V (HA) GY6.35
BT3P50/T	15 x 11 x 50	⇒	3x35W (ES) o/or 3x50W 12V (HA) GY6.35
BT4P50/T	15 x 11 x 63	⇒	4x35W (ES) o/or 4x50W 12V (HA) GY6.35
BT5P50/T	15 x 11 x 76	⇒	5x35W (ES) o/or 5x50W 12V (HA) GY6.35

CE Classe III IP20



www.modul electro.ru

Simple White

Archivio Storico 1994



Lampada da parete.
Montatura in metallo
verniciato bianco.
Diffusore in vetro curvato
bianco opale (VBI) o
stampato (VST).



Wall lamp. White-painted
metal frame. Diffuser in
opal white (VBI) or
pressed curved glass
(VST).


Applique. Monture en
métal verni blanc.
Diffuseur en verre bombé
couleur blanc opale
(VBI) ou pressé (VST).

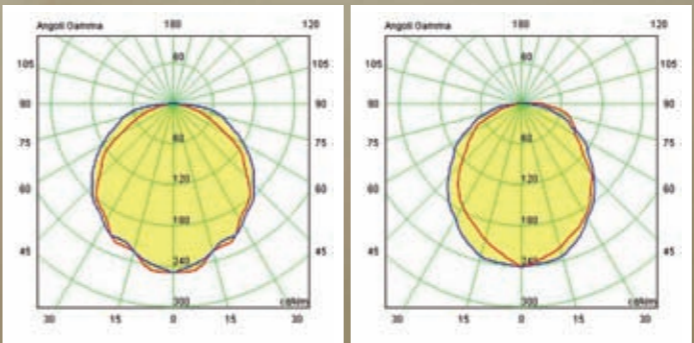
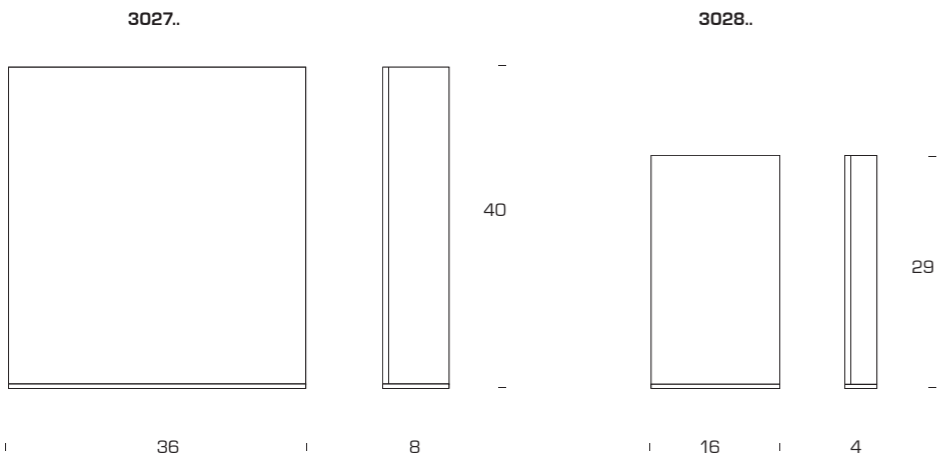
Wandlampe. Gestell aus
weiß lackiertem Metall.
Schirm aus gebogenem
weißem Opal- (VBI) oder
Pressglas (VST).

Lámpara de pared.
Estructura de metal
pintado blanco. Difusor
de cristal curvado blanco
mate (VBI) o grabado
(VST).

MODULO
ELECTRO
www.modulelectro.ru


3027.. VBI - VST	36 x 8 x 40		1x36W (FL) 2G10
3028.. VBI - VST	16 x 4 x 29		1x11W (FL) 2G23

CE  3027.. IP40 3028.. IP20



3027..

3028..



Lampada da parete.
Montatura in acciaio
verniciato lucido bianco.
Diffusori in vetro
temperato e sabbiato.
L'effetto luminoso
colorato è dato dalla
sorgente luminosa.


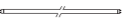
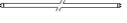
Wall lamp. Mounting in
white polished painted
steel. Diffusers in
tempered and
sandblasted glass.
The coloured lighting
effect is produced by the
lighting source.

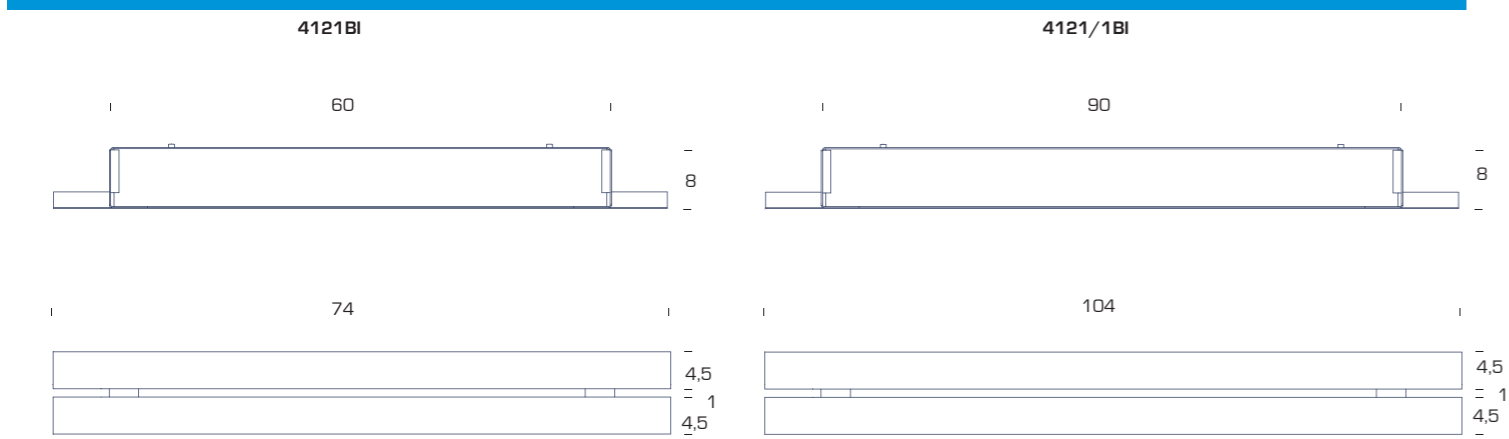
Applique. Monture en
acier verni blanc poli.
Diffuseurs en verre
trempé et sablé.
L'effet lumineux coloré
est produit par la source
d'éclairage.


Wandleuchte. Gestell aus
weißem glänzendem
lackiertem Stahl. Schirme
aus mattem Hartglas.
Der leuchtende Farbeffekt
ist auf das Leuchtmittel
zurück zu führen.

Lámpara de pared.
Montura de acero pintado
blanco brillante. Difusores
en vidrio templado y
arenado. El efecto de
iluminación de colores es
producido por la fuente
luminosa.



4121BI	74 x 10 x 8		1x14/24W (FL) G5
4121/1BI	104 x 10 x 8		1x39W (FL) G5
4121/2BI	134 x 10 x 8		1x54W (FL) G5





3864SP

3864SP



3864BI

Lampada da parete. Diffusore in vetro inciso curvato e acidato (BI) o metallizzato (SP). Tubo in vetro borosilicato a protezione della sorgente luminosa. Struttura in metallo verniciato a polvere bianca. L'apparecchio con finitura metallizzata presenta una finitura a specchio quando è spento, quando è acceso, invece, la luce passa attraverso il diffusore per una illuminazione diffusa e leggera.

Wall lamp. Diffuser in curved acid-etched (BI) or metallised (SP) glass. Tube in borosilicate glass for the protection of the lighting source. Structure in metal, painted with white powder. The appliance with metallised finishing, when switched off, seems to be a mirror, when switched on the light passes through for a diffused light emission.

Applique. Diffuseur en verre gravé traité avec l'acide (BI) ou métallisé. Tube protecteur de la source lumineuse en verre borosilicate. Structure en métal verni à la poudre blanche. L'appareil métallisé présente une finition à miroir lorsqu'il est éteint; quand il est allumé, la lumière passe à travers le diffuseur créant ainsi un éclairage diffus et léger.


Wandleuchte. Streukörper aus eingraviertem Glas, erhältlich geätzt (BI) oder metallisiert (SP). Schutzrohr aus Borosilikatglas. Struktur aus weißem pulverlackiertem Metall. Die metallisierte Leuchte, im ausgeschalteten Zustand, entsteht ein Spiegeleffekt; im angeschaltetem Zustand, geht das Licht durch den Streukörper und so entsteht ein leichtes und diffuses Licht.

Lámpara de pared. Difusor de cristal grabado al ácido (BI) o metalizado (SP). Tubo de vidrio borosilicato a protección de la fuente luminosa. Estructura de metal pintado en polvo blanco. L'aparecto metalizado parece un espejo cuando está apagado; cuando está encendido, la luz rezuma a través de el difusor y una emisión de luz difusa es obtenida.


MODULO ELECTRO
www.modulelectro.ru

3864.. BI - SP 27 x 12 x 12 1x120W (HA) ES R7s/115

CE IP20



27



12

12



Lampada da parete.
Montatura in metallo
verniciato a polvere.
Diffusore in vetro soffiato
bianco opale.





Wall lamp. Powder-
painted metal frame. Opal
white blown glass diffuser.

Applique. Monture en
métal peint par poudrage.
Diffuseur en verre soufflé
couleur blanc opale.

Wandlampe. Gestell aus
pulver-lackiertem Metall.
Schirm aus weißem,
geblasenem Mattglas.

Lámpara de pared.
Estructura de metal
pintado con polvo. Difusor
de cristal soplado blanco
mate.


MODULO
ELECTRO
www.modulelectro.ru

3296/0	11 x 20 x 33	 	1x40W (IN) o/or 1x8W (FL) E14
3296	13 x 25 x 39	 	1x60W (IN) o/or 1x16W (FL) E27


   IP20

3296/0

3296

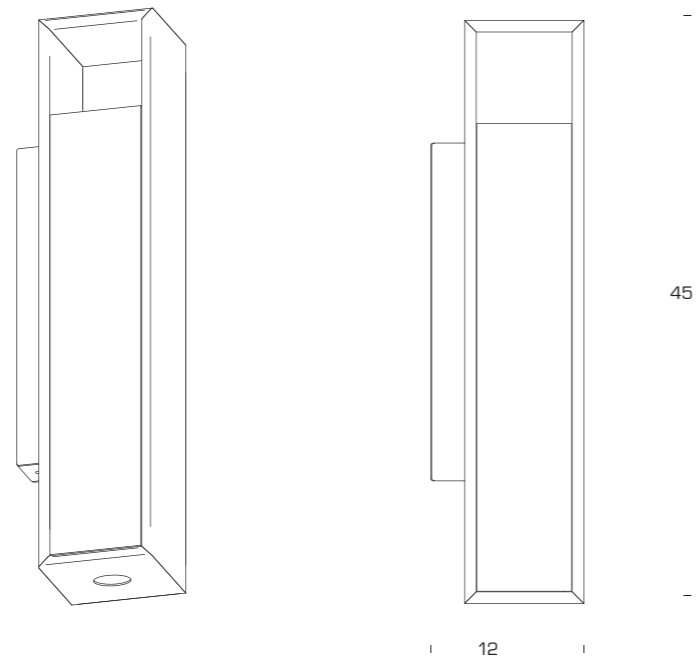


| 11 | | 20 |



| 13 | | 25 |





Lampada da parete.
Struttura in alluminio estruso anodizzato satinato (A) o anodizzato nero opaco (N). Diffusori in vetro bianco satinato (BI) o arancione ambra satinato (AM). Doppia emissione di luce: diffusa fluorescente e puntuale alogena. Trasformatori inclusi.

Wall lamp. Structure in anodised satin-finish extruded aluminium (A) or anodized matt black (N). Shades in white satin-finish glass (BI) or amber/orange satin-finish (AM). Double light emission: diffused fluorescent and concentrated halogen. Transformers included.

Applique. Structure en aluminium extrudé anodisé satiné (A) ou anodisé noir opaque (N). Diffuseurs en verre blanc satiné (BI) ou orange/ambre satiné (AM). Emission lumineuse double : diffuse fluorescent et concentré halogène. Transformateurs incluse.

Wandleuchte. Struktur aus Aluminium, stranggepresst, eloxiert, satiniert (A) oder eloxiert mattschwarz (N). Schirme aus weißem satiniertem (BI) oder bernsteinfarben satiniertem (AM) Glas. Doppelte Lichtverteilung: diffuse (Leuchstofflampe) und konzentrierte (Halogenlampe). Trafo werden mitgeliefert.

Lámpara de pared. Estructura de aluminio extrudido anodizado satinado (A) o anodizado negro opaco (N). Difusores de cristal blanco satinado (BI) o anaranjado/ámbar satinado (AM). Emisión de luz doble: difusa fluorescente y concentrada halogena. Transformadores incluidos.

Modello comunitario depositato

Design patent pending

Modèle communautaire déposé

Eingetragenes Warenzeichen

Modelo comunitario depositado

M5581.. A - N
struttura

M5581.. A - N
structure

M5581.. A - N
structure

M5581.. A - N
Struktur

M5581.. A - N
estructura

V5528.. AM - BI
diffusore

V5528.. AM - BI
shades

V5528.. AM - BI
diffuseurs

V5528.. AM - BI
Schirme

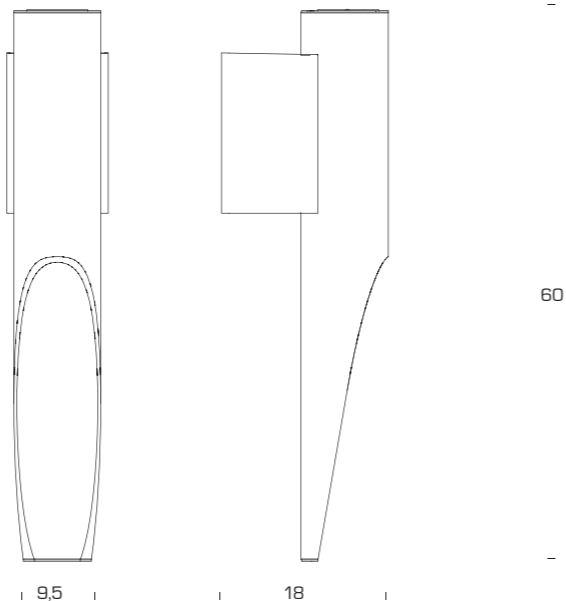
V5528.. AM - BI
difusores

M5581.. A - N + V5528.. AM - BI 12 x 45 1x18W (IN) 2G11 + 1x20W (HA) ES GU4



MODULO
ELECTRO
www.modulelectro.ru





60

Lampada da parete. Doppia emissione luminosa, diretta e indiretta. Accensione separata. Corpo in alluminio, disponibile nelle seguenti finiture di colore: bianco testurizzato internamente e esternamente (BI/BI), cromato esternamente e verniciato arancio lucido internamente (CR/AR), cromato esternamente e verniciato bianco lucido internamente (CR/BI). Per l'emissione diretta verso il basso è possibile utilizzare sorgenti luminose a Led, disponibili come accessori nei seguenti colori: bianco (BI), blu (BL), giallo ambra (GI), rosso (R), verde (V). Il diffusore superiore può essere rimosso per un'illuminazione indiretta più diffusa.

Wall lamp. Double light emission, direct and indirect. Separate switch. Body in aluminium. Available in the following finishing: texturized white on the inside and on the outside (BI/BI), chrome-plated on the outside and polished painted orange the inside (CR/AR), chrome-plated on the outside and polished white on the inside (CR/BI). For direct light emission downwards it is possible to use Led lighting sources, available as an accessory in the following colours: white (BI), blue (BL), yellow amber (GI), red (R), green (V). The upper diffuser may be removed for a more diffused indirect light emission.

Applique. Double émission de lumière, directe et indirecte. Allumage séparé. Corps en aluminium, disponible blanc texturisé intérieurement et extérieurement (BI/BI), chromé à l'extérieur et orange à l'intérieur (CR/AR), chromé à l'extérieur et blanc à l'intérieur (CR/BI). Pour l'émission directe vers le bas il est possible d'utiliser des Led, disponibles comme accessoires dans les couleurs suivantes: blanc (BI), bleu (BL), jaune ambre (GI), rouge (R), vert (V). Possibilité d'enlever le diffuseur supérieur pour une illumination indirecte plus douce.

Wandlampe. Doppelte Lichtausstrahlung: direkt und indirekt. Getrennte Einschaltung. Körper aus Aluminium. In folgenden Ausführungen erhältlich: innen und außen texturisiert (BI/BI), außen verchromt und innen orangefarben (CR/AR), außen verchromt und innen weiß glänzend (CR/BI). Für die direkte Ausstrahlung nach unten ist es möglich, Led Lichtquellen verwenden. Die sind als Zubehör in den folgenden Farben verfügbar: weiß (BI), blau (BL); Bernstein gelb (GI), rot (R), grün (V). Für eine indirekte Lichtverteilung kann der obere Schirm entfernt werden.

Lámpara de pared. Doble emisión luminosa, directa e indirecta. Encendido separado. Cuerpo de aluminio, disponible con los siguientes acabados de color: blanco texturizado internamente y externamente (BI/BI), cromado externamente y pintado anaranjado pulido internamente (CR/AR), cromado externamente y pintado blanco pulido internamente (CR/BI). Para la emisión directa hacia abajo es posible utilizar fuentes luminosas de Led disponibles como accesorios con los siguientes colores: blanco (BI), azul (BL), amarillo ambar (GI), rojo (R) y verde (V). El difusor superior se puede remover para obtener una emisión indirecta más difusa.

Modello comunitario depositato

Design patent pending

Modèle communautaire déposé

Eingetragenes Warenzeichen

Modelo comunitario depositado

L1GU10.. BI - BL - GI - R - V
lampadina Led colorata
1,5W GU10 15°

L1GU10.. BI - BL - GI - R - V
coloured Led bulb
1,5W GU10 15°

L1GU10.. BI - BL - GI - R - V
ampoule Led colorée 1,5W
GU10 15°

L1GU10.. BI - BL - GI - R - V
farbige Led - Lampe
1,5W GU10 15°




L1GU10.. BI - BL - GI - R - V
bombilla Led colorada
1,5W GU10 15°

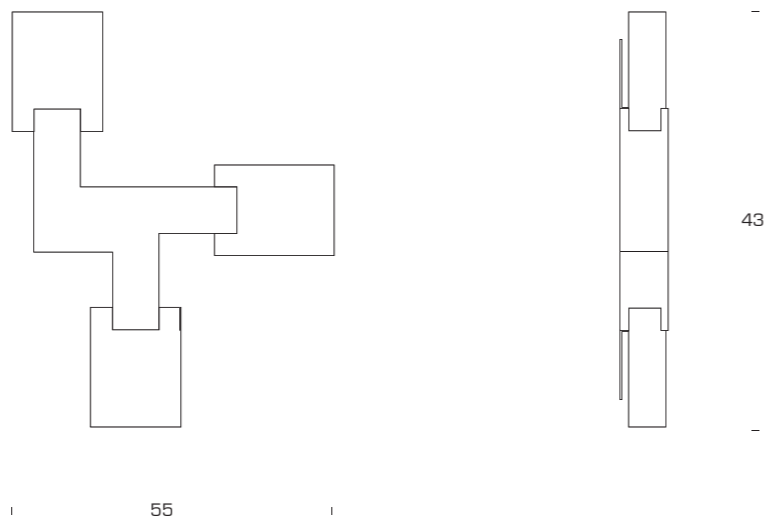
3868.. BI/BI - CR/AR - CR/BI ø 9,5 x 18 x 60 1x205W (HA) (ES) B15d+1x75W GU-GZ10* (HA) or (Led)

CE IP20

* 1x75W sostituibile con / replaceable by / substituable par / ersatzlich mit / sostituibile con 1x1,5W GU10 (Led)

3868CR/AR + L1GU10BI





55

43

Lampada da parete.
Montatura in
pressofusione di alluminio
verniciato color grigio
alluminio. Diffusori in vetro
curvato bianco.

Wall lamp. Aluminium
grey-painted die-cast
aluminium frame. White,
curved glass diffusers.

Applique. Monture en
aluminium moulé sous
pression verni gris
aluminium. Diffuseurs en
verre bombé couleur
blanc.


Wandlampe. Gestell aus
aluminiumgrau lackiertem
Aluminiumpressguss.
Schirme aus gebogenem
weißem Glas.


Lámpara de pared.
Estructura de aluminio
moldeada bajo presión
pintado color gris
aluminio. Difusor de
cristal curvado blanco.

MODULO
ELECTRO
www.modulelectro.ru

3332 55 x 6 x 43 3x60W (IN) o/or 3x42W (HA) E14

IP20





Lampada da parete.
Montatura in acciaio
verniciato bianco.
Diffusore in vetro soffiato
bianco opalino.

Wall lamp. White painted
mounting. Diffuser in
white opal blown glass.

Applique. Structure vernie
blanc. Diffuseur en
verre soufflé blanc opalin.

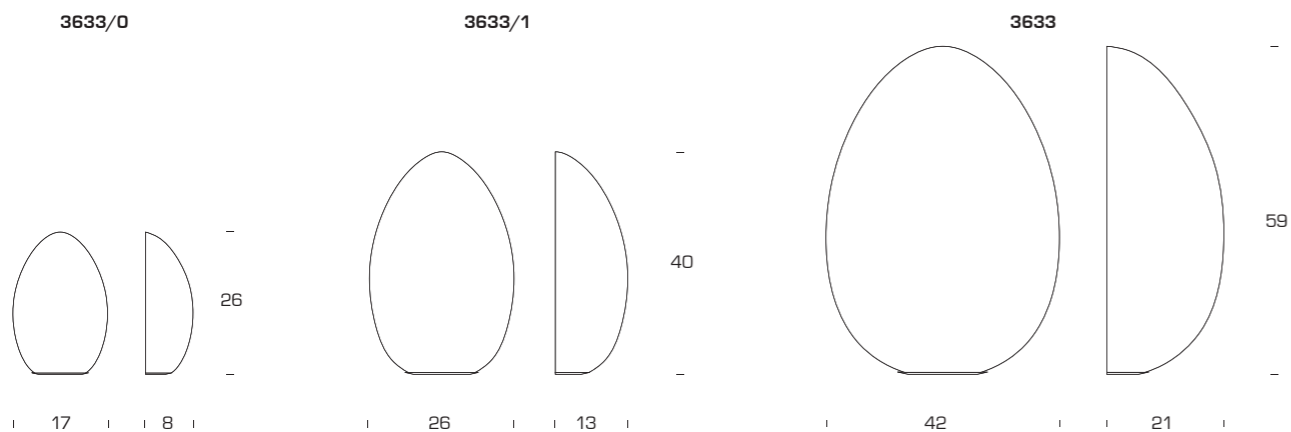
Wandlampe. Weiß
lackiertem Struktur.
Schirm aus weißem
mundgeblasem Opalglas.

Lámpara de pared.
Montura de acero
barnizado blanco. Difusor
de cristal soplado blanco
opalino.

MODULO
ELECTRO
www.modulelectro.ru

3633/0	17 x 8 x 26		1x60W [HA] (ES) G9
3633/1	26 x 13 x 40		1x75W [IN] o/or 1x70W [HA] (ES) E27
3633	42 x 21 x 59		1x100W [HA] (ES) E27

IP20

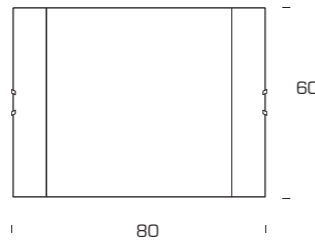
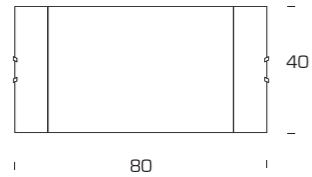
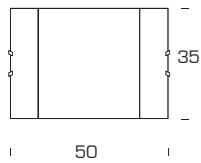


2805/0

2805

2805/1

2805/2



Lampada da parete.
Montatura con porta lampada e riflettore in alluminio brillantato. Diffusore in vetro curvato (spessore 3 mm) indurito e sabbiato. Schermo di protezione per lampadina alogena in vetro borosilicato sabbiato.

Wall lamp. Frame with lamp holder and reflector in polished aluminium. Diffuser in tempered, sandblasted, curved glass (3 mm thick). Halogen bulb protective pipe in sandblasted borosilicate glass.

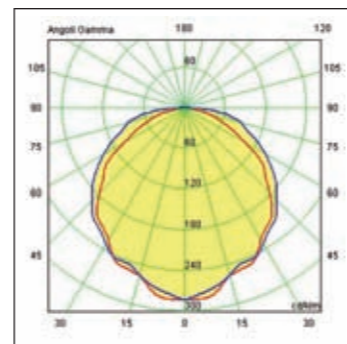
Applique. Monture avec douille et réflecteur en aluminium brillanté. Diffuseur en verre bombé (épaisseur 3 mm) durci et sablé. Tube de protection pour ampoule halogène en verre borosilicate sablé.

Wandlampe. Gestell mit Lampenfassung und Reflektor in poliertem Aluminium. Schirm aus gebogenem, gehärtetem und sandgestrahltem Glas, (Stärke 3 mm). Scheiben für Halogenlampe aus sandgestrahltem Borosilikatglas.


Applique de pared. Estructura con portabombilla y reflector de aluminio brillante. Difusor de cristal curvado (de 3 mm de espesor), endurecido y arenado. Tubito de protección para bombilla halógena de vidrio borosilicato arenado.

2805/0	50 x 35 x 12		1x160W (HA) R7s/115
2805	80 x 40 x 11		1x160W (HA) R7s/115
2805/1	80 x 60 x 11,5		1x160W (HA) R7s/115
2805/2	120 x 60 x 9,5		1x160W (HA) R7s/115

IP20



MODUL
ELECTRO
www.modulelectro.ru



Lampada da parete. Emissione di luce indiretta. Struttura in pressofusione di alluminio verniciata colore bianco (BI) oppure spazzolata (NS). Protezione per lampadina alogena in vetro borosilicato sabbiato.

Wall lamp. Indirect light emission. Structure in die cast aluminium, available white painted (BI) or brushed (NS). Safety screen for halogen bulb in sandblasted borosilicate glass.

Applique. Emission de lumière indirecte. Monture en aluminium moulé sous pression, disponible blanc (BI) ou brossé poli (NS). Protection pour ampoule halogène en verre borosilicate sablé.

Wandleuchte. Indirekte Beleuchtung. Körper aus weiß lackiertem (BI) oder gebürstetem (NS) Aluminium-Druckguss. Der integrierte Reflektor wird von einem sandmattiertem Diffusor aus Borosilikatglas abgeschlossen.

Applique de pared. Emission de luz indirecta. Estructura de aluminio moldeada bajo presión, disponible pintada blanca (BI) o cepillada brillante (NS). Protección para bombilla halógena de vidrio borosilicato arenado.

Modello comunitario depositato

Design patent pending

Modèle communautaire déposé

Eingetragenes Warenzeichen

Modelo comunitario depositado



A4049.. BI - NS
piattello

A4049.. BI - NS
plate

A4049.. BI - NS
plateau

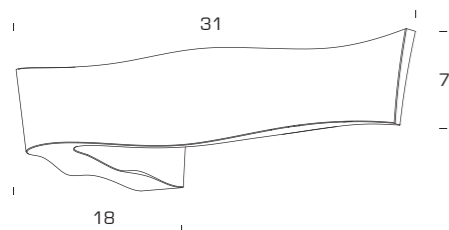
A4049.. BI - NS
Abdeckteller

A4049.. BI - NS
platillo

4049.. BI - NS 31 x 7 x 18  1x230W (HA)  R7s/115

  IP20 

4049..



A4049..

