


MODULO
HOSPITALITY
HOTEL LIGHTING




LED S-C4


MODUL
ELECTRO
www.modulelectro.ru

HOSPITALITY
MODULO
HOTEL **ELECTRO** LIGHTING
www.modulelectro.ru



LED S-C4


MODUL
ELECTRO
www.modulelectro.ru



LED S-C4

MODUL

LED S-C4 presenta su catálogo Hospitality: Hotel lighting, concebido como una herramienta específica para los profesionales de la iluminación.

www.modulelectro.ru

De la sólida experiencia -adquirida durante más de 30 años como proveedor global de iluminación de reconocidas cadenas hoteleras- nace esta cuidada selección de producto como respuesta a las exigentes necesidades de este segmento.

LED S-C4 presents its catalogue Hospitality Hotel Lighting, being a specific tool for lighting specialists.

Thanks to the solid know how from more than 30 years as a global lighting supplier for well-known hotel chains we are able to present this delicate product selection. This new range is an answer to the demanding needs of the industry.


Apliques y plafones Wall and ceiling fixtures



BROOKLYN... 11



TWIST... 15



NEW YORK... 20



EDIMBURGO... 23



CANARIAS... 25



DEVON... 27



CAMBRIDGE... 29



COIMBRA... 31



BOSTON... 33



SUITE... 35-36-37



OPEN... 39



HOTELS... 41



BALMORAL... 45



BRISTOL... 49-51



OXFORD... 53



LLIT... 55



CUMBIA... 59



LAURA... 61



STICK... 63



CHICAGO... 67



BREMEN... 68-69



LEATHER... 71



ALU... 73



WING... 75



DUO... 77



MARC... 79



LEILA... 83



TRACK... 87



BED... 89



WALL... 91



BOOK... 93-95



TOILET... 99



TOILET Q... 101



LORIENT... 103



BATH... 105



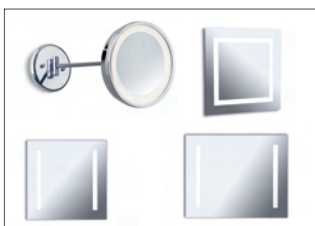
ONDA...107

MODULO ELECTRO
www.modulelectro.ru


Apliques y plafones Wall and ceiling fixtures



MIRROR... 108



REFLEX... 109-111



SPLIT... 113



LUXE... 115



FLAT... 119



HALF... 121



ADN... 131



LEDIO... 147-148-149

Empotrables Recessed mounted



CAMALEÓN... 133



TRIMIUM... 135



TRIMIUM MINI... 138-138



TRIMIUM S100... 140



TRIMIUM S130... 141



WALL... 143



SIGNO... 145



LEDIO... 149

Exterior Outdoor



TEMIS... 153-154



TEMIS... 155



AFRODITA... 157



POMPEYA... 159



AJAX... 170



ATENA... 170



SELENE... 171



GEA... 162-163-164-165-166



AQUA... 167



MICENAS... 169



GEA... 173-175

Sobremesas

Table lamps



BROOKLYN... 12



TWIST... 15



NEW YORK... 21



EDIMBURGO... 23



CANARIAS... 25



DEVON... 27

6



CAMBRIDGE... 29



COIMBRA... 31



BOSTON... 33



SUITE... 35-37



OPEN... 39



HOTELS... 41




OFFICE... 43



BREST... 47



LLITA... 55



UP&DOWN... 57



CUMBIA... 59



LAURA... 61



STICK... 63



VERSALLES... 65



CHICAGO... 67



LEATHER... 71



MARC... 79



LEILA... 83



MADISON... 85



UMBRELLA... 129



ADN... 131

Colgantes

Pendants



TWIST... 16



UP&DOWN... 57



POP... 123-125



UMBRELLA... 127

Pies de salón Floor lamps



BROOKLYN...13



TWIST...17



NEW YORK...19



EDIMBURGO...23



CANARIAS...25



DEVON...27

7



CAMBRIDGE...29



COIMBRA...31



BOSTON...33



SUITE...35-37




HOTELS...41

MODULO ELECTRO
www.modulelectro.ru



UP&DOWN... 57



CUMBIA... 59



LAURA... 61



STICK... 63



CHICAGO... 67



LEATHER... 71



MARC... 79



LEILA... 81





MADISON ... 85





UMBRELLA... 129



ADN... 131

 **MODUL** 
ELECTRO
www.modulelectro.ru

 **MODUL** 
ELECTRO
www.modulelectro.ru

Rooms
Rooms



Brooklyn

- 21-05 Cromo - Pantalla de tela negra incluida
Chrome - Black fabric shade included
- 21-14 Cromo - Pantalla de tela blanca incluida
Chrome - White fabric shade included

VF CE RF 850°C ® ENERGY SAVING



MODULO
ELECTRO

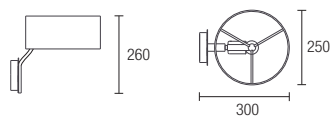
www.modulelectro.ru



05-2775-21-05

05-2775-21-14

1 x E-27 Max. 60W esf. $\varnothing 45$ /
1 x PL Elec. E-27 15 W



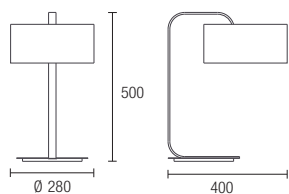


MODULO
ELECTRO
www.modulelectro.ru



10-2775-21-05
10-2775-21-14


1 x E-27 Max. 60 W esf. ø45 /
1 x PL Elec. E-27 15 W



Brooklyn

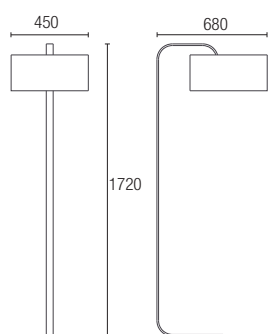
- 21-05 Cromo - Pantalla de tela negra incluida
Chrome - Black fabric shade included
- 21-14 Cromo - Pantalla de tela blanca incluida
Chrome - White fabric shade included

VF CE RF 850°C ® ENERGY SAVING


ELECTRO
www.modulelectro.ru

25-2775-21-05
25-2775-21-14

1 x E-27 Max. 150 W /
1 x PL Elec. E-27 30 W





MODULO
ELECTRO
www.modulelectro.ru

Twist

● ○ 81-14 Níquel satinado - Pantalla de tela blanca incluida
Satin nickel - White fabric shade included

VF CE RF850°C ® ENERGY SAVING

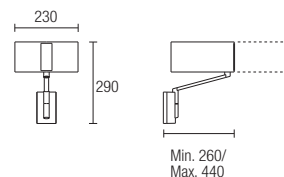


05-2817-81-14

1 x E-27 Max. 60 W esf. ø45 /
1 x E-27 PL Elec 15 W



Pantalla rotatoria
Rotatory shade



15

MODULO
ELECTRO

www.modulelectro.ru

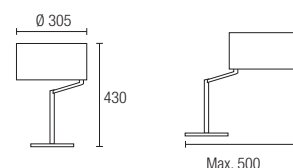


10-2817-81-14

1 x E-27 Max. 60W esf. ø45 /
1 x E-27 PL Elec 15W



Pantalla rotatoria
Rotatory shade

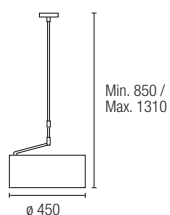


MODULO
ELECTRO
www.modulelectro.ru



00-2817-81-14



1 x E-27 Max. 150W /
1 x E-27 PL Elec 30W



T
wist

● ○ 81-14 Níquel satinado - Pantalla de tela blanca incluida
Satin nickel - White fabric shade included

VF CE RF 850°C ® ENERGY SAVING


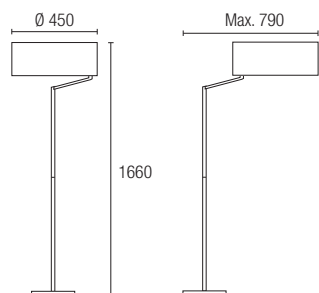
 **MODULO** 
ELECTRO
www.modulelectro.ru

25-2817-81-14

1 x E-27 Max. 150W /
1 x E-27 PL Elec 30W



Pantalla rotatoria
Rotatory shade





MODULO
ELECTRO
www.modulelectro.ru

New York

● ● 21-10 Cromo - Pantalla de tela naranja incluida
Chrome - Orange fabric shade included

● ○ 21-14 Cromo - Pantalla de tela blanca incluida
Chrome - White fabric shade included


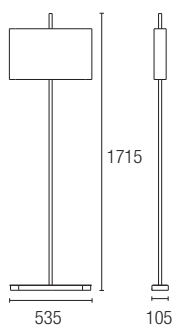
⊕ ⚡ CE RF 850°C Ⓡ ENERGY SAVING


2 Reactancias electrónicas incluidas
2 CE Electronic ballast included

MODULO
ELECTRO
www.modulelectro.ru

25-2818-21-10
25-2818-21-14

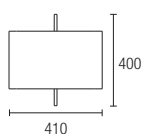
2 x 2G7 Max. 11W PHILIPS INCLUDED







05-2818-21-14
05-2818-21-10

2 x 2G7 Max. 9W PHILIPS INCLUDED



New York

-  21-10 Cromo - Pantalla de tela naranja incluida
Chrome - Orange fabric shade included
-  21-14 Cromo - Pantalla de tela blanca incluida
Chrome - White fabric shade included

 RF 850°C  ENERGY SAVING

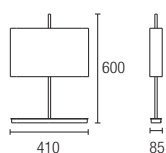
2 Reactancias electrónicas incluidas
2 CE Electronic ballast included



MODULO
ELECTRO
www.modulelectro.ru

10-2818-21-14
10-2818-21-10

2 x 2G7 Max. 9W PHILIPS INCLUDED





MODUL
ELECTRO
www.modulelectro.ru

*E*dimburgo

● ● D9-14 Pan de plata - Pantalla chinz blanca incluida
Silver leaf - White fabric shade included

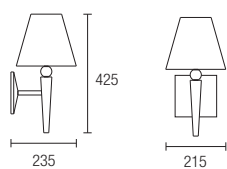
VF CE RF 850°C ® ENERGY SAVING



MODULO
ELECTRO
www.modulelectro.ru

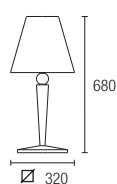
05-2797-D9-14

1 x E-27 Max. 60W /
1 x PL Elec. E-27 20W



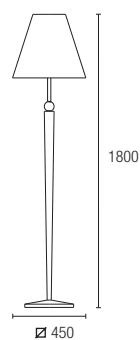
10-2797-D9-14


1 x E-27 Max. 100W /
1 x PL Elec. E-27 20W



25-2797-D9-14

3 x E-27 Max. 60W /
3 x PL Elec. E-27 20W





MODUL
ELECTRO
www.modulselectro.es

Canarias

- 81-82 Níquel satinado / Satin nickel
- 14 Pantalla de tela blanca / White fabric shade

Pantalla (PAN-090 / Pan 104) no incluida
Shade (PAN-090 / PAN 104) not included



Para conjunto completo solicite referencias de luminaria y pantalla
For complete set please order by separate fixture and shade references

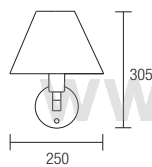
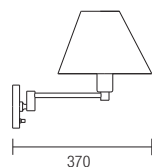


25

05-2565-81-82
+ Pan-090-14

1 x E-27 Max. 60W

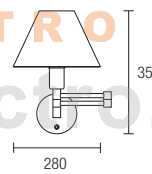
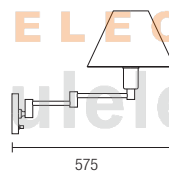
DIMMER



05-2566-81-82
+ Pan-090-14

1 x E-27 Max. 60W

DIMMER

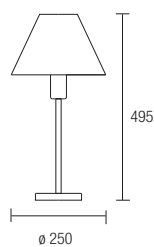


MODULO ELECTRO
www.modulelectro.ru

10-2564-81-82
+ Pan-090-14

1 x E-27 Max. 60W


DIMMER



25-2564-81-82
+ Pan-104-14

1 x E-27 Max. 60W

FOOT DIMMER





MODUL
ELECTRO
www.modul-electro.ru

Devon

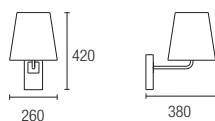
● ○ 21-14 Wengué / cromo - Pantalla tela de lino blanca incluida
Wenge / chrome - White fabric shade included

VF CE RF 850°C ENERGY SAVING



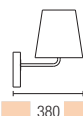

05-2825-21-14

1 x E-27 Max. 60W /
1 x PL Elec. E-27 20W




05-2826-21-14

2 x E-27 Max. 60W /
2 x PL Elec. E-27 20W



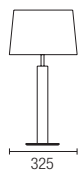
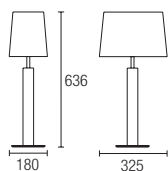
MODULO
ELECTRO

www.modulelectro.ru




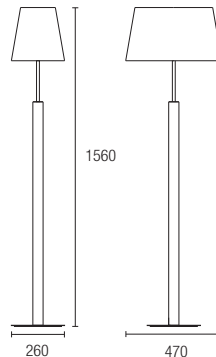
10-2825-21-14

1 x E-27 Max. 100W /
1 x PL E-27 20W



25-2825-21-14

1 x E-27 Max. 150W /
1 x PL E-27 23W





MODULO ELECTRO
www.modulelectro.ru

Cambridge

●● 21-92 Cromo - Pantalla wengué incluida
Chrome - Wenge shade included

VF CE RF 850°C ® ENERGY SAVING

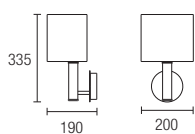


29

MODULO
ELECTRO
www.modulelectro.ru

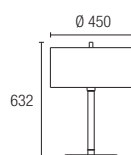
05-2795-21-92

1 x E-14 Max. 60W vela /
1 x PL Elec. E-14 11W



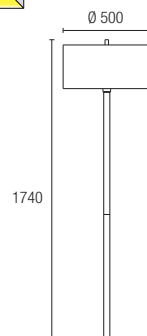
10-2795-21-92

1 x E-27 Max. 100W /
1 x PL Elec E-27 20W



25-2795-21-92

1 x E-27 Max. 150W /
1 x PL Elec. E-27 23W





MODULO
ELECTRO
www.modulelectro.ru

Coimbra

● ● 81-20/NS Níquel satinado - Pantalla plisada de tela beige incluida
Satin nickel - Beige pleated fabric shade included

VF CE RF 850°C ENERGY SAVING



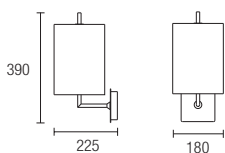
31

MODULO
ELECTRO
www.modulelectro.ru



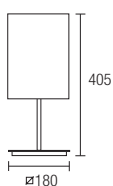
05-2824-81-20

1 x E-27 Max. 60W /
1 x E-27 PL Elec. 20W



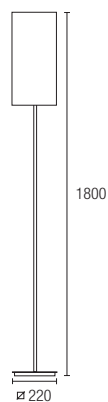
333-NS

1 x E-27 Max. 60W /
1 x E-27 PL Elec. 20W



335-NS

1 x E-27 Max. 60W /
1 x E-27 PL Elec. 30W





*B*oston

- ● 21-AK Cromo - Pantalla Negro Soirée incluida - Cristal fumé
Chrome - Black Soirée shade included - Fumé glass
- ○ 21-AL Cromo - Pantalla Blanco escarcha incluida- Cristal fumé
Chrome - Iced white shade included - Fumé glass

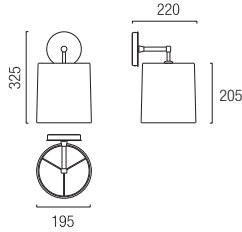




05-2591-21-AK
05-2591-21-AL (PHOTO)

1 x E-27 Max. 60W /

1 x E-27 PL Elec. OSRAM 15W ENERGY SAVING



33



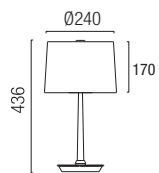
MODULO
ELECTRO
www.modulelectro.ru

10-2591-21-AK (PHOTO)
10-2591-21-AL

1 x E-27 ø45 Max. 60W



DIMMER



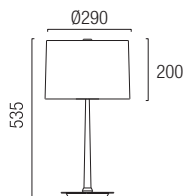
10-2592-21-AK
10-2592-21-AL (PHOTO)

1 x E-27 Max. 100W /

1 x E-27 PL Elec. OSRAM 7W ENERGY SAVING



DIMMER



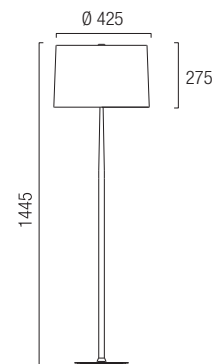
25-2591-21-AK (PHOTO)
25-2591-21-AL

1 x E-27 Max. 100W /

1 x E-27 PL Elec. OSRAM 20W ENERGY SAVING



DIMMER





MODULO
ELECTRO
www.module.es

Suite

● ● 81-AJ Níquel satinado - Pantalla de tela gris ópera incluida
Satin nickel - Opera grey fabric shade included

VF CE RF 850°C DIMMER ON - OFF DIMMER

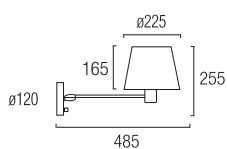


05-0381-81-AJ

1 x E-27 Max. 60W



DIMMER

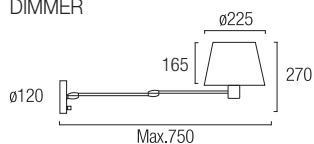


05-0382-81-AJ

1 x E-27 Max. 60W



DIMMER



MODUL
ELECTRO
www.modulelectro.ru

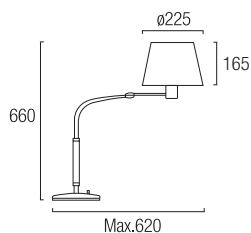


10-0381-81-AJ

1 x E-27 Max. 100W



DIMMER

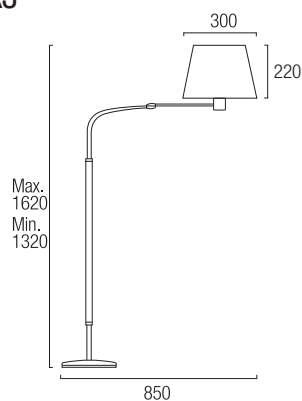



25-0381-81-AJ

1 x E-27 Max. 100W



FOOT DIMMER





MODULO
ELECTRO

www.modul-electro.ru

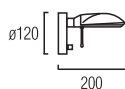


05-0378-81-B8

G9 Max. 75W 230V INCLUDED



DIMMER

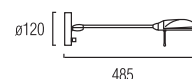


05-0379-81-B8

G9 Max. 75W 230V INCLUDED



DIMMER



● ○ 81-B8 Níquel satinado - Cristal opal satinado
Satin Nickel - Satin opal glas

Suite



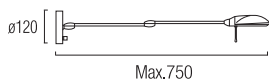


05-0380-81-B8

G9 Max. 75W 230V INCLUDED



DIMMER

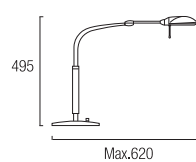


10-0378-81-B8

G9 Max. 75W 230V INCLUDED



DIMMER

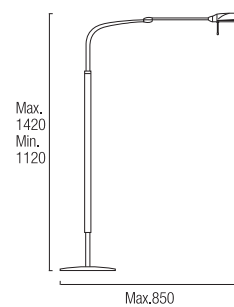


25-0378-81-B8

G9 Max. 75W 230V INCLUDED



FOOT DIMMER





MODULO
ELECTRO
www.modulele.com

Open

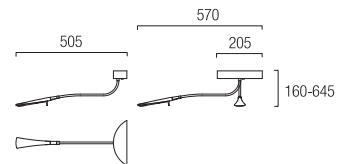
- ● AH-AH Aluminio ecobright
Ecobright aluminium
- ● 21-21 Cromo
Chrome

F CE RF 850°C ® ENERGY SAVING DIMMER ON - OFF



05-2708-21-21
05-2708-AH-AH (PHOTO)

LED OSTAR (OSRAM) 4,5W



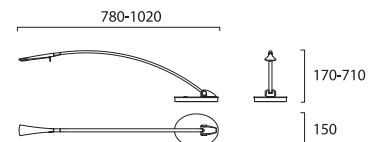
39



MODULO
ELECTRO
www.modulelectro.ru

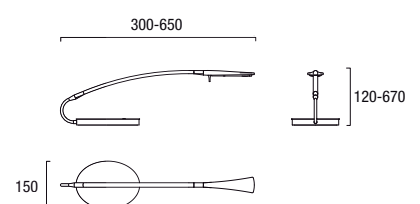
10-2708-21-21
10-2708-AH-AH (PHOTO)

LED OSTAR (OSRAM) 4,5W



10-2709-21-21 (PHOTO)
10-2709-AH-AH

LED OSTAR (OSRAM) 4,5W





MODULO
ELECTRO
www.modulelectro.com

● ● S8-82

Oro satinado pintado
Painted satin gold

● ● U4-82

Níquel satinado pintado
Painted satin nickel

○ 14

Pantalla de tela blanca
White fabric shade

○ 20

Pantalla de tela beige
Beige fabric shade



Pantalla de tela (PAN-103 / Pan 104) no incluida
Fabric shade (PAN-103 / PAN 104) not included

Para conjunto completo solicite referencias de luminaria y pantalla
For complete set please order by separate fixture and shade references


Hotels



Reactancia incorporada para bajo consumo
Incorporated ballast for compact fluorescent



Sistema patentado
Patented system



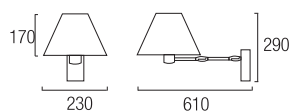
MODULO
ELECTRO
www.modulelectro.ru



05-2275-S8-82
+ Pan-103-20

05-2275-U4-82
+ Pan-103-14 (PHOTO)

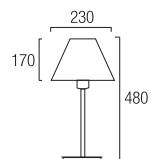
1 x E-27 Max. 60W



10-2271-S8-82
+ Pan-103-20 (PHOTO)

10-2271-U4-82
+ Pan-103-14

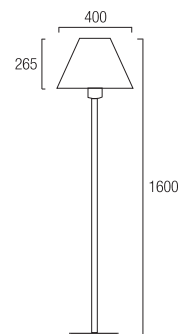
1 x E-27 Max. 60W



25-2271-S8-82
+ Pan-104-20 (PHOTO)

25-2271-U4-82
+ Pan-104-14

1 x E-27 Max. 100W





Office

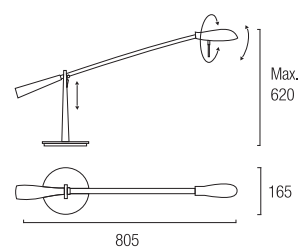
21-21 Cromo Chrome

□ F CE 0.2m RF 850°C



10-0080-21-21

G9 Max. 60W 230V INCLUDED





MODULO
ELECTRO
www.modulelectro.ru

- ○ 81-14 Níquel satinado - Pantalla de tela blanca incluida
Satin nickel - White fabric shade included
- ● 81-20 Níquel satinado - Pantalla de tela beige incluida
Satin nickel - Beige fabric shade included
- ● 81-05 Níquel satinado - Pantalla de tela negra incluida
Satin nickel - Black fabric shade included

⊕ ⚡ CE RF 850°C ENERGY SAVING

*B*almoral



MODULO
ELECTRO
www.modulelectro.com

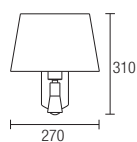


05-2814-81-14

05-2814-81-20

05-2814-81-05

1 x E-27 Max. 60W esf. ø45 /
1 x PL Elec. E-27 Max. 15W +
1 x Led 3W





MODUL
ELECTRO
www.modulelectro.ru

● GB Gris / blanco
Grey / white

● GN Gris / negro
Grey / black

□ V CE RF 850°C

*B*rest

Accesorio para pinza incluido
Clamp to desk accessory included



Para pared vertical
For vertical wall



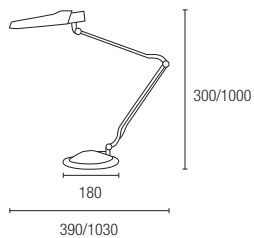
Para mesa horizontal
For horizontal table



MODULO
ELECTRO
www.modulelectro.ru

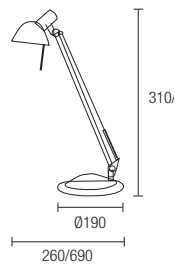
278-GB

1 x G23 11W INCLUDED ENERGY SAVING



275-GN

1 x G9 Max. 60W INCLUDED





MODULO
ELECTRO
www.modulo.com

- | | | | |
|-----------|---------------------------------|------|--------------------------------|
| ● ● 81-81 | Níquel satinado Satin nickel | ● 05 | Pantalla negra Black shade |
| ● ● 21-21 | Cromo Chrome | ○ 14 | Pantalla blanca White shade |
| | | ● 20 | Pantalla beige Beige shade |

Pantalla de tela (PAN-144 / Pan 145) no incluida
Fabric shade (PAN-144 / PAN 145) not included

Para conjunto completo solicite referencias de luminaria y pantalla
For complete set please order by separate fixture and shade references

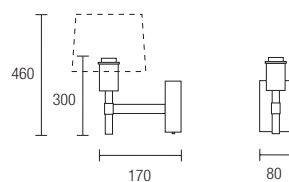
⊕ ⚡ CE RF 850°C ENERGY SAVING

*B*ristol



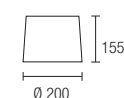
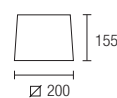
05-2815-81-81 + PAN
05-2815-21-21 + PAN

1 x E-27 Max. 60W esf. ø45 /
1 x PL Elec. E-27 Max. 15W



PAN-145-05 (PHOTO)
PAN 145-14
PAN 145-20

PAN-144-05
PAN 144-14
PAN 144-20 (PHOTO)



Posición indistinta UP & DOWN
UP&DOWN possible position



- | | | | |
|-----------|---------------------------------|------|--------------------------------|
| ● ● 81-81 | Níquel satinado Satin nickel | ● 05 | Pantalla negra Black shade |
| ● ● 21-21 | Cromo Chrome | ○ 14 | Pantalla blanca White shade |
| | | ● 20 | Pantalla beige Beige shade |

Pantalla de tela (PAN-144 / Pan 145) no incluida
Fabric shade (PAN-144 / PAN 145) not included

Para conjunto completo solicite referencias de luminaria y pantalla
For complete set please order by separate fixture and shade references

RF 850°C ENERGY SAVING

*B*ristol

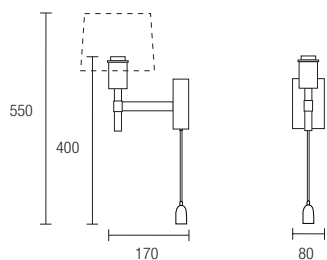


MODULO
ELECTRO
www.modulelectro.ru



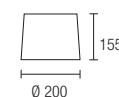
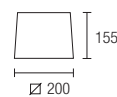
05-2816-81-81 + PAN
05-2816-21-21 + PAN

1 x E-27 Max. 60W esf. ø45 /
1 x PL Elec. E-27 Max. 15W +
1 Led x 3W



PAN-145-05 (PHOTO)
PAN 145-14
PAN 145-20

PAN-144-05
PAN 144-14
PAN 144-20 (PHOTO)





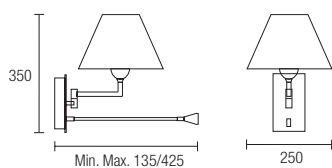
Oxford

●● 21-14 Cromo - Pantalla plisada de tela blanca incluida
Chrome - White pleated fabric shade included

⊕ ⚡ CE RF 850°C ENERGY SAVING

**05-2840-21-14**

1 x E-27 Max. 60W /
1 x PL-E-27 Max. 16W +
1 Led x 1W





MODULO
ELECTRO
www.modulelectro.ru

Lit

●● 81-81/NS Niquel satinado
Satin nickel

VF CE RF 850°C ® ENERGY SAVING

Driver incluido
Driver included

Interruptor incorporado
Switch included

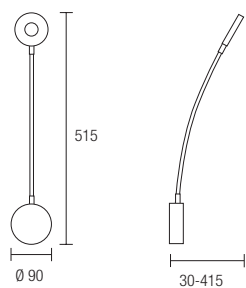
Cabezal orientable
Adjustable head





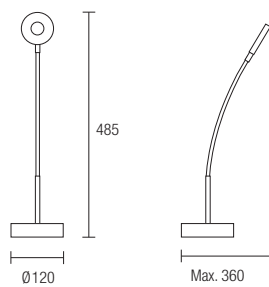
446-NS

30 Leds x 0.073W = 2.2W total INCLUDED



10-2842-81-81

30 Leds x 0.073W = 2.2W total INCLUDED





MODUL
ELECTRO
www.modulelectro.ru

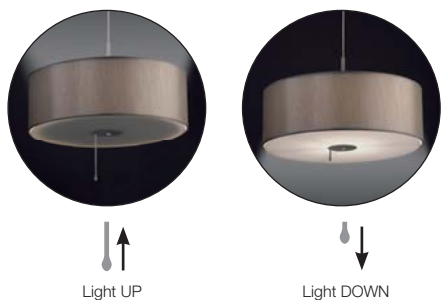
Up&down

81-AJ

Níquel satinado - Pantalla de tela gris ópera incluida
Satin nickel - Opera grey fabric shade included

CE RF 850°C ®

Iluminación direccional UP & DOWN
UP & DOWN directional light

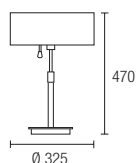


57

MODULO
ELECTRO
www.modulelectro.ru

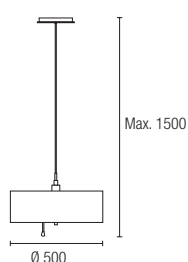
10-2713-81-AJ

1 x G9 Max. 75W
OSRAM INCLUDED



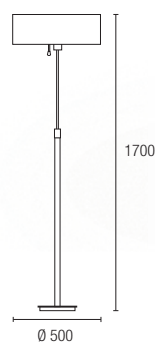
00-2713-81-AJ

1 x E-27 Halogen Max. 150W
OSRAM INCLUDED



25-2713-81-AJ

1 x E-27 Halogen Max. 150W
OSRAM INCLUDED






MODULO ELECTRO
www.modulelectro.ru

Cumbia

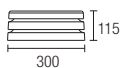
● ○ ● 21-AS Estructura cromo - Pantalla negro brillante / blanco brillante / cromo
Chrome structure - Shining black / shining white / chrome shade

⊕ F CE RF 850°C ® ENERGY SAVING



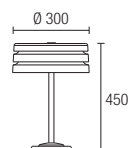
05-2785-21-AS

2 x PL Elec. E-27 Max. 20W INCLUDED



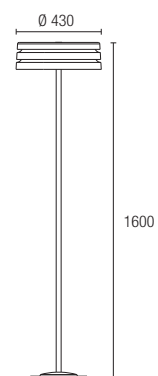
10-2785-21-AS

2 x PL Elec. E-27 Max. 16W INCLUDED



25-2785-21-AS

3 x PL Elec. E-27 Max. 20W INCLUDED





Laura

● ● 21-20

Cromo y pintura wengué - Pantalla de tela beige incluida
Chrome and wengé paint - Beige fabric shade included

⊕ ⚡ CE RF 850°C ®

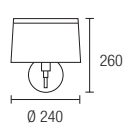
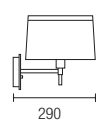
ON - OFF
DIMMER



MODULO
ELECTRO
www.modulelectro.ru

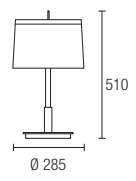
05-2690-21-20

1 x E-14 Max. 100W
DIMMER



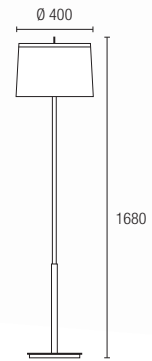
10-2690-21-20

1 x E-27 esf. ø45 Max. 60W
DIMMER



25-2690-21-20

1 x E-27 Max. 100W
FOOT DIMMER






MODUL
ELECTRO
www.modulselectro.ru

Stick

● ○ N3-14 Pintado gris - Pantalla plisada blanca incluida
Grey painted - White pleated shade included

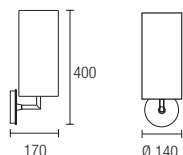
CE RF 850°C ENERGY SAVING



MODULO
ELECTRO
www.modulelectro.ru

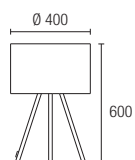
05-2828-N3-14

1 x E-27 Max. 60W /
1 x PL Elec. E-27 20W



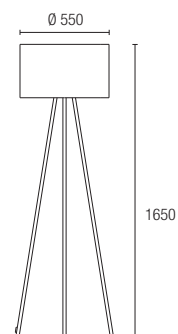
10-2828-N3-14

1 x E-27 Max. 100W /
1 x PL Elec. E-27 20W



25-2828-N3-14

3 x E-27 Max. 60W /
3 x PL Elec. E-27 20W





MODULO
ELECTRO
www.modulelectro.ru

Versalles

● ● D8-92

● ● D9-14

Pan de oro - Pantalla wengué incluida
Golden leaf - Dark walnut shade included

Pan de plata - Pantalla blanca incluida
Silver leaf - White shade included

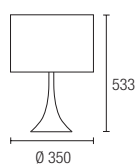


ENERGY SAVING



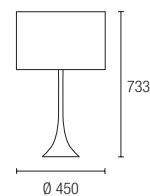
10-2792-D9-14
10-2792-D8-92 (PHOTO)

1 x E-27 Max. 100 W /
 1 x E-27 PL Elec. 20W



10-2793-D9-14 (PHOTO)
10-2793-D8-92

1 x E-27 Max. 150 W /
 1 x E-27 PL Elec. 30W





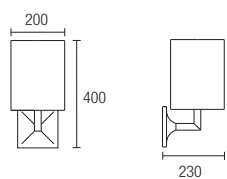
Chicago

● ○ Y2-20 Marrón envejecido - Pantalla beige incluida
Old brown - Beige shade included

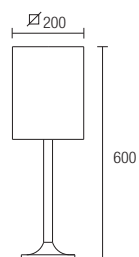
⚡ CE  850°C ENERGY SAVING

**05-2798-Y2-20**

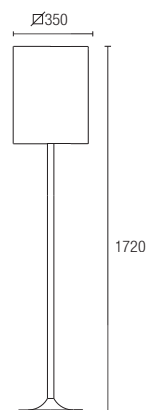
1 x E-27 Max. 60W /
1 x PL Elec. E-27 20 W

**10-2798-Y2-20**

1 x E-27 Max. 60W /
1 x PL Elec. E-27 20 W

**25-2798-Y2-20**

3 x E-27 Max. 60W /
3 x PL Elec. E-27 20 W





MODUL
ELECTRO
www.modulelectro.ru



Bremen

CR Cromo
Chrome


ENERGY SAVING

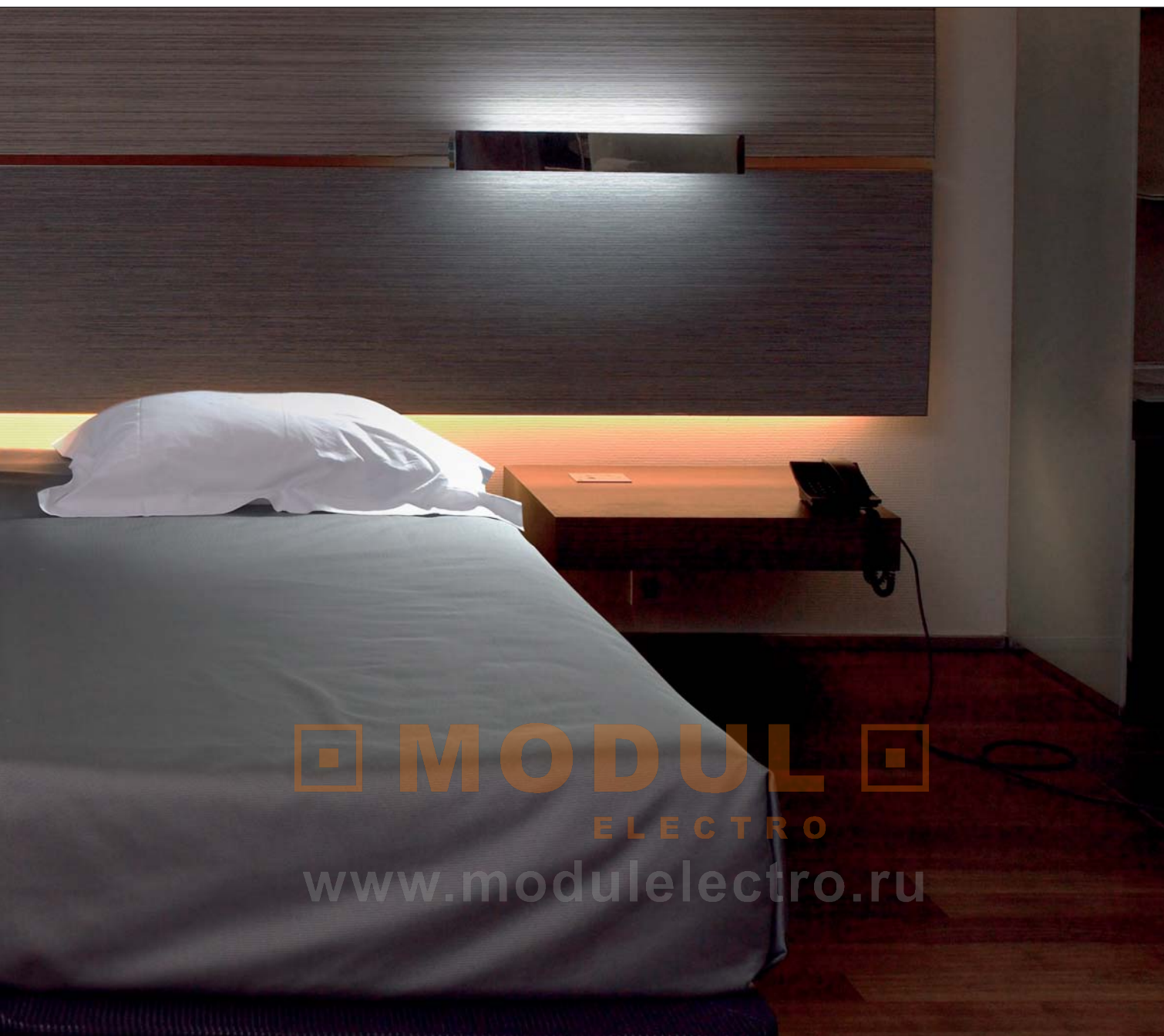
2 Reactancias electrónicas incluidas
2 CE Electronic ballast included

2 interruptores incorporados
2 switches incorporated

283-CR

2 x T5 13W INCLUDED






MODUL
ELECTRO
www.modulelectro.ru



284-CR

2 x T5 21W INCLUDED





Leather

● ○ T1-20


Níquel mate - Polypiel marrón / cristal - Pantalla de tela blanca incluida
Matt nickel - Brown polypiel / glass - White fabric shade included

▽ CE 



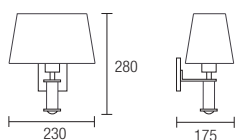
71

MODULO
ELECTRO
www.modulelectro.ru



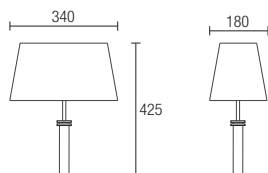
05-2567-T1-20

1 x E-27 Max. 60W



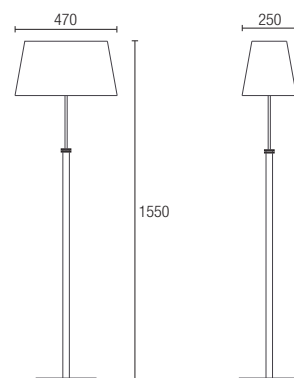
10-2567-T1-20

1 x E-27 Max. 60W



25-2567-T1-20

1 x E-27 Max. 100W





MODULO
ELECTRO
www.modulelectro.ru

Alu

● AL Aluminio satinado - Cristal satinado
Satin aluminium - Satin glass

⊕ ⚡ CE RF 850°C ®



443-AL

1 x R7s L= 118 Max. 150W INCLUDED



2 cristales templados satinados
Top & bottom satin tempered glasses



73



MODULO
ELECTRO

www.modulelectro.com

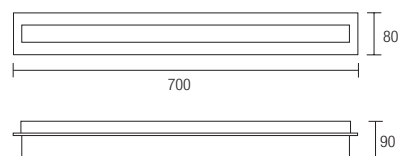
491-AL

1 x T5 14W INCLUDED ENERGY SAVING



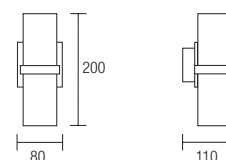
2 cristales satinados
Top & bottom satin glasses

CE Reactancia electrónica incluida
CE Electronic ballast included



456-AL

2 x G9 Max. 60W
2 x G9 40W OSRAM INCLUDED





MODUL
ELECTRO
www.modulelectro.com

Wing

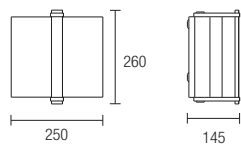
● ○ 81-E9 Níquel satinado - Metacrilato y vidrio satinado
Satin nickel - Mettacrilate and satin glass

⊕ ⚡ CE RF 850°C ® ENERGY SAVING



05-2829-81-E9

1 x E-27 Max. 60W /
1 x E-27 PL Elec 20 W





MODUL
ELECTRO
www.modulselectro.ru

● ● 81-AL Níquel satinado - Pantalla blanco escarcha
Satin nickel - Iced white shade

● ● 81-B9 Níquel satinado - Cristal óptico mate
Satin nickel - Matt optic glass

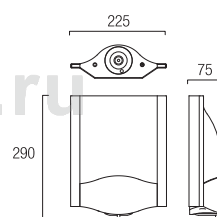
⊕ ⚡ CE RF 850°C ® ENERGY SAVING

Duo



05-2698-81-AL

G24d-2 18W +
LED 1W



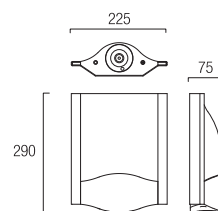
MODULO
ELECTRO


www.modulelectro.ru



05-2697-81-B9

G24d-2 18W +
LED 1W





Marc

81-14 Niquel satinado - Pantalla plisada blanca incluida
Satin nickel - White pleated shade included

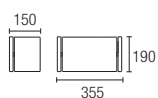
⊕ ⚡ CE RF 850°C ® ENERGY SAVING



MODULO
ELECTRO
www.modulelectro.ru

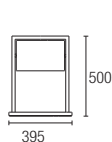
05-2827-81-14

2 x E-27 Max. 60W esf. ø45 /
2 x PL Elec. E-27 15W



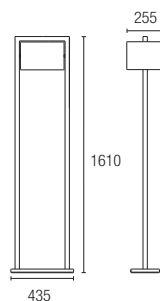
10-2827-81-14

2 x E-27 Max. 60W esf. ø45 /
2 x PL E-27 15W



25-2827-81-14

2 x E-27 Max. 75W /
2 x PL E-27 20W





MODUL
ELECTRO
www.modul-electro.ru

● ● AG-05 Aluminio con cromo - Pantalla negra incluida
Aluminium with chrome - Black shade included

● ○ AG-14 Aluminio con cromo - Pantalla blanca incluida
Aluminium with chrome - White shade included

VF CE RF 850°C ®  ON - OFF
DIMMER

Leila



2 PUSH DIMMER


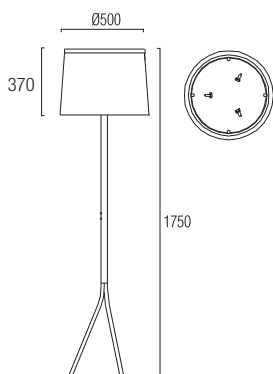



Sistema de doble iluminación
independiente Up & Down
Double independent lighting
system UP & DOWN

MODULO
ELECTRO
www.modulelectro.ru

25-2407-AG-05
25-2407-AG-14 (PHOTO)

3 x E-27 Max. 60W +
3 x G9 Max. 60W INCLUDED





Leila

● ● AG-05 Aluminio con cromo - Pantalla negra incluida
Aluminium with chrome - Black shade included

● ○ AG-14 Aluminio con cromo - Pantalla blanca incluida
Aluminium with chrome - White shade included

VF CE RF 850°C ®



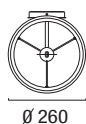
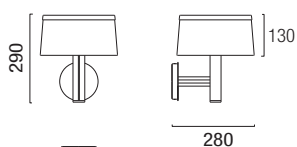
MODULO
ELECTRO
www.modulelectro.ru



Cristal óptico
Optic glass

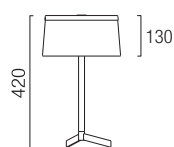
05-2407-AG-05
05-2407-AG-14 (PHOTO)

1 x G9 Max. 75W INCLUDED



10-2407-AG-05 (PHOTO)
10-2407-AG-14

1 x G9 Max. 75W INCLUDED





MODUL
ELECTRO
www.modulelectro.ru

○ ○ 14-14

Madera pintada blanca - Pantalla de tela blanca incluida
Wood painted in white - White fabric shade included

● ● 05-05

Madera pintada negra - Pantalla de tela negra incluida
Wood painted in black - Black fabric shade included

● ● 92-92

Madera wengé - Pantalla de tela marrón oscuro incluida
Wenge - Dark brown fabric shade included



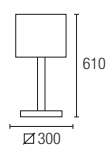
ENERGY SAVING

Madison



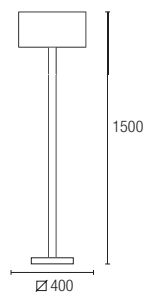
10-2819-14-14
10-2819-05-05
10-2819-92-92 (PHOTO)

1 x E-27 Max. 100 W /
1 x PL Elec. E-27 20W



25-2819-14-14
25-2819-05-05 (PHOTO)
25-2819-92-92

1 x E-27 Max. 150 W /
1 x PL Elec. E-27 30W



MODULO
ELECTRO
www.modulelectro.ru




Track

● ● 54-54 Aluminio anodizado
Anodized aluminium

∇ CE RF 850°C ® ENERGY SAVING

Se suministra para ir empotrado en superficies con facilidad de acceso posterior
Is supplied to be recessed on surfaces with ease of acces at the back

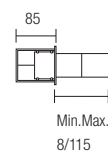
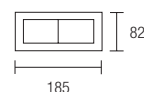


DERECHO
RIGHT



05-2823-54-54

1 Led x 3W



MODULO

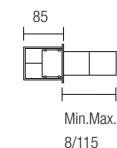
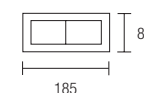
ELECTRO

IZQUIERDO
LEFT



05-2822-54-54

1 Led x 3W



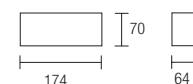
www.modulelectro.com

ACCESORIOS
ACCESORIES



71-2821-05-05

Caja para empotrar en pared
Flush fitting box





MODUL
ELECTRO
www.modulselectro.ru

Bed

●● 34-34 Pintado gris
Grey painted

⚡ CE RF 850°C Ⓜ Driver incluido
Driver included ENERGY SAVING



MODUL
ELECTRO
www.modulelectro.ru

05-2830-34-34

1 Led 3W



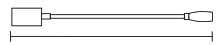
Min. Max. 150/530



Min. Max. 35/450

05-2831-34-34

1 Led 3W



Min. Max. 170/565



Min. Max. 35/450



MODUL
ELECTRO
www.modulelectro.ru

Wall

● ● 54-54 Aluminio anodizado
Anodized aluminium

□ V CE RF 850°C ® ENERGY SAVING




Driver incluido
Driver included




05-2835-54-54

1 Led x 1W


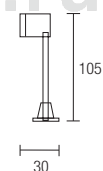


91



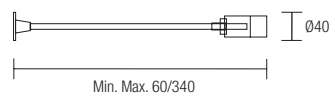
05-2834-54-54

1 Led x 1W



05-2836-54-54

1 Led x 3W





MODUL
ELECTRO
www.modul-electro.ru

Book

21-21 Cromo
Chrome

VF CE RF 850°C ENERGY SAVING

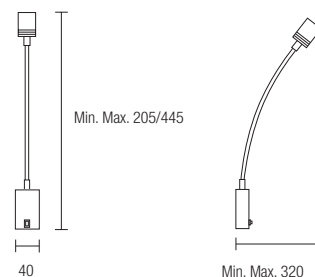


Driver incluido
Driver included



05-2845-21-21

1 Led x 3W




MODULO
ELECTRO
www.modulelectro.ru



05-2839-21-21

1 Led x 1W





MODUL
ELECTRO
www.modulelectro.ru

Book

●● 21-21 Cromo
Chrome


⚡ ⚡ CE RF 850°C Ⓜ ENERGY SAVING

Driver incluido
Driver included

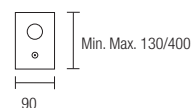


05-2837-21-21

1 Led x 1W



Min. Max. 85/420



Min. Max. 130/400

90

MODUL
ELECTRO

www.modulelectro.ru



05-2838-21-21


1 Led x 1W




Min. Max. 135/340



Ø80


MODUL
ELECTRO
www.modulelectro.ru


ELECTRO
www.modulelectro.ru

Bathrooms
Bathrooms



MODUL
ELECTRO
www.modulelectro.ru

Toilet



CR

Cromo - Policarbonato opal
Chrome - Opal polycarbonate

Reactancia electrónica PHILIPS incluida
PHILIPS Electronic ballast included





RF 850°C

IP 44

ENERGY SAVING

449-CR


1 x T5 21W INCLUDED



99

448-CR

1 x T5 14W INCLUDED

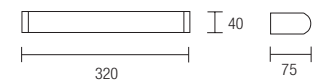


MODULO
ELECTRO

www.modulelectro.ru


447-CR

1 x T5 8W INCLUDED



457-CR

1 x 2G11 24W INCLUDED





MODULE
ELECTRO
www.modulelectro.ru

Toilet Q

● CR Cromo - Policarbonato opal
Chrome - Opal polycarbonate

⚡ ⚡ ⚡ ⚡ ⚡ ⚡ ⚡ ⚡ ⚡ ⚡
RF 850°C IP 44 Ⓡ ENERGY SAVING

Reactancia electrónica PHILIPS incluida
PHILIPS Electronic ballast included



MODUL
ELECTRO
www.modulelectro.ru


515-CR

1 x T5 8W INCLUDED




516-CR

1 x T5 14W INCLUDED



517-CR

1 x T5 21W INCLUDED





MODUL
ELECTRO
www.modulelectro.ru

Lorient

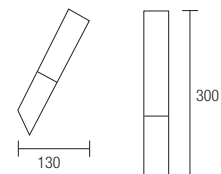
● CR Cromo - Cristal opal
Chrome - Opal glass

⊕ ⚡ CE RF 850°C ▲ IP 44



324-CR

1 x G9 Max. 60W OSRAM INCLUDED



MODULO
ELECTRO
www.modulelectro.ru

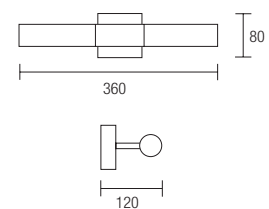


323-CR

2 x G9 Max. 40W OSRAM INCLUDED



Posición vertical y horizontal
Vertical and horizontal position





Bath

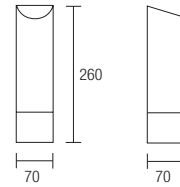
- CR Cromo - Cristal opal
Chrome - Opal glass
- NS Níquel satinado - Cristal opal
Satin nickel - Opal glass
- AL Aluminio satinado - Cristal templado satinado
Satin aluminium - Satin tempered glass

VF CE RF 850°C ▲ IP 44



408-NS

1 x E-27 PL Elec. 20W INCLUDED ENERGY SAVING



105

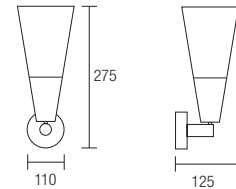
MODULO ELECTRO

www.modulselectro.ru



407-CR

1 x G9 Max. 60W OSRAM INCLUDED

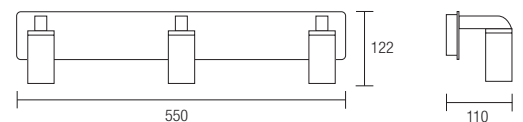


452-AL

3 x G9 Max. 60W /
3 x G9 40W OSRAM INCLUDED



Posición indistinta UP & DOWN
UP&DOWN possible position





MODUL
ELECTRO
www.modulelectro.ru

Onda

○ BL Cristal satinado
Satin glass

⊕ ∇ CE RF 850°C ▲ IP 44 ®

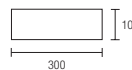
Acabado de las partes metálicas en lacado blanco
Metal parts finished in white lacquer

Incorpora kit para intalación directa encima de espejo
Incorporates kit for direct installation on top of the mirror



485-BL

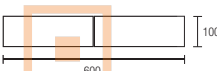
1 x G9 Max. 75W OSRAM INCLUDED




107

486-BL


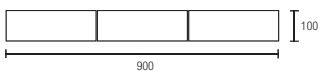
2 x G9 Max. 75W OSRAM INCLUDED




www.modulelectro.ru


487-BL

3 x G9 Max. 75W OSRAM INCLUDED




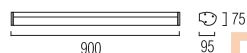
05-0265-Y6-M1

T5 24W INCLUDED



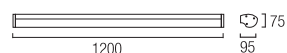
05-0266-Y6-M1

T5 39W INCLUDED



05-0267-Y6-M1

T5 54W INCLUDED



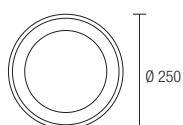


MODUL
ELECTRO
www.modulelectro.ru

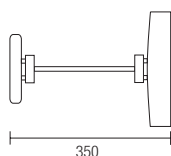
476-CR

1 x T5 22W 4000K PHILIPS INCLUDED

⚠ IP 44



Espejo de aumento x3
Espejo orientable horizontalmente
Cable eléctrico blanco
Interruptor incorporado



Magnifying mirror x3
Horizontally adjustable mirror
White electrical cable
Switch incorporated




● ES-CR Espejo - Cromo
● Mirror - Chrome

⚡ ⚡ ⚡ RF 850°C ENERGY SAVING

Reactancia electrónica PHILIPS incluida
PHILIPS electronic ballast included

Reflex



MODULO ELECTRO

www.moduloelectro.ru




Reflex

● ● ES-CR Espejo - Cromo
Mirror - Chrome

⚡ IP 23 CE RF 850°C ENERGY SAVING

Reactancia electrónica incluida
CE electronic ballast included

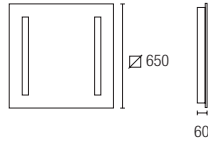


468-ES

2 x 2G11 55W INCLUDED



Incorpora sistema anti-vaho
Defogster system included

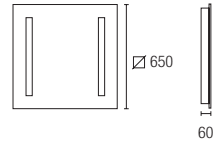


425-ES

2 x 2G11 55W INCLUDED



Incorpora sistema anti-vaho
Defogster system included

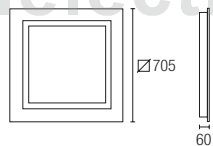


469-ES

4 x 2G11 40W INCLUDED



Incorpora sistema anti-vaho
Defogster system included

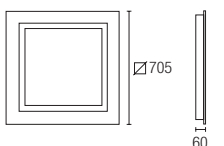


427-ES


4 x 2G11 40W INCLUDED



Incorpora sistema anti-vaho
Defogster system included



MODULO ELECTRO
www.modulelectro.ru

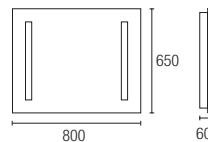


467-ES

2 x 2G11 55W INCLUDED



Incorpora sistema anti-vaho
Defogster system included

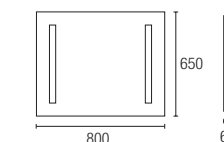


426-ES

2 x 2G11 55W INCLUDED



Incorpora sistema anti-vaho
Defogster system included





MODULO
ELECTRO
www.modulelectro.ru

- BL Blanco - Cristal templado
White - Tempered glass
- CR Cromo - Cristal templado
Chrome - Tempered glass
- NS Níquel satinado - Cristal templado
Satin nickel - Tempered glass

III CE

Transformador no incluido
Transformer not included

Empotrable en techo
Recessed on ceiling



320-BL



320-CR



320-NS

320-BL
320-CR
320-NS

1 x GU-5.3 Max. 50W 12V





MODUL
ELECTRO
www.modulelectro.ru

Luxe

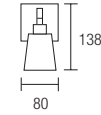
● CN Cromo negro - Cristal extra blanco
Black chrome - Extra white glass

⊕ ⚡ CE RF 850°C ® ▲ IP 44



518-CN

1 x G9 Max. 60W OSRAM INCLUDED

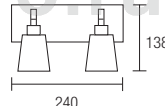


115



519-CN

2 x G9 Max. 60W /
2 x G9 40W OSRAM INCLUDED

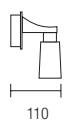
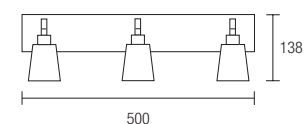



MODUL
ELECTRO
www.modulelectro.ru




520-CN

3 x G9 Max. 60W /
3 x G9 40W OSRAM INCLUDED




MODUL
ELECTRO
www.modulelectro.ru

The logo for MODUL ELECTRO features the word "MODUL" in a large, bold, sans-serif font, flanked by two square icons containing a smaller square. Below "MODUL" is the word "ELECTRO" in a smaller, all-caps, sans-serif font.

MODUL
ELECTRO
www.modulelectro.ru

Public areas Public areas



*F*lat

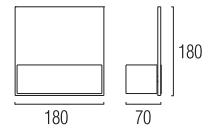
● ○ 81-B9 Níquel satinado - Cristal óptico
Satin nickel - Optic glass

⊕ ⚡ CE RF 850°C



05-0570-81-B9

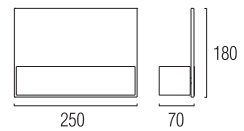
R7s L=78 Max. 100W INCLUDED



119

05-2366-81-B9

G24d-2 18W ENERGY SAVING



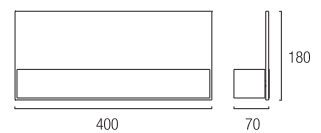

ELECTRO

www.modulelectro.ru



05-2367-81-B9

2 x G24d-2 18W ENERGY SAVING



Cristal inferior
Lower glass



MODUL
ELECTRO
www.modulelectro.ru

Half

● CR Cromo - Cristal satinado
Chrome - Satin glass

⊕ ⚡ CE RF 850°C

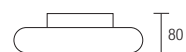


492-CR

1 x R7s L= 118 Max. 150W INCLUDED



2 cristales templados satinados
Top & bottom satin tempered glasses




493-CR

1 x T5 14W INCLUDED ENERGY SAVING



2 cristales satinados
Top & bottom satin glasses

CE Reactancia electrónica incluida
CE Electronic ballast included



MODULO
ELECTRO
www.modulelectro.ru



MODUL
ELECTRO
www.modulelectro.ru

Pop

● ● 21-21 Cromo
Chrome




BC Pantalla serigrafiada no incluida
Serigraphic shade not included




Para conjunto completo solicite referencias de luminaria y pantalla
For complete set please order by separate fixture and shade references




Pan-133-BC



Pan-135-BC




Pan-138-BC




Pan-139-BC



Pan-140-BC



Pan-141-BC



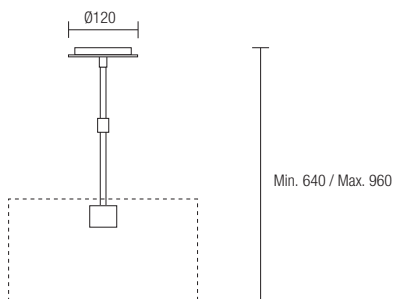
MODULO ELECTRO

00-2843-21-21 + Pan 135-BC (PHOTO)

1 x E-27 Max. 150 W /
1 x E-27 PL Elec 23 W



Tubo extensible
Telescopic tube





MODUL
ELECTRO
www.modulelectro.ru

Pop

● ● 21-21 Cromo
Chrome



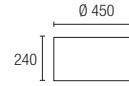
BC Pantalla serigrafiada no incluida
Serigraphic shade not included



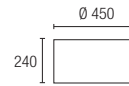
Para conjunto completo solicite referencias de luminaria y pantalla
For complete set please order by separate fixture and shade references




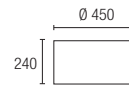
Pan-133-BC



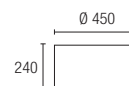
Pan-135-BC




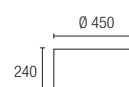
Pan-138-BC




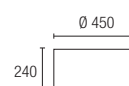
Pan-139-BC



Pan-140-BC



Pan-141-BC

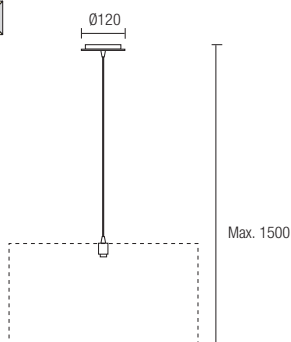


MODULO
ELECTRO

www.moduloelectro.ru

00-2844-21-21 + Pan 133-BC (PHOTO)

1 x E-27 Max. 150 W /
1 x E-27 PL Elec 23 W





MODULO
ELECTRO
www.modulelectro.ru



AP-05

Pantalla interior plisada dorada - Lacado negro
Golden pleated interior shade - Black lacquered



AQ-78

Pantalla interior plisada plata - Lacado blanco
Silver pleated interior shade - White lacquered

Umbrella



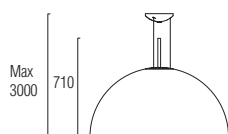
ENERGY SAVING



MODULO
ELECTRO
www.modulelectro.ru

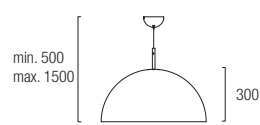
00-2726-AQ-78 (PHOTO)
00-2726-AP-05

3 x PL E-27 OSRAM 23W



00-2727-AQ-78
00-2727-AP-05 (PHOTO)

3 x PL E-14 OSRAM 11W






Umbrella

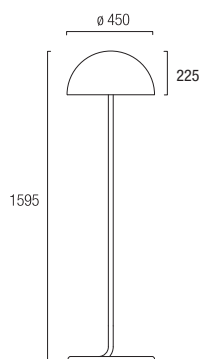
- ● AP-05 Pantalla interior plisada dorada - Lacado negro
Golden pleated interior shade - Black lacquered
- ● AQ-78 Pantalla interior plisada plata - Lacado blanco
Silver pleated interior shade - White lacquered

⊕ ⚡ CE 850°C ® ENERGY SAVING

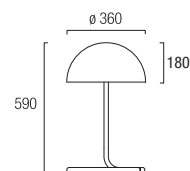


MODULO
ELECTRO
www.modulselectro.ru

25-2726-AQ-78
25-2726-AP-05 (PHOTO)
3 x PL E-14 OSRAM 11W



10-2726-AQ-78
10-2726-AP-05
2 x PL E-14 OSRAM 11W





MODUL
ELECTRO
www.modulelectro.ru

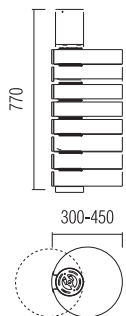


MODUL
ELECTRO
www.modulselectro.ru



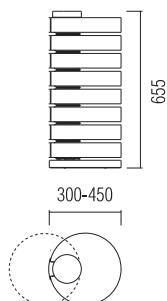
15-2705-21-AL

T5 24W INCLUDED



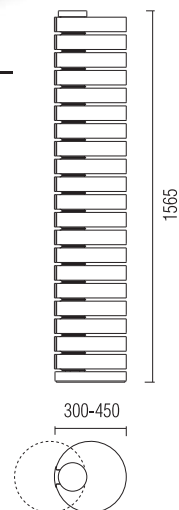
10-2705-21-AL


T5 24W INCLUDED



25-2705-21-AL

T5 80W INCLUDED





MODUL
ELECTRO
www.modulelectro.ru

Camaleon

○ ○ 14-00

Blanco
White

● ● J2-00

Anodizado plata
Anodized silver

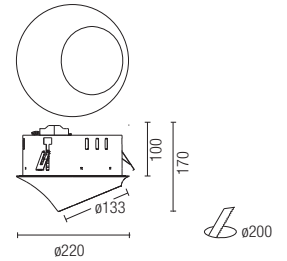
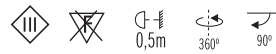
CE IP 20 

Ver datos pág. 176
See dates pag. 176.



DN-1302-J2-00
DN-1302-14-00

QR-111 G53 12V Max. 100W



DN-1305-J2-00
DN-1305-14-00

CDM-R111 GX8.5 230V Max. 70W

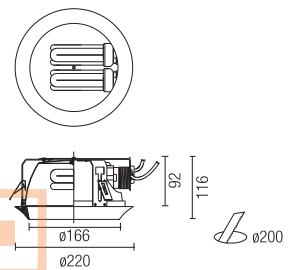


DN-1301-J2-00
DN-1301-14-00

GX24q-3 230V 2x26/32W



 Equipo electrónico
 Electronic gear



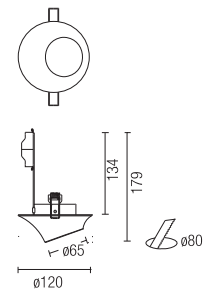
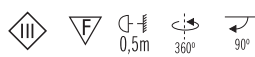
MODULO
ELECTRO

www.modulelectro.ru



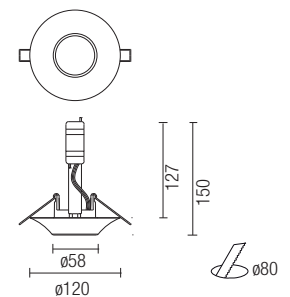
DN-1304-J2-00
DN-1304-14-00

QR-CBC51 GU5.3 12V Max. 50W



DN-1303-J2-00
DN-1303-14-00

QR-CBC51 GU5.3 12V Max. 50W






Trimium

● ○ N3-B9 Gris - Cristal arenado
Grey - Matt glass

○ ○ 14-B9 Blanco - Cristal arenado
White - Matt glass

⊕ ⚡ ⚠ IP 44 Ⓢ-0.2m CE RF 850°C ENERGY SAVING

 Empotrable en techo
Recessed on ceiling

Ver datos pág. 176
See dates pag. 176

DN-0951-14-B9
DN-0951-N3-B9
TC-D G24d-2 230V 2 x 18W

DN-0952-14-B9
DN-0952-N3-B9
TC-D G24d-3 230V 2 x 26W

 Equipo magnético
Magnetic gear

DN-0950-14-B9
DN-0950-N3-B9
TC-TEL GX24q-3 + q-4
230V 1 x 26/32/42W

DN-0954-14-B9
DN-0954-N3-B9
TC-TEL GX24q-3 + q-4
230V 2 x 26/32/42W

DN-0953-14-B9
DN-0953-N3-B9
TC-DEL G24q-2 230V 2 x 18W

 Equipo electrónico
Electronic gear

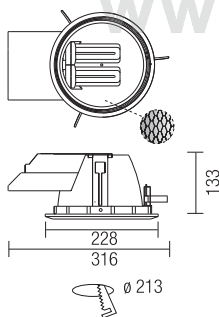
DN-0970-14-B9
DN-0970-N3-B9
TC-TEL GX24q-3 + q-4
230V 1 x 26/32/42W

DN-0972-14-B9
DN-0972-N3-B9
TC-TEL GX24q-3 + q-4
230V 2 x 26/32/42W

DN-0971-14-B9
DN-0971-N3-B9
TC-DEL G24q-2 230V 2 x 18W

 Equipo electrónico
Electronic gear

Regulable 1-10V
Dimmable 1-10V



DN-0980-14-B9
DN-0980-N3-B9
TC-TEL GX24q-3 + q-4
230V 2 x 26/32/42W

DN-0982-14-B9
DN-0982-N3-B9
TC-TEL GX24q-3 + q-4
230V 1 x 26/32/42W

DN-0981-14-B9
DN-0981-N3-B9
TC-DEL G24q-2 230V 2 x 18W

 Equipo electrónico
Electronic gear

DALI/push pull

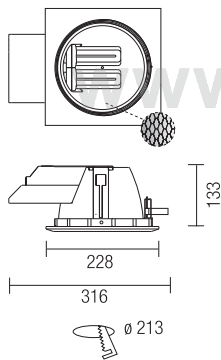
DN-0990-14-B9
DN-0990-N3-B9
TC-DEL GX24q-3 + q-4
230V 1 x 26W

DN-0992-14-B9
DN-0992-N3-B9
TC-DEL GX24q-3 + q-4
230V 2 x 26W

DN-0991-14-B9
DN-0991-N3-B9
TC-DEL G24q-2 230V 2 x 18W

 Equipo electrónico
Electronic gear

Emergencia (1 hora)
Emergency (1hour)



DN-0961-14-B9
DN-0961-N3-B9

TC-D G24d-2 230V 2 x 18W

DN-0962-14-B9
DN-0962-N3-B9

TC-D G24d-2 230V 2 x 18W

 Equipo magnético
Magnetic gear

DN-0960-14-B9
DN-0960-N3-B9

TC-TEL GX24q-3 + q-4
230V 1 x 26/32/42W

DN-0963-14-B9
DN-0963-N3-B9

TC-DEL G24q-2 230V 2 x 18W

DN-0964-14-B9
DN-0964-N3-B9

TC-TEL GX24q-3 + q-4
230V 2 x 26/32/42W

 Equipo electrónico
Electronic gear

DN-0975-14-B9
DN-0975-N3-B9

TC-TEL GX24q-3 + q-4
230V 1 x 26/32/42W

DN-0976-14-B9
DN-0976-N3-B9

TC-DEL G24q-2 230V 2 x 18W

DN-0977-14-B9
DN-0977-N3-B9







TC-TEL GX24q-3 + q-4
230V 2 x 26/32/42W


 Equipo electrónico
Electronic gear

Regulable 1-10V
Dimmable 1-10V

● ○ N3-B9 Gris - Cristal arenado
Grey - Matt glass

○ ○ 14-B9 Blanco - Cristal arenado
White - Matt glass

   **IP 44**    **ENERGY SAVING**

 Empotrable en techo
Recessed on ceiling

Ver datos pág. 176
See dates pag. 176



DN-0985-14-B9

DN-0985-N3-B9

TC-TEL GX24q-3 + q-4
230V 1 x 26/32/42W

DN-0986-14-B9


DN-0986-N3-B9

TC-DEL G24q-2 230V 2 x 18W

DN-0987-14-B9

DN-0987-N3-B9

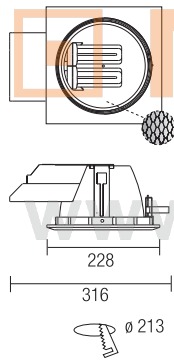
TC-TEL GX24q-3 + q-4
230V 2 x 26/32/42W

 Equipo electrónico DALI/push pull
Electronic gear

DN-0995-14-B9

DN-0995-N3-B9

TC-DEL GX24q-3 + q4
230V 1 x 26W



DN-0996-14-B9


DN-0996-N3-B9

TC-DEL G24q-2 230V 2 x 18W

DN-0997-14-B9

DN-0997-N3-B9

TC-DEL GX24q-3 + q4
230V 2 x 26W

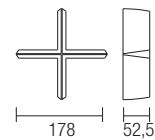
 Equipo electrónico Emergencia (1 hora)
Electronic gear Emergency (1hour)

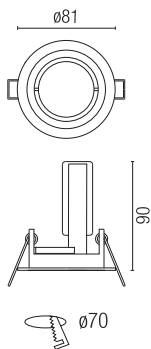


ACCESORIOS
ACCESORIES

ACT-0233-00-00

Cruz baja luminancia.
Low luminance cross louvre.

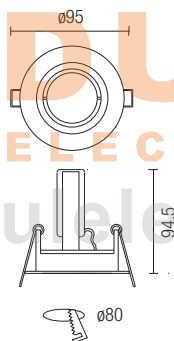




DN-0522-14-00
 DN-0522-N3-00
 DN-0522-S2-00
 DN-0522-60-00

QR-CBC51 GU5.3 12V Max. 50W

Para QR-CBC51 ≤35W



DN-0521-14-00
 DN-0521-N3-00
 DN-0521-S2-00
 DN-0521-60-00

QR-CBC51 GU5.3 12V Max. 50W

Para QR-CBC51 ≤35W

N3-00 Gris - Cristal arenado
 Grey - Matt glass

14-00 Blanco - Cristal arenado
 White - Matt glass

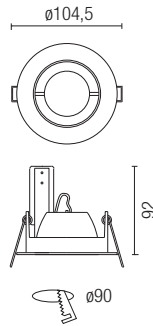
60-00 Negro - Cristal arenado
 Black - Matt glass

S2-00 Aluminio cepillado - Cristal arenado
 Polished aluminium - Matt glass

IP 20


Empotrable en techo
 Recessed on ceiling

Ver datos pág. 176
 See dates pag. 176




DN-0520-14-00
DN-0520-N3-00
DN-0520-S2-00
DN-0520-60-00

QR-CBC51 GU5.3 12V Max. 50W

  Para QR-CBC51 $\leq 35W$

139

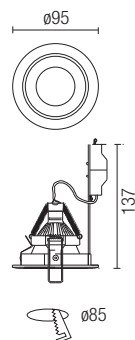


DN-0524-14-00
DN-0524-N3-00
DN-0524-S2-00
DN-0524-60-00

QR-CBC51 GU5.3 12V Max. 50W

 Para QR-CBC51 $\leq 35W$

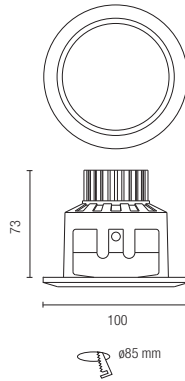
www.modulselectro.ru



DN-0610-14-00
DN-0610-N3-00
DN-0610-S2-00
DN-0610-60-00

QR-CBC51 GU5.3 12V Max. 50W

 Para QR-CBC51 $\leq 35W$



DN-1003-14-B9
 DN-1003-60-B9
 DN-1003-N3-B9
 DN-1003-S2-B9

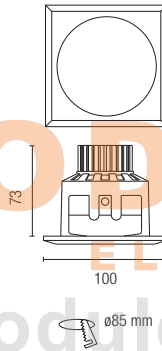
QR-CBC51 GU5.3 12V Max. 50W

III ✕ F Para QR-CBC51 ≤35W

DN-1004-14-B9
 DN-1004-60-B9
 DN-1004-N3-B9
 DN-1004-S2-B9

QT-12 GY6,35 12V Max. 100W

III ✕ F Para QT-12 ≤50W



DN-1009-14-B9
 DN-1009-60-B9
 DN-1009-N3-B9
 DN-1009-S2-B9

QR-CBC51 GU5.3 12V Max. 50W

III ✕ F Para QR-CB51 ≤35W

DN-1010-14-B9
 DN-1010-60-B9
 DN-1010-N3-B9
 DN-1010-S2-B9

QT-12 GY6,35 12V Max. 100W

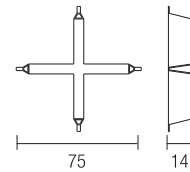
III ✕ F Para QT-12 ≤50W



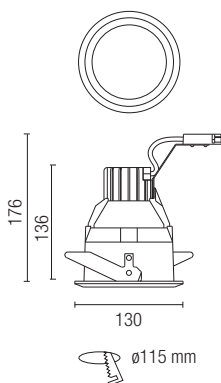
ACCESORIOS
 ACCESSORIES

ACT-0294-00-B9

Cruz baja luminancia.
 Low luminance cross louvre.



- ○ N3-B9 Gris - Cristal arenado
Grey - Matt glass
- ○ 14-B9 Blanco - Cristal arenado
White - Matt glass
- ○ 60-B9 Negro - Cristal arenado
Black - Matt glass
- ○ S2-B9 Aluminio cepillado - Cristal arenado
Polished aluminium - Matt glass



DN-1000-14-B9
DN-1000-60-B9
DN-1000-N3-B9
DN-1000-S2-B9

TC-TEL GX24q-3 230V 26W ENERGY SAVING



Equipo electrónico
Electronic gear

DN-1002-14-B9
DN-1002-60-B9
DN-1002-N3-B9
DN-1002-S2-B9

QT-TC G8.5 12V Max. 60W

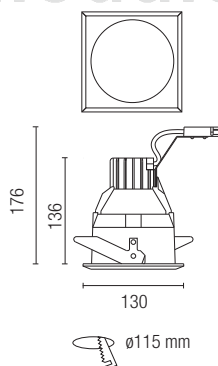


141

MODULO

ELECTRO

www.modulelectro.com



DN-1006-14-B9
DN-1006-60-B9
DN-1006-N3-B9
DN-1006-S2-B9

TC-TEL GX24q-3 230V 26W ENERGY SAVING



Equipo electrónico
Electronic gear

DN-1008-14-B9
DN-1008-60-B9
DN-1008-N3-B9
DN-1008-S2-B9

QT-TC G8.5 12V Max. 60W



IP 54



Empotrable en techo
Recessed on ceiling

Ver datos pág. 176
See dates pag. 176

Trimium S130

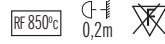




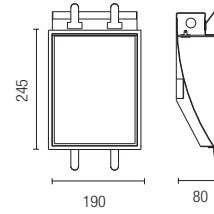
EP-0344-N3-XY


TC-TEL GX24q-3 230V 26W

ENERGY SAVING



 Equipo electrónico
Electronic gear



 215 x 345 mm con caja / with box

 180 x 240 mm sin caja / without box

EP-0345-N3-XY

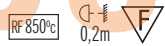
QT-DE R7s 230V Max. 150W



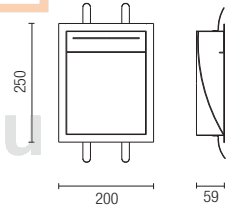
EP-0346-N3-XY


TC-DEL G24q-2 230V 18W


ENERGY SAVING



 Equipo electrónico
Electronic gear



 215 x 345 mm con caja / with box

 190 x 240 mm sin caja / without box

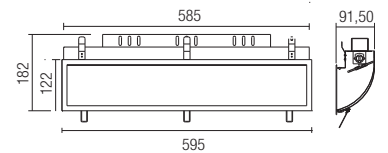
EP-0347-N3-XY

TL5 G5 230V 24W

ENERGY SAVING



 Equipo electrónico
Electronic gear



 589 x 109 mm





Signo

● ○ N3-XY Gris
Grey

● ○ N3-00 Gris
Grey

⚡ CE RF 850°C

Ver datos pág. 176
See dates pag. 176



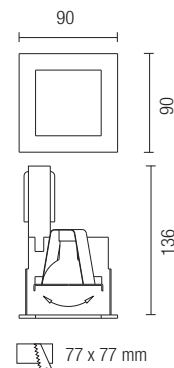
EP-0348-N3-00

QR-CBC51 GU5.3 12V Max. 50W

IP 20 0,5m

Para QR-CBC51 ≤35W

Empotrable en techo
Recessed on ceiling

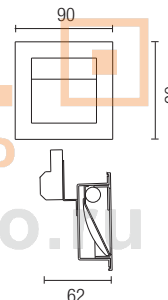


EP-0349-N3-XY

Halopin G9 230V Max. 25W

IP 20 0,5m

Empotrable en pared
Recessed on wall



80 x 106 mm con caja / with box

77 x 77 mm sin caja / without box

EP-0356-N3-00

Led 1,2W **ENERGY SAVING**

MODULO ELECTRO
www.modulelectro.ru

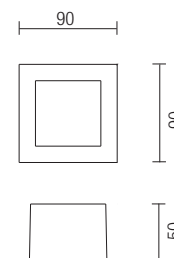


EP-0360-N3-XY

Led 1,2W INCLUDED **ENERGY SAVING**

IP 43 0,1m

Empotrable en techo
Recessed on ceiling



80 x 106 mm con caja / with box

77 x 77 mm sin caja / without box

ACCESORIOS ACCESSORIES

ACT-0364-00-00

Filtros de color
Color filters



ACT-0365-00-00

Pictogramas
Pictogramas





MODUL
ELECTRO
www.modulelectro.ru

Ledio

● ● N3-00 Gris
Grey

● ● S2-00 Aluminio cepillado
Polished aluminium

⚡ CE IP 20 ENERGY SAVING

Ver datos pág. 176
See dates pag. 176.

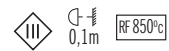



DN-0470-S2-00

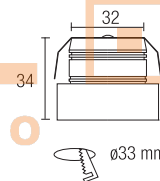
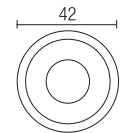

Led 1,2W 15° INCLUDED
5500-6000 °K

DN-0510-S2-00

Led 1,2W 15° INCLUDED
3000-3500 °K



 Empotrable en techo
Recessed on ceiling



MODULO
ELECTRO
www.modulelectro.ru


ACCESORIOS ACCESORIES

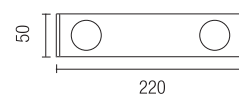

ACT-0458-N3-00

Base de montaje para 2 luminarias
Mounting base for 2 muninaires



 Equipo electrónico
Electronic gear

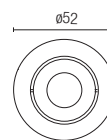
 Montaje en superficie
Surface mounted





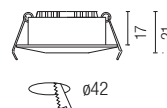
DN-0472-S2-00

Led 1,2W 15° INCLUDED
5500-6000 °K



DN-0511-S2-00

Led 1,2W 15° INCLUDED
3000-3500 °K

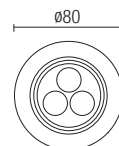


III **IP 20** 0,1m RF 850°C ±15°



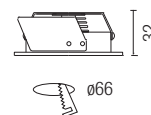
DN-0297-N3-00

Led 3 x 1,2W 15° INCLUDED
5500-6000 °K



DN-0512-N3-00

Led 3 x 1,2W 15° INCLUDED
3000-3500 °K



III **IP 20** 0,1m RF 850°C ±15°

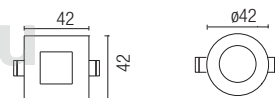
MODULO
ELECTRO

www.modulselectro.ru



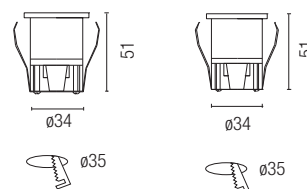
DN-0289-N3-00

Led 1,2W INCLUDED



DN-0290-N3-00

Led 1,2W INCLUDED



III **IP 41** 0,1m RF 850°C

DN-0289

DN-0290

● ● N3-00 Gris Grey

● ● S2-00 Aluminio cepillado Polished aluminium

● ● 00-B9 Cristal arenado Matt glass

F CE ENERGY SAVING

Ver datos pág. 176
See dates pag. 176

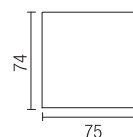


AP-0501-S2-00

Led 1,2W 15° INCLUDED

IP 20 $\frac{G}{0,1m}$

Equipo electrónico
Electronic gear



149

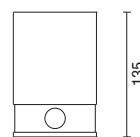
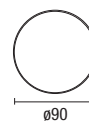


EP-0506-00-B9

Led 1,2W INCLUDED

IP 66 IK 09 $\frac{G}{0,1m}$ RF 850°C

Equipo electrónico
Electronic gear



ACCESORIOS ACCESORIES



- ACT-0803-00-00 3W
- ACT-0804-00-00 4W
- ACT-0808-00-00 8W
- ACT-0816-00-00 16W


Equipo electrónico para PowerLeds.
100 ~ 240V, 350 mA. Antiparasitario. Uso independiente. Clase II. IP 20.
Drivers (Electronic gear for PowerLEDs). 100~240V; 350 mA. Class II. IP 20.



ACT-0363-00-00

Cable interconexión 1 mt para 2 luminarias.
Interconnection 1 mt cable for 2 luminaires

ACT-0374-00-00

Cable interconexión 1 mt para 6 luminarias.
Interconnection 1 mt cable for 6 luminaires


MODUL
ELECTRO
www.modulelectro.ru

 **MODUL** 
ELECTRO
www.modulelectro.ru

Outdoor
Outdoor



Temis

● ○ 34-M2 Aluminio extrusionado - Difusor de policarbonato transparente.
Extruded aluminum - Transparent polycarbonate diffuser

⚡ ⚠ ⚠ IP 65 ENERGY SAVING

Certificado CE para la instalación en espacios públicos Ver datos pág. 178
CE Certificate for installation in public places See dates pag. 178



55-9268-34-M2

4 x 2G11 55W

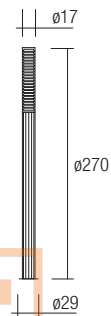


Farola 2,7 m
2,7 m. lamppost

153

Potencia total: 220W.
Total power: 220W.

Reactancias electrónicas Vossloh incluidas.
Vossloh electronic ballasts included.



MODULO
ELECTRO

www.modulelectro.ru

55-9269-34-M2

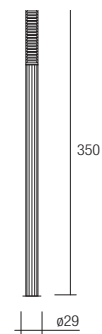
4 x 2G11 55W



Farola 3,5 m
3,5 m. lamppost

Potencia total: 220W.
Total power: 220W.

Reactancias electrónicas Vossloh incluidas.
Vossloh electronic ballasts included.



Superficie estriada para evitar
el pegado de adhesivos
Slotted surface to prevent
sticking of adhesives

Reflectores anti contaminación lumínica
Anti light pollution reflectors



Kit de instalación incluido
Installation kit included



**FLUORESCENTE
FLUORESCENT**

60-9293-34-M2 + 55-9293-34-34

CABEZAL
HEAD

COLUMNA
COLUMN

= FAROLA COMPLETA 4 m
= 4 m COMPLETE SET

60-9293-34-M2 + 55-9294-34-34

CABEZAL
HEAD

COLUMNA
COLUMN

= FAROLA COMPLETA 5 m
= 5 m COMPLETE SET



4 x 2G11 80W

Reactancias electrónicas Vossloh incluidas.
Vossloh electronic ballast included.

MODULO

**SODIO ALTA PRESIÓN Y HALOGENUROS METÁLICOS
HIGH PRESSURE SODIUM AND METAL HALIDE**

ELECTRO

www.moduloelectro.ru

60-9294-34-M2 + 55-9293-34-34

CABEZAL
HEAD

COLUMNA
COLUMN

= FAROLA COMPLETA 4 m
= 4 m COMPLETE SET

60-9294-34-M2 + 55-9294-34-34

CABEZAL
HEAD

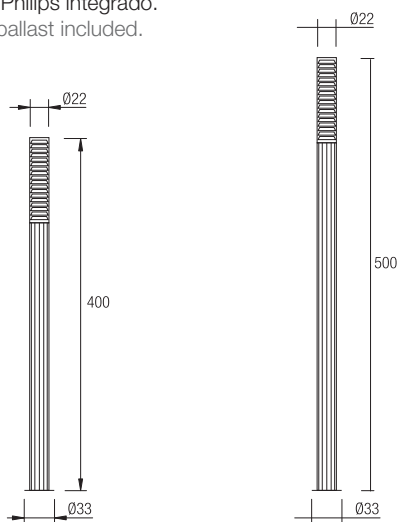
COLUMNA
COLUMN

= FAROLA COMPLETA 5 m
= 5 m COMPLETE SET



2 x E-40 150W

Equipo Philips integrado.
Philips ballast included.



60-9293 + 55-9293
60-9294 + 55-9293

60-9293 + 55-9294
60-9294 + 55-9294

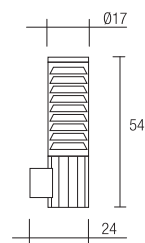


05-9268-34-M2

E-27 - Halogen Max. 150W /

PL elect. E-27 max. 30W

Mezcla E-27 Max. 160W





● ○ 34-B8

Aluminio inyectado gris - Difusor de cristal transparente
Grey injected aluminium - Transparent glass difusor

● ○ Z5-B8

Aluminio inyectado gris urbano - Difusor de cristal transparente
Urban grey injected aluminium - Transparent glass difusor

● ● 34-37

Aluminio inyectado gris - Difusor de cristal satinado
Grey injected aluminium - Satin glass difusor

● ● Z5-37

Aluminio inyectado gris urbano - Difusor de cristal satinado
Urban grey injected aluminium - Satin glass difusor

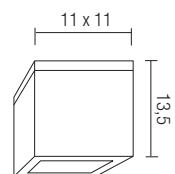





15-9328-34-B8

15-9328-Z5-B8

Par-30 E-27 max. 75 W



157



05-9229-34-37

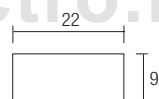
05-9229-Z5-37

R7s L=78 max. 200W Halogen

05-9230-34-37

05-9230-Z5-37

1 x G24d-3 26W ENERGY SAVING



05-9287-34-37

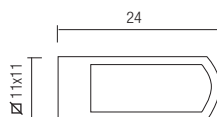
05-9287-Z5-37

E-27 max.100 W /

PL elect. E-27 23 W

ENERGY SAVING

PL ELECT. E-27 18W INCLUDED



Accesorio reflector incluido
Reflector accessory included



MODUL
ELECTRO
www.modulelectro.ru

Pompeya

● ● 34-37 Aluminio inyectado gris - Difusor de cristal transparente
Grey injected aluminium - Transparent glass diffuser

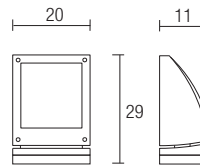
⊕ F ⚡ IP 65 CE

Ver datos pág. 178
See dates pag. 178



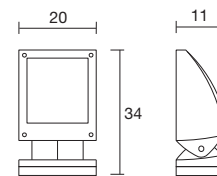
05-9250-34-37

R7s L=118 max. 300 W



05-9251-34-37

R7s L=118 max. 300 W Halogen



MODULO
ELECTRO

www.modulelectro.ru



05-9252-34-37

Rx7s 70 W Halogenurs



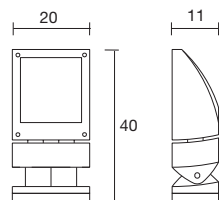
Equipo electrónico para halogenuros metálicos integrado.
Electronic equipment for metal halogenides included.

05-9253-34-37

Rx7s 150 W Halogenurs



Equipo electrónico para halogenuros metálicos integrado.
Electronic equipment for metal halogenides included.




05-9254-34-37

2 x GX24q-3 26W Fluorescent



2 reactancias electrónicas Philips de 26W incluidas.
2 electronic Philips 26 W ballasts included.





Gea

Y4-37 Acero inoxidable AISI 304 - Cristal templado transparente
Stainless steel AISI 304 - Transparent hardened glass

⊕ F IP 67 CE ENERGY SAVING

Reactancia electrónica Vossloh incluida
Vossloh electronic ballast included

Luz orientable
Directional light

Caja para empotrar incluida.
Flush fitting box included.

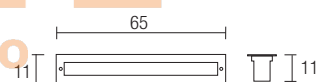
Ver datos pág. 178
See dates pag. 178



55-9264-Y4-37

MODULO

T5 24W

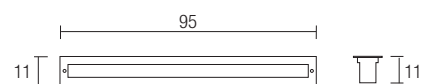


ELECTRO

www.modulelectro.ru

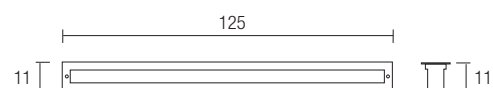
55-9265-Y4-37

T5 39W



55-9266-Y4-37

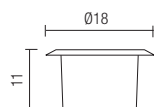
T5 54W





55-9337-Y4-37

G-53 75W Hal. 12V.

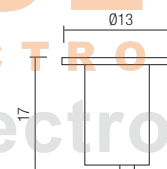


Transformador no incluido
Transformer not included

55-9284-37-37

GU-10 max. 50W /
GU-10 max. 11W Fluorescent

ENERGY SAVING



MODULO
ELECTRO

www.modulelectro.ru

ACCESORIOS
ACCESORIES

71-9197-05-05

Transformador estanco para lámparas
halógenas. 230/12V AC-100W.
Water proof transformer for halogen
bulbs. 230/12V AC-100W



- Y4-37** Acero inoxidable AISI 304 - Cristal templado transparente
Stainless steel AISI 304 - Transparent hardened glass
- 37-37** Tecnopolímero - Cristal templado transparente
Technopolymer (technical plastic) - Transparent hardened glass
- Y4-T2** Acero inoxidable AISI 304 - Cristal templado mate
Stainless steel AISI 304 - Matt hardened glass

Caja de empotrar incluida
Flush fitting box included

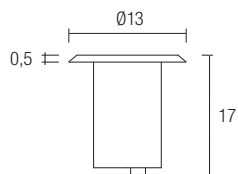
Ver datos pág. 178
See dates pag. 178





55-9282-Y4-T2

15 LEDs x 0,1 W 1,5W-230V ENERGY SAVING



Transformador (driver) integrado
Transformer (driver) included

4 filtros de colores incorporados
4 color filters included

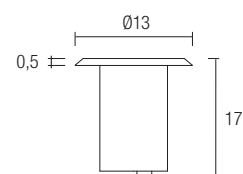
MODUL ELECTRO

55-9280-Y4-37

GU-10 max. 50W /
GU-10 max. 11W Fluorescent ENERGY SAVING



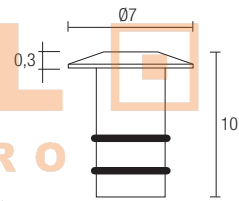
www.modulelectro.ru





55-9255-54-37

MR11 Max. 20W - 12V Halogen



Transformador no incluido
Transformer not included

ACCESORIOS
ACCESORIES

71-9197-05-05

Transformador estanco para lámparas halógenas. 230/12V AC-100W.

Water proof transformeer for halogen bulbs. 230/12V AC-100W

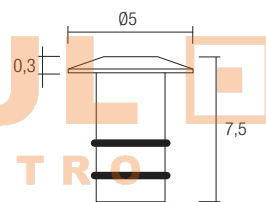




165

55-9254-54-37

1 power LED 1W-3V DC 300mA ENERGY SAVING



MODULO
ELECTRO
www.modulelectro.ru

4 filtros de colores incorporados.
4 color filters included.

Driver no incluido
Driver not included

ACCESORIOS
ACCESSORIES

71-9278-05-05

Driver estanco para POWER LED.
230/3V DC-20W.
Water proof driver for POWER LED.
230/3V DC-20W

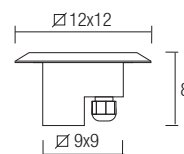




MODULO
ELECTRO
www.modulelectro.ru

55-9231-Y4-37

3 power LEDs x 1W 3W-230V ENERGY SAVING



Driver incluido
Driver included



● ● Y4-37 Acero inoxidable AISI 304 - Cristal templado transparente
Stainless steel AISI 304 - Transparent hardened glass

⊕ F IP 67 CE

Luz orientable
Directional light

Caja de empotrar incluida.
Flush fitting box included.



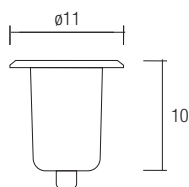
MODULO

ELECTRO

www.moduloselectro.com

55-9245-Y4-37

MR-16 Max. 50W - 12V



Transformador no incluido
Transformer not included

ACCESORIOS
ACCESORIES

71-9197-05-05

Transformador estanco para lámparas
halógenas. 230/12V AC-100W.
Water proof transformer for halogen
bulbs. 230/12V AC-100W



● ● Y4-37 Acero inoxidable AISI 304 - Cristal templado transparente
Stainless steel AISI 304 - Transparent hardened glass

⊕ ⚡ ⚡ IP 68 1m CE

Aqua



MODUL
ELECTRO
www.modulelectro.ru

● ○ 34-B8

Aluminio inyectado gris - Difusor de cristal transparente
Grey injected aluminium - Transparent glass difusor

● ○ Z5-B8

Aluminio inyectado gris urbano - Difusor de cristal transparente
Urban grey injected aluminium - Transparent glass difusor

● ● 34-37

Aluminio inyectado gris - Difusor de cristal satinado
Grey injected aluminium - Satin glass difusor

Micenas

⚡ CE ENERGY SAVING



05-9315-34-B8

05-9315-Z5-B8

1 x G24d-3 Max. 26W Fluorescent

Difusor de cristal satinado

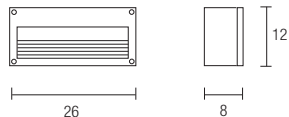
Satin glass diffuser



IP 44

Reactancia Vossloh-Schwabe ó
BAG de 26W incluida.

Vossloh-Schwabe or BAG 26 W
ballast included.



169

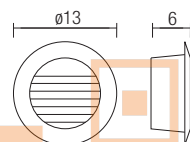


05-9167-34-37

14 LEDs x 0,1 W 1,4W-230V.



IP 65



Caja de empotrar incluida.
Flush fitting box included.



Transformador (driver) integrado.
Recessed transformer (driver).

05-9179-34-B8

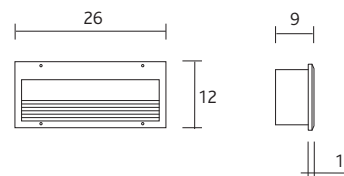
05-9179-Z5-B8

1 x G24d-3 Max. 26W Fluorescent



Difusor de cristal satinado

Satin glass diffuser



Caja de empotrar incluida.
Flush fitting box included.

Reactancia Vossloh-Schwabe ó
BAG de 26W incluida.
Vossloh-Schwabe or BAG 26 W
ballast included.

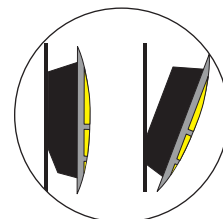
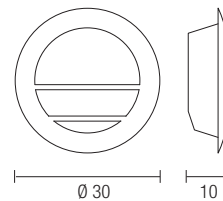




05-9288-18-M1
05-9288-Y4-M1

1 x E-27 60W /
1 x E-27 PL Elec 23W

PL ELECT. E-27 18W INCLUDED



2 posiciones de instalación
2 installation positions.

Ajax

MODULO ELECTRO

● ○ 18-M1 Aluminio inyectado marrón - Difusor de policarbonato mate
Brown injected aluminium - Matt polycarbonate diffuser

● ○ Y4-M1 Acero inoxidable AISI 304 - Difusor de policarbonato mate
Stainless steel AISI 304 - Matt polycarbonate diffuser

□ ▽ ⚡ ⚠ IP 54 CE ENERGY SAVING

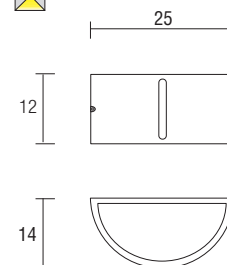
www.modulelectro.ru



05-9131-34-M3
05-9131-Z5-M3

1 x E-27 Max. 75W /
1 x E-27 PL Elec 23W

PL ELECT. E-27 18W INCLUDED



Atena

● ○ 34-M3 Aluminio inyectado gris - Difusor de policarbonato mate
Grey injected aluminium - Matt polycarbonate diffuser


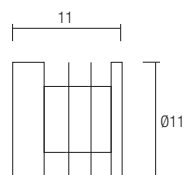
● ○ Z5-M3 Aluminio inyectado gris urbano - Difusor de policarbonato mate
Urban grey injected aluminium - Matt polycarbonate diffuser

⊕ ▽ ⚡ ⚠ IP 44 CE ENERGY SAVING



05-9308-18-B8
05-9308-34-B8

G9 Max.40W INCLUDED



● ○ 34-B8 Aluminio inyectado gris - Difusor de cristal transparente
Grey injected aluminium - Transparent glass difusor

● ○ 18-B8 Aluminio inyectado marrón - Difusor de cristal transparente
Brown injected aluminium - Transparent glass difusor

⊕ ⚡ ⚡ ⚡ IP 54 CE

Selene



MODUL
ELECTRO
www.modulelectro.ru

Gea

Y4-37 Acero inoxidable AISI 304 - Cristal templado transparente
Stainless steel AISI 304 - Transparent hardened glass

Equipo BAG para halogenuros metálicos incluido
Vossloh electronic ballast included

Luz orientable
Directional light

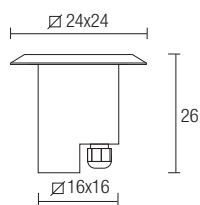
2 reflectores incluidos
2 reflectors included

Ver datos pág. 178
See dates pag. 178

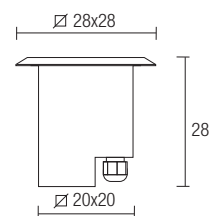
Caja para empotrar incluida
Flush fitting box included.

**55-9232-Y4-37**

G12 70W Halogenurs

**55-9233-Y4-37**

G12 150W Halogenurs





MODUL
ELECTRO
www.modulelectro.ru

Gea

Y4-37 Acero inoxidable AISI 304 - Cristal templado transparente
Stainless steel AISI 304 - Transparent hardened glass

F IP 67 CE $\leq 0.5m$

Equipo BAG para halogenuros metálicos incluido
Vossloh electronic ballast included

Luz orientable
Directional light

2 reflectores incluidos
2 reflectors included

Ver datos pág. 178
See dates pag. 178

Caja para empotrar incluida
Flush fitting box included.



55-9187-Y4-37

G12 70W Halogenurs



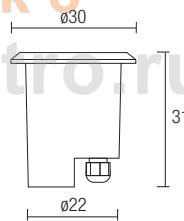
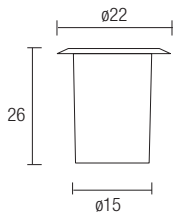
55-9267-Y4-37

G12 150W Halogenurs



55-9323-Y4-37

G12 35W Halogenurs



ACCESORIOS
ACCESSORIES

71-9187-Y4-37

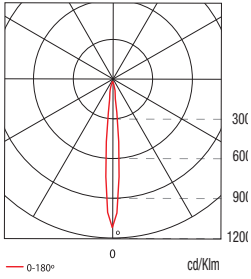
Accesorio para 55-9187 y 55-9323
Accessory for 55-9187 and 55-9323

55-9187/55-9323 + 71-9187



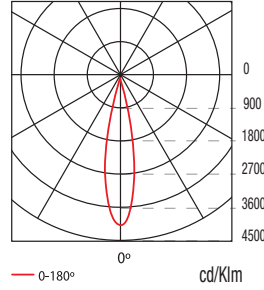
Datos fotométricos Photometric data

n° 05
QR-CBC51 50W 10°
η=100 %



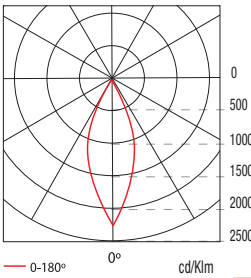
| H (m) | Emed (lux) | D (m) |
|-------|------------|-------|
| 1 | 6237.31 | 0.18 |
| 2 | 1559.33 | 0.36 |
| 3 | 693.03 | 0.55 |
| 4 | 389.83 | 0.73 |

QR-CBC51 50W 24°
η=100 %



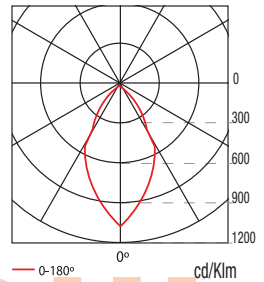
| H (m) | Emed (lux) | D (m) |
|-------|------------|-------|
| 1 | 2568.26 | 0.43 |
| 2 | 642.07 | 0.86 |
| 3 | 285.36 | 1.28 |
| 4 | 160.52 | 1.71 |

QR-CBC51 50W 36°
η=100 %



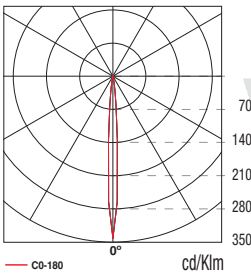
| H (m) | Emed (lux) | D (m) |
|-------|------------|-------|
| 1 | 1350.14 | 0.69 |
| 2 | 337.53 | 1.38 |
| 3 | 150.02 | 2.07 |
| 4 | 84.38 | 2.75 |

QR-CBC51 50W 60°
η=100 %



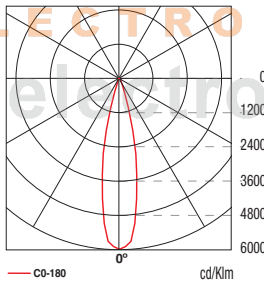
| H (m) | Emed (lux) | D (m) |
|-------|------------|-------|
| 1 | 591.13 | 1.15 |
| 2 | 275.00 | 2.31 |
| 3 | 122.22 | 3.46 |
| 4 | 68.95 | 4.62 |

QR-111 60W-8°
η=100 %



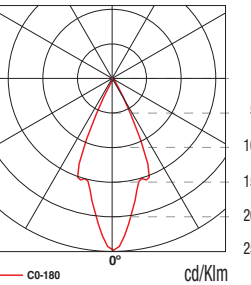
| H (m) | Emed (lux) | D (m) |
|-------|------------|-------|
| 1 | 34096.01 | 0.12 |
| 2 | 8524.15 | 0.24 |
| 3 | 3788.51 | 0.48 |
| 4 | 2131.04 | 0.73 |

QR-111 60W-24°
η=100 %



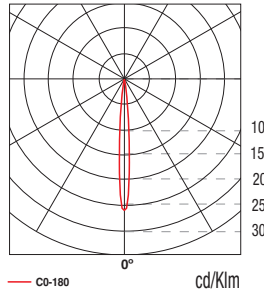
| H (m) | Emed (lux) | D (m) |
|-------|------------|-------|
| 1 | 6057.03 | 0.40 |
| 2 | 1514.26 | 0.80 |
| 3 | 673.00 | 1.20 |
| 4 | 378.56 | 1.59 |

QR-111 60W-45°
η=100 %



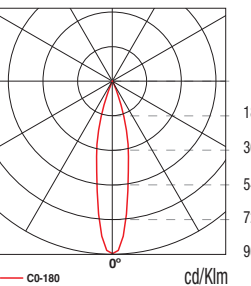
| H (m) | Emed (lux) | D (m) |
|-------|------------|-------|
| 1 | 1623.45 | 0.83 |
| 2 | 405.68 | 1.66 |
| 3 | 180.38 | 2.49 |
| 4 | 101.47 | 3.32 |

CDM-R111-35W-10°
η=100 %



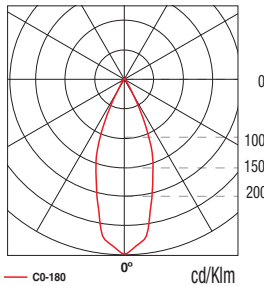
| H (m) | Emed (lux) | D (m) |
|-------|------------|-------|
| 1 | 21476 | 0.15 |
| 1.5 | 9545 | 0.23 |
| 3 | 5369 | 0.30 |
| 4 | 2386.5 | 0.45 |

CDM-R111-35W-24°
η=100 %



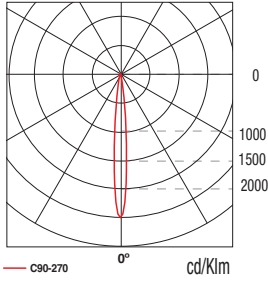
| H (m) | Emed (lux) | D (m) |
|-------|------------|-------|
| 1 | 9331.27 | 0.38 |
| 2 | 2332.82 | 0.75 |
| 3 | 1036.81 | 1.13 |
| 4 | 583.20 | 1.51 |

CDM-R111-35W-40°
η=100 %



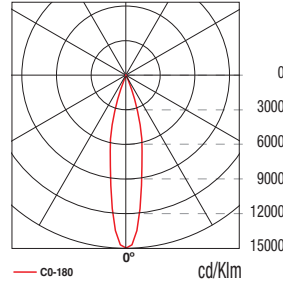
| H (m) | Emed (lux) | D (m) |
|-------|------------|-------|
| 1 | 2376.5 | 0.69 |
| 1.5 | 1056 | 1.03 |
| 2 | 594 | 1.38 |
| 3 | 264 | 2.07 |

CDM-R111-70W-10°
η=100 %



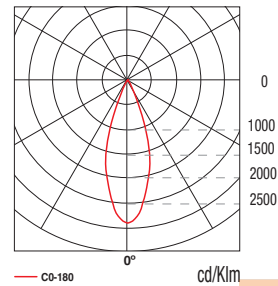
| H (m) | Emed (lux) | D (m) |
|-------|------------|-------|
| 1 | 41523.4 | 0.17 |
| 1.5 | 18455 | 0.25 |
| 2 | 10380.5 | 0.34 |
| 3 | 4613.5 | 0.50 |

CDM-R111-70W-24°
η=100 %



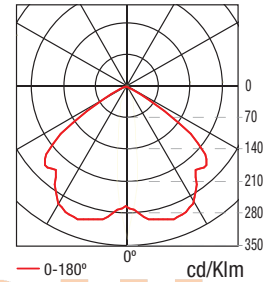
| H (m) | Emed (lux) | D (m) |
|-------|------------|-------|
| 1 | 29205.14 | 0.38 |
| 2 | 7301.29 | 0.75 |
| 3 | 3245.02 | 1.13 |
| 4 | 1825.32 | 1.51 |

CDM-R111-70W-40°
η=100 %



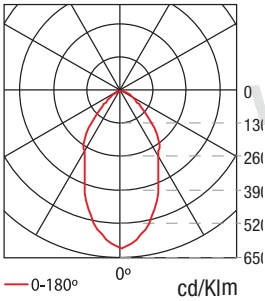
| H (m) | Emed (lux) | D (m) |
|-------|------------|-------|
| 1 | 5956.5 | 0.62 |
| 1.5 | 2647.5 | 0.93 |
| 2 | 1489 | 1.25 |
| 3 | 661.5 | 1.87 |

TRIMIUM 2x18W
η=66.600 %



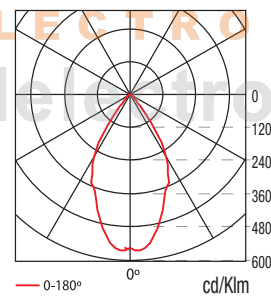
| H (m) | Emed (lux) | D (m) |
|-------|------------|-------|
| 1 | 229.52 | 2.86 |
| 2 | 59.38 | 5.72 |
| 3 | 25.50 | 8.58 |
| 4 | 14.35 | 11.44 |

TRIMIUM S130 QT-TC 60W
η=64.900 %



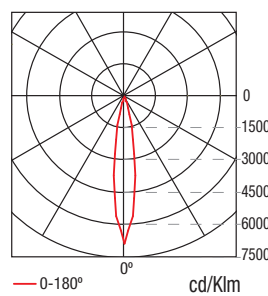
| H (m) | Emed (lux) | D (m) |
|-------|------------|-------|
| 1 | 614.31 | 1.09 |
| 2 | 153.58 | 2.19 |
| 3 | 68.26 | 3.28 |
| 4 | 38.39 | 4.38 |

TRIMIUM S100 QT-12 100W + ACT-0291
η=48.500 %



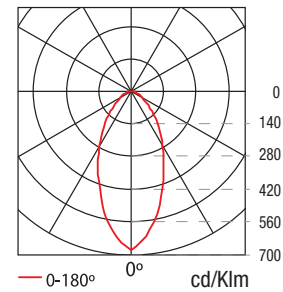
| H (m) | Emed (lux) | D (m) |
|-------|------------|-------|
| 1 | 855.63 | 1.07 |
| 2 | 213.91 | 2.13 |
| 3 | 95.07 | 3.20 |
| 4 | 53.48 | 4.26 |

LEDIO PowerLed 1W 15°
η= 95.000 %



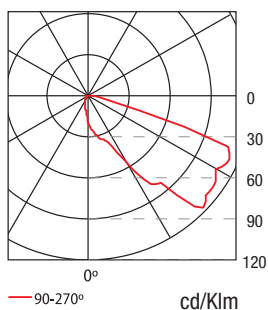
| H (m) | Emed (lux) | D (m) |
|-------|------------|-------|
| 1 | 223.53 | 0.30 |
| 2 | 55.88 | 0.61 |
| 3 | 24.84 | 0.91 |
| 4 | 13.97 | 1.22 |

LEDIO PowerLed 1,2W 50°
η= 91.000 %



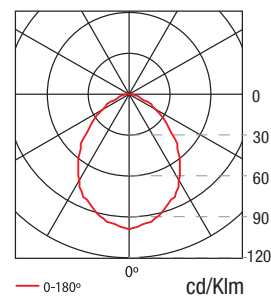
| H (m) | Emed (lux) | D (m) |
|-------|------------|-------|
| 1 | 16.92 | 0.96 |
| 2 | 4.23 | 1.92 |
| 3 | 1.88 | 2.88 |
| 4 | 1.06 | 3.84 |

SIGN HALOPIN G9
η=12.760 %



| H (m) | Emed (lux) | D (m) |
|-------|------------|-------|
| 1 | 1.24 | 6.63 |
| 2 | 0.31 | 13.27 |
| 3 | 0.14 | 19.90 |
| 4 | 0.08 | 26.53 |

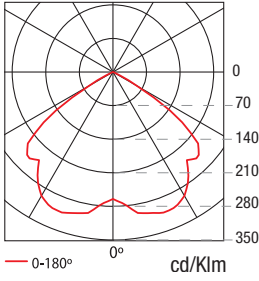
SIGN PowerLed 1W
η=20.220 %



| H (m) | Emed (lux) | D (m) |
|-------|------------|-------|
| 1 | 1.92 | 2.00 |
| 2 | 0.49 | 4.00 |
| 3 | 0.22 | 6.00 |
| 4 | 0.12 | 8.00 |

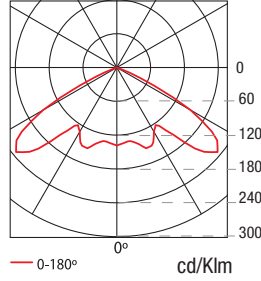
Datos fotométricos Photometric data

TRIMIUM TC-D 2X26W sin cristal / without glass
 $\eta=66.6\%$



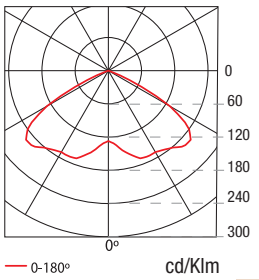
| H (m) | Emed (lux) | D (m) |
|-------|------------|-------|
| 1 | 344.28 | 2.86 |
| 2 | 86.07 | 5.72 |
| 3 | 38.25 | 8.58 |
| 4 | 21.52 | 11.44 |

TRIMIUM TC-TEL 26W sin cristal / without glass
 $\eta=66.1\%$



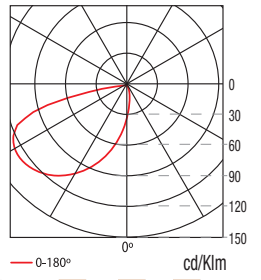
| H (m) | Emed (lux) | D (m) |
|-------|------------|-------|
| 1 | 110.91 | 3.58 |
| 2 | 27.73 | 7.17 |
| 3 | 12.32 | 10.75 |
| 4 | 6.93 | 14.33 |

TRIMIUM TC-TEL 2X26W sin cristal / without glass
 $\eta=63.3\%$



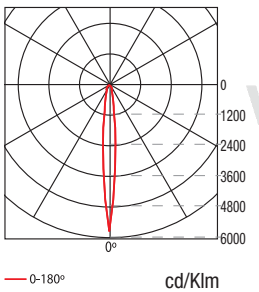
| H (m) | Emed (lux) | D (m) |
|-------|------------|-------|
| 1 | 206.37 | 3.65 |
| 2 | 51.59 | 7.30 |
| 3 | 22.93 | 10.95 |
| 4 | 12.90 | 14.59 |

WALL QT-DE 100W
 $\eta=16.620\%$

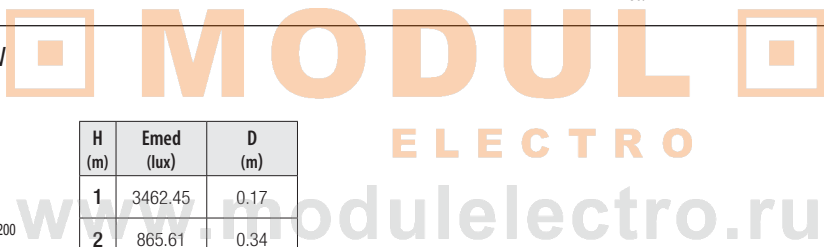


| H (m) | Emed (lux) | D (m) |
|-------|------------|-------|
| 1 | 6.65 | 8.02 |
| 2 | 1.41 | 16.05 |
| 3 | 0.63 | 24.07 |
| 4 | 0.35 | 32.09 |

SIGNO QR-CBC 51 50W
 $\eta=71.700\%$

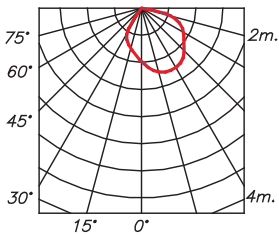


| H (m) | Emed (lux) | D (m) |
|-------|------------|-------|
| 1 | 3462.45 | 0.17 |
| 2 | 865.61 | 0.34 |
| 3 | 384.72 | 0.51 |
| 4 | 216.40 | 0.68 |



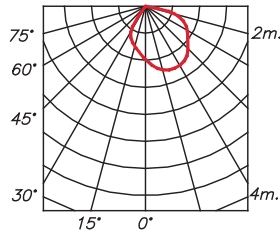
05-9250

1500 LUX



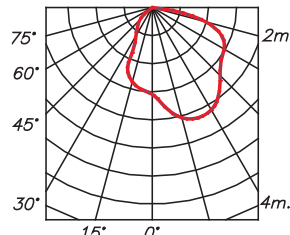
05-9251

1500 LUX



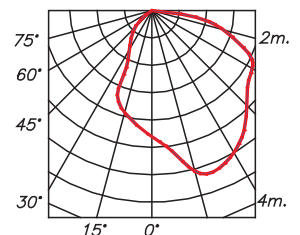
05-9252

1500 LUX



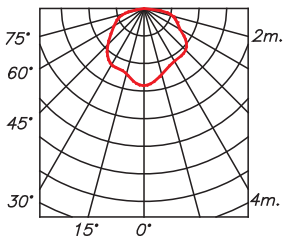
05-9253

1500 LUX



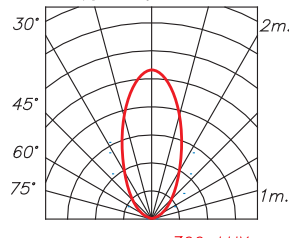
05-9254

1500 LUX



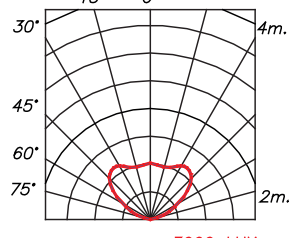
55-9231

300 LUX



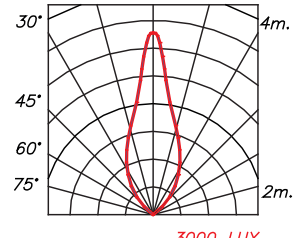
55-9232 reflector mate
 matt reflector

3000 LUX

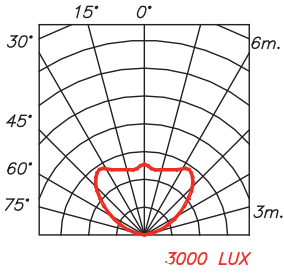


55-9232 reflector brillo
 faceted reflector

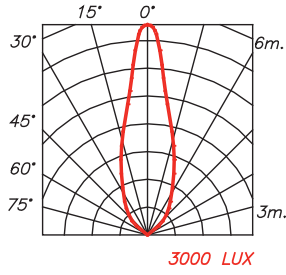
3000 LUX



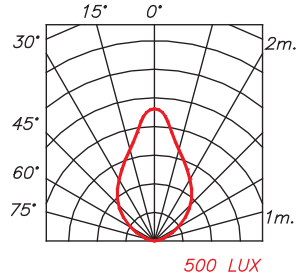
55-9233 reflector mate
matt reflector



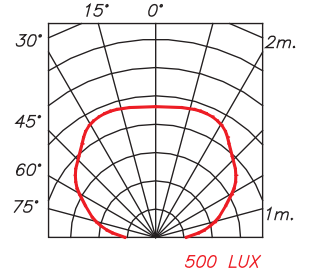
55-9233 reflector brillo
faceted reflector



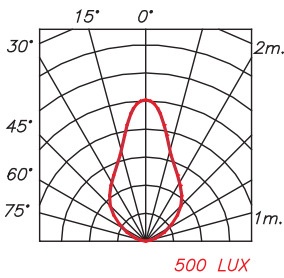
55-9264 eje A



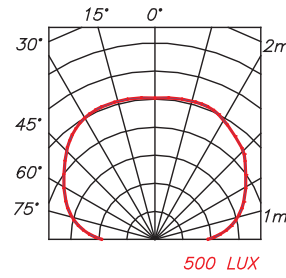
55-9264 eje B



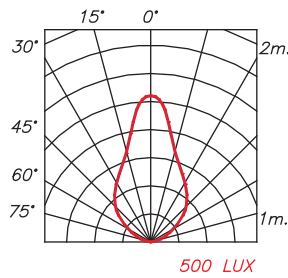
55-9265 eje A



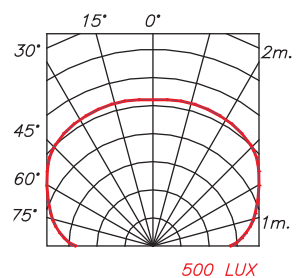
55-9265 eje B



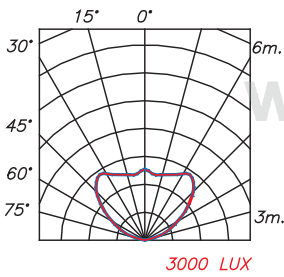
55-9266 eje A



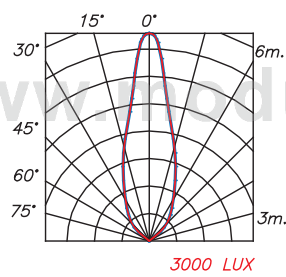
55-9266 eje B



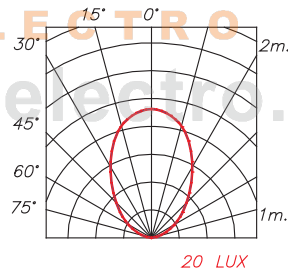
55-9267 reflector brillo
faceted reflector



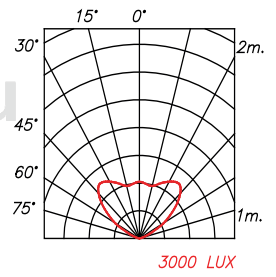
55-9267 reflector mate
matt reflector



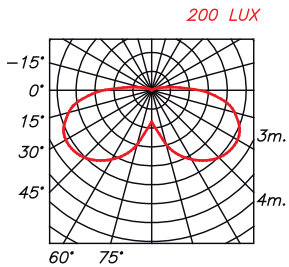
55-9282



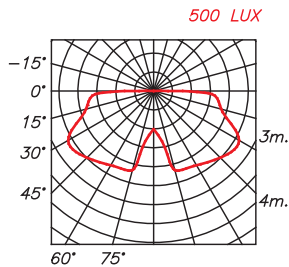
55-9323



60-9293

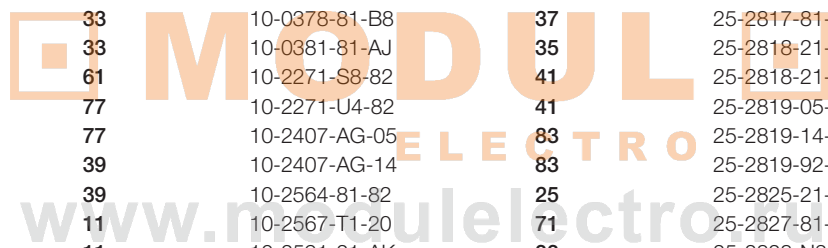


60-9294




Índice de referencias References index

| | | | | | |
|---------------|-----|---------------|-----|---------------|-----|
| 00-2713-81-AJ | 57 | 05-2840-21-14 | 53 | 10-2828-N3-14 | 63 |
| 00-2726-AP-05 | 127 | 05-2845-21-21 | 93 | 10-2842-81-81 | 55 |
| 00-2726-AQ-78 | 127 | 05-9131-34-M3 | 170 | 15-2705-21-AL | 131 |
| 00-2727-AP-05 | 127 | 05-9131-Z5-M3 | 170 | 15-9328-34-B8 | 157 |
| 00-2727-AQ-78 | 127 | 05-9167-34-37 | 169 | 15-9328-Z5-B8 | 157 |
| 00-2817-81-14 | 16 | 05-9179-34-B8 | 169 | 25-0378-81-B8 | 37 |
| 00-2843-21-21 | 123 | 05-9179-Z5-B8 | 169 | 25-0381-81-AJ | 35 |
| 00-2844-21-21 | 125 | 05-9229-34-37 | 157 | 25-2271-S8-82 | 41 |
| 05-0265-Y6-M1 | 108 | 05-9229-Z5-37 | 157 | 25-2271-U4-82 | 41 |
| 05-0266-Y6-M1 | 108 | 05-9230-34-37 | 157 | 25-2407-AG-05 | 81 |
| 05-0267-Y6-M1 | 108 | 05-9230-Z5-37 | 157 | 25-2407-AG-14 | 81 |
| 05-0378-81-B8 | 36 | 05-9250-34-37 | 159 | 25-2564-81-82 | 25 |
| 05-0379-81-B8 | 36 | 05-9251-34-37 | 159 | 25-2567-T1-20 | 71 |
| 05-0380-81-B8 | 37 | 05-9252-34-37 | 159 | 25-2591-21-AK | 33 |
| 05-0381-81-AJ | 35 | 05-9253-34-37 | 159 | 25-2591-21-AL | 33 |
| 05-0382-81-AJ | 35 | 05-9254-34-37 | 159 | 25-2690-21-20 | 61 |
| 05-0570-81-B9 | 119 | 05-9268-34-M2 | 155 | 25-2705-21-AL | 131 |
| 05-2275-S8-82 | 41 | 05-9287-34-37 | 157 | 25-2713-81-AJ | 57 |
| 05-2275-U4-82 | 41 | 05-9287-Z5-37 | 157 | 25-2726-AP-05 | 129 |
| 05-2366-81-B9 | 119 | 05-9288-18-M1 | 170 | 25-2726-AQ-78 | 129 |
| 05-2367-81-B9 | 119 | 05-9288-Y4-M1 | 170 | 25-2775-21-05 | 13 |
| 05-2407-AG-05 | 83 | 05-9308-18-B8 | 171 | 25-2775-21-14 | 13 |
| 05-2407-AG-14 | 83 | 05-9308-34-B8 | 171 | 25-2785-21-AS | 59 |
| 05-2565-81-82 | 25 | 05-9315-34-B8 | 169 | 25-2795-21-92 | 29 |
| 05-2566-81-82 | 25 | 05-9315-Z5-B8 | 169 | 25-2797-D9-14 | 23 |
| 05-2567-T1-20 | 71 | 10-0080-21-21 | 43 | 25-2798-Y2-20 | 67 |
| 05-2591-21-AK | 33 | 10-0378-81-B8 | 37 | 25-2817-81-14 | 17 |
| 05-2591-21-AL | 33 | 10-0381-81-AJ | 35 | 25-2818-21-10 | 19 |
| 05-2690-21-20 | 61 | 10-2271-S8-82 | 41 | 25-2818-21-14 | 19 |
| 05-2697-81-B9 | 77 | 10-2271-U4-82 | 41 | 25-2819-05-05 | 85 |
| 05-2698-81-AL | 77 | 10-2407-AG-05 | 83 | 25-2819-14-14 | 85 |
| 05-2708-21-21 | 39 | 10-2407-AG-14 | 83 | 25-2819-92-92 | 85 |
| 05-2708-AH-AH | 39 | 10-2564-81-82 | 25 | 25-2825-21-14 | 27 |
| 05-2775-21-05 | 11 | 10-2567-T1-20 | 71 | 25-2827-81-14 | 79 |
| 05-2775-21-14 | 11 | 10-2591-21-AK | 33 | 25-2828-N3-14 | 63 |
| 05-2785-21-AS | 59 | 10-2591-21-AL | 33 | 275-GN | 47 |
| 05-2795-21-92 | 29 | 10-2592-21-AK | 33 | 278-GB | 47 |
| 05-2797-D9-14 | 23 | 10-2592-21-AL | 33 | 283-CR | 68 |
| 05-2798-Y2-20 | 67 | 10-2690-21-20 | 61 | 284-CR | 69 |
| 05-2814-81-05 | 45 | 10-2705-21-AL | 131 | 320-BL | 113 |
| 05-2814-81-14 | 45 | 10-2708-21-21 | 39 | 320-CR | 113 |
| 05-2814-81-20 | 45 | 10-2708-AH-AH | 39 | 320-NS | 113 |
| 05-2815-21-21 | 49 | 10-2709-21-21 | 39 | 323-CR | 103 |
| 05-2815-81-81 | 49 | 10-2709-AH-AH | 39 | 324-CR | 103 |
| 05-2816-21-21 | 51 | 10-2713-81-AJ | 57 | 333-NS | 31 |
| 05-2816-81-81 | 51 | 10-2726-AP-05 | 129 | 335-NS | 31 |
| 05-2817-81-14 | 15 | 10-2726-AQ-78 | 129 | 407-NS | 105 |
| 05-2818-21-10 | 20 | 10-2775-21-05 | 12 | 408-NS | 105 |
| 05-2818-21-14 | 20 | 10-2775-21-14 | 12 | 425-ES | 111 |
| 05-2822-54-54 | 87 | 10-2785-21-AS | 59 | 426-ES | 111 |
| 05-2823-54-54 | 87 | 10-2792-D8-92 | 65 | 427-ES | 111 |
| 05-2824-81-20 | 31 | 10-2792-D9-14 | 65 | 443-AL | 73 |
| 05-2825-21-14 | 27 | 10-2793-D8-92 | 65 | 446-NS | 55 |
| 05-2826-21-14 | 27 | 10-2793-D9-14 | 65 | 447-CR | 99 |
| 05-2827-81-14 | 79 | 10-2795-21-92 | 29 | 448-CR | 99 |
| 05-2828-N3-14 | 63 | 10-2797-D9-14 | 23 | 449-CR | 99 |
| 05-2829-81-E9 | 75 | 10-2798-Y2-20 | 67 | 452-AL | 105 |
| 05-2830-34-34 | 89 | 10-2817-81-14 | 15 | 456-AL | 73 |
| 05-2831-34-34 | 89 | 10-2818-21-10 | 21 | 457-CR | 99 |
| 05-2834-54-54 | 91 | 10-2818-21-14 | 21 | 467-ES | 111 |
| 05-2835-54-54 | 91 | 10-2819-05-05 | 85 | 468-ES | 111 |
| 05-2836-54-54 | 91 | 10-2819-14-14 | 85 | 469-ES | 111 |
| 05-2837-21-21 | 95 | 10-2819-92-92 | 85 | 476-CR | 109 |
| 05-2838-21-21 | 95 | 10-2825-21-14 | 27 | 485-BL | 107 |
| 05-2839-21-21 | 93 | 10-2827-81-14 | 79 | 486-BL | 107 |




| | | | | | |
|----------------|-------------|---------------|-----|---------------|---------|
| 487-BL | 107 | DN-0524-N3-00 | 139 | DN-1000-S2-B9 | 141 |
| 491-AL | 73 | DN-0524-S2-00 | 139 | DN-1002-14-B9 | 141 |
| 492-CR | 121 | DN-0610-14-00 | 139 | DN-1002-60-B9 | 141 |
| 493-CR | 121 | DN-0610-60-00 | 139 | DN-1002-N3-B9 | 141 |
| 515-CR | 101 | DN-0610-N3-00 | 139 | DN-1002-S2-B9 | 141 |
| 516-CR | 101 | DN-0610-S2-00 | 139 | DN-1003-14-B9 | 140 |
| 517-CR | 101 | DN-0950-14-B9 | 135 | DN-1003-60-B9 | 140 |
| 518-CN | 115 | DN-0950-N3-B9 | 135 | DN-1003-N3-B9 | 140 |
| 519-CN | 115 | DN-0951-14-B9 | 135 | DN-1003-S2-B9 | 140 |
| 520-CN | 115 | DN-0951-N3-B9 | 135 | DN-1004-14-B9 | 140 |
| 55-9187-Y4-37 | 175 | DN-0952-14-B9 | 135 | DN-1004-60-B9 | 140 |
| 55-9231-Y4-37 | 166 | DN-0952-N3-B9 | 135 | DN-1004-N3-B9 | 140 |
| 55-9232-Y4-37 | 173 | DN-0953-14-B9 | 135 | DN-1004-S2-B9 | 140 |
| 55-9233-Y4-37 | 173 | DN-0953-N3-B9 | 135 | DN-1006-14-B9 | 141 |
| 55-9245-Y4-37 | 167 | DN-0954-14-B9 | 135 | DN-1006-60-B9 | 141 |
| 55-9254-54-37 | 165 | DN-0954-N3-B9 | 135 | DN-1006-N3-B9 | 141 |
| 55-9255-54-37 | 164 | DN-0960-14-B9 | 136 | DN-1006-S2-B9 | 141 |
| 55-9264-Y4-37 | 161 | DN-0960-N3-B9 | 136 | DN-1008-14-B9 | 141 |
| 55-9265-Y4-37 | 161 | DN-0961-14-B9 | 136 | DN-1008-60-B9 | 141 |
| 55-9266-Y4-37 | 161 | DN-0961-N3-B9 | 136 | DN-1008-N3-B9 | 141 |
| 55-9267-Y4-37 | 175 | DN-0962-14-B9 | 136 | DN-1008-S2-B9 | 141 |
| 55-9268-34-M2 | 153 | DN-0962-N3-B9 | 136 | DN-1009-14-B9 | 140 |
| 55-9269-34-M2 | 153 | DN-0963-14-B9 | 136 | DN-1009-60-B9 | 140 |
| 55-9280-Y4-37 | 163 | DN-0963-N3-B9 | 136 | DN-1009-N3-B9 | 140 |
| 55-9282-Y4-T2 | 163 | DN-0964-14-B9 | 136 | DN-1009-S2-B9 | 140 |
| 55-9284-37-37 | 162 | DN-0964-N3-B9 | 136 | DN-1010-14-B9 | 140 |
| 55-9293-34-34 | 154 | DN-0970-14-B9 | 135 | DN-1010-60-B9 | 140 |
| 55-9294-34-34 | 154 | DN-0970-N3-B9 | 135 | DN-1010-N3-B9 | 140 |
| 55-9323-Y4-37 | 175 | DN-0971-14-B9 | 135 | DN-1010-S2-B9 | 140 |
| 55-9337-Y4-37 | 162 | DN-0971-N3-B9 | 135 | DN-1301-14-00 | 133 |
| 60-9293-34-M2 | 154 | DN-0972-14-B9 | 135 | DN-1301-J2-00 | 133 |
| 60-9294-34-M2 | 154 | DN-0972-N3-B9 | 135 | DN-1302-14-00 | 133 |
| 71-2821-05-05 | 87 | DN-0975-14-B9 | 136 | DN-1302-J2-00 | 133 |
| 71-9187-Y4-37 | 175 | DN-0975-N3-B9 | 136 | DN-1303-14-00 | 133 |
| 71-9197-05-05 | 162-164-167 | DN-0976-14-B9 | 136 | DN-1303-J2-00 | 133 |
| 71-9278-05-05 | 165 | DN-0976-N3-B9 | 136 | DN-1304-14-00 | 133 |
| ACT-0233-00-00 | 137 | DN-0977-14-B9 | 136 | DN-1304-J2-00 | 133 |
| ACT-0294-00-B9 | 140 | DN-0977-N3-B9 | 136 | DN-1305-14-00 | 133 |
| ACT-0363-00-00 | 149 | DN-0980-14-B9 | 135 | DN-1305-14-00 | 133 |
| ACT-0364-00-00 | 145 | DN-0980-N3-B9 | 135 | EP-0344-N3-XY | 143 |
| ACT-0365-00-00 | 145 | DN-0981-14-B9 | 135 | EP-0345-N3-XY | 143 |
| ACT-0458-N3-00 | 147 | DN-0981-N3-B9 | 135 | EP-0346-N3-XY | 143 |
| AP-0501-S2-00 | 149 | DN-0982-14-B9 | 135 | EP-0347-N3-XY | 143 |
| DN-0289-N3-00 | 148 | DN-0982-N3-B9 | 135 | EP-0348-N3-00 | 145 |
| DN-0290-N3-00 | 148 | DN-0985-14-B9 | 137 | EP-0349-N3-XY | 145 |
| DN-0297-N3-00 | 148 | DN-0985-N3-B9 | 137 | EP-0356-N3-00 | 145 |
| DN-0470-S2-00 | 147 | DN-0986-14-B9 | 137 | EP-0360-N3-XY | 145 |
| DN-0472-S2-00 | 148 | DN-0986-N3-B9 | 137 | EP-0506-00-B9 | 149 |
| DN-0510-S2-00 | 147 | DN-0987-14-B9 | 137 | PAN-090-14 | 25 |
| DN-0511-S2-00 | 148 | DN-0987-N3-B9 | 137 | PAN-103-14 | 41 |
| DN-0512-N3-00 | 148 | DN-0990-14-B9 | 135 | PAN-103-20 | 41 |
| DN-0520-14-00 | 139 | DN-0990-N3-B9 | 135 | PAN-104-14 | 25 |
| DN-0520-60-00 | 139 | DN-0991-14-B9 | 135 | PAN-133-BC | 123-125 |
| DN-0520-N3-00 | 139 | DN-0991-N3-B9 | 135 | PAN-135-BC | 123-125 |
| DN-0520-S2-00 | 139 | DN-0992-14-B9 | 135 | PAN-138-BC | 123-125 |
| DN-0521-14-00 | 138 | DN-0992-N3-B9 | 135 | PAN-139-BC | 123-125 |
| DN-0521-60-00 | 138 | DN-0995-14-B9 | 137 | PAN-140-BC | 123-125 |
| DN-0521-N3-00 | 138 | DN-0995-N3-B9 | 137 | PAN-141-BC | 123-125 |
| DN-0521-S2-00 | 138 | DN-0996-14-B9 | 137 | PAN-144-05 | 49-51 |
| DN-0522-14-00 | 138 | DN-0996-N3-B9 | 137 | PAN-144-14 | 49-51 |
| DN-0522-60-00 | 138 | DN-0997-14-B9 | 137 | PAN-144-20 | 49-51 |
| DN-0522-N3-00 | 138 | DN-0997-N3-B9 | 137 | PAN-145-05 | 49-51 |
| DN-0522-S2-00 | 138 | DN-1000-14-B9 | 141 | PAN-145-14 | 49-51 |
| DN-0524-14-00 | 139 | DN-1000-60-B9 | 141 | PAN-145-20 | 49-51 |
| DN-0524-60-00 | 139 | DN-1000-N3-B9 | 141 | | |

Marcas y símbolos Marks and symbols


 **Clase I**
Class I


 **Clase II**
Class II

 **Clase III**
Class III


 **Instalable sobre una superficie normalmente inflamable**
Suitable for installation on normally inflammable surfaces


 **No pueden ser instaladas en superficies inflamables**
Unsuitable for installation on normally inflammable surfaces


 **Fabricado según normas de seguridad y electromagnetismo de Europa**
Manufactured according to the set safety and electromagnetism standards of Europe


 **Resistente al hilo incandescente a 850°C**
Resistance to incandescent wire at 850°C

IP 20 Lámpara protegida contra la penetración de objetos sólidos mayores de 12mm.
Lamp protected against ingress of solid objects greater than 12mm.


 **IP 23** Lámpara protegida contra la penetración de objetos sólidos mayores de 12mm y contra el agua en forma de lluvia hasta 60° de inclinación.
Lamp protected against ingress of solid objects greater than 12mm and against spraying water


 **IP 44** Lámpara protegida contra la penetración de objetos sólidos mayores de 1mm y contra proyecciones de agua en todas direcciones.
Lamp protected against ingress of solid objects greater than 1mm and against splashing water


 **IP 65** Lámpara totalmente protegida contra la penetración de polvo y contra chorros de agua en todas direcciones.
Lamp dust-tight and protected against water jets


 **IP 54** Lámpara protegida contra la penetración de polvo y contra proyecciones de agua en todas direcciones.
Lamp protected against ingress of dust and against splashing water.

 **IP 55** Lámpara protegida contra la penetración de polvo y contra chorros de agua en todas direcciones.
Lamp protected against ingress of dust and water jets.

 **IP 66** Lámpara totalmente protegida contra la penetración de polvo y contra las pulverizaciones de agua con una presión de 1 bar a 3 metros.
Lamp dust-tight and protected against water jets and against water spray at a pressure of 1 bar at three metres.


 **IP 67** Lámpara totalmente protegida contra la penetración de polvo y contra los efectos de la inmersión.
Lamp dust-tight and protected against immersion.


 **IP 68... m** Lámpara totalmente protegida contra el polvo, protección contra los efectos de la inmersión prolongada en agua y en profundidad.
Lamp dust-tight and protected against the effects of prolonged immersion in water and at depth.

 **Distancia mínima entre el foco de la luminaria y el objeto iluminado**
Minimum distance to be left between the focus of the lighting fixture and the lightened object

 **Dirección del halo de luz**
Halo light direction

 **Modelos registrados**
Registered models


 **Con regulador de intensidad**
With dimmer


 **Con regulador de intensidad**
With dimmer


 **Rotación en el plano horizontal de ±15°**
Adjustable ±15° on the horizontal axis.

 **Rotación en el plano horizontal de ±20°**
Adjustable ±20° on the horizontal axis.

 **Ajustable de 0° a 40° en relación al plano horizontal.**
Adjustable from 0° to 40° on the horizontal axis.

 **Ajustable de 0° a 90° en relación al plano horizontal.**
Adjustable from 0° to 90° on the horizontal axis.

 **Rotación de 355° alrededor del plano vertical.**
Adjustable from 0° to 355° on the vertical axis.

 **Rotación de 360° alrededor del plano vertical.**
Adjustable from 0° to 360° on the vertical axis.

 **Corte de empotramiento.**
Hole dimensions for recessing.


 **Diámetro de empotramiento.**
Hole diameter for recessing.

- Las descripciones y medidas de los aparatos del presente catálogo son orientativas, pudiendo por tanto ser modificadas, a fin de mejorar las características técnicas o de diseño.
- La empresa se reserva el derecho de anular o modificar cualquier modelo sin previo aviso.
- Todos los modelos presentados cumplen las normas exigidas por la C.E. para aparatos de iluminación de uso doméstico y sus características vienen determinadas por las clases I y II.
- Los acabados y las especificaciones técnicas corresponden a los productos que se suministran en Europa, pudiendo estos variar en otros mercados.
- Para una buena conservación de las lámparas, no usar bombillas de potencia superior a las recomendadas y limpiar simplemente con un paño seco. No usar limpia metales, ya que dañan los barnices protectores que garantizan la duración del acabado.

- The descriptions and dimensions of the items in this catalogue are indicative and may be modified for the purpose of technical or design improvements.
- We reserve the right to cancel or change all models without prior notice.
- All items meet the E.C. Class I and Class II safety regulations for home lighting appliances.
- The finishes and technical specifications listed here are for the European market and may vary elsewhere.
- Do not use stronger bulbs than recommended, and always clean lamps with a soft dry cloth alone since metal polish will damage the protective finish.

Todos los derechos reservados. Ninguna parte de este libro puede ser reproducida en ningún formato de papel o electrónico, sin el consentimiento previo del editor o de los propietarios de los derechos.

All rights reserved. No part of this publication may be reproduced or transmitted in any form or by any means, electronic storage and retrieval system, without permission in writing from the copyright owner (s).





www.modulelectro.ru

España

Tel.: 973 46 81 01
Fax.: 973 46 81 29
info@leds-c4.com

Europe

Tel.: + 34 973 46 81 02
Fax.: + 34 973 46 81 06
europe@leds-c4.com

Asia - Pacific and Africa

Tel.: + 34 973 46 81 16
Fax.: + 34 973 46 81 06
export@leds-c4.com

América Latina

Tel.: + 34 973 46 81 15
Fax.: + 34 973 46 81 06
sudamerica@leds-c4.com

France - Portugal

Tel.: + 34 973 46 81 30
Fax.: + 34 973 46 81 29
france@leds-c4.com
portugal@leds-c4.com

USA - Canada - Ireland

Tel.: +34 973 46 81 09
Fax: +34 973 46 81 06
lighting@leds-c4.com

Middle East Countries

Tel.: + 34 973 46 81 08
Fax.: + 34 973 46 81 06
dep-export@leds-c4.com