
 **MODUL** 
ELECTRO
www.modulelectro.ru



WEVER & DUCRÉ
ARCHITECTURAL LIGHTING


used symbols

- A** ANODISED
- AS** ANO-SILVER
- B** BLACK
- BS** BLACK STRUCTURED
- C** CHROME
- CG** CONCRETE GREY
- G** GOLD
- SS** STAINLESS STEEL
- MC** MAT CHROME
- MC2** MAT CHAMPAGNE
- MW** MAT WHITE
- RAL** RAL ON DEMAND
- S** SATINISED
- TX** TEX 9006
- W** WHITE
- WS** WHITE STRUCTURED

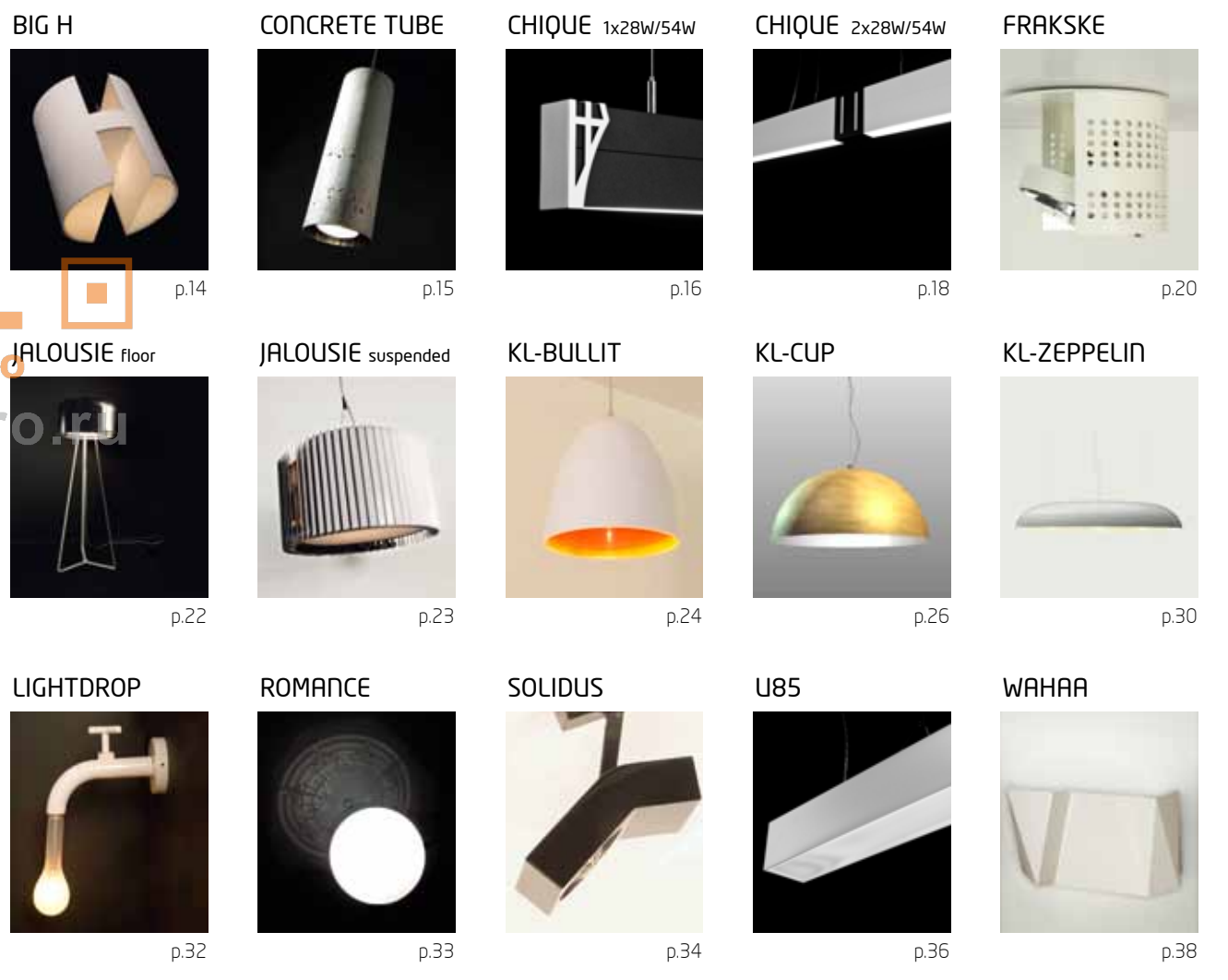

- FIXTURE CLASS 1
- FIXTURE CLASS 2
- FIXTURE CLASS 3
- NET WEIGHT KG
- ROTATE AND TILT
- DIRECTIONAL IN VERTICAL PLANE
- DIRECTIONAL IN HORIZONTAL PLANE
- GLOWTEST
- CUT OUT DIAMETER
- RECTANGULAR CUT OUT
- IP** PROTECTION DEGREE
- POLYCARBONATE OR ACRYLIC PROTECTION
- EQUIPPED WITH PROTECTION GLASS
- EQUIPPED WITH TEMPERED SAFETY GLASS
- NOT FOR MOUNTING ONTO/IN NORMALLY FLAMMABLE SURFACES
- CEILING MOUNTED
- CEILING AND WALL MOUNTED
- WALL MOUNTED
- FLOOR RECESSED
- FLOOR RECESSED, CEILING AND WALL MOUNTED
- CEILING THICKNESS
- D** DIMMABLE
- SAFETY DISTANCE
- INDOOR USE
- INDOOR/OUTDOOR USE
- TE** ELECTRONIC TRANSFORMER
- EVG** ELECTRONIC BALAST

The data in this catalogue are provided in good faith and only for your information. Wever & Ducré® reserves the right to alter all product data at any time, without prior notice. The general Wever & Ducré® nv sales conditions are always applicable. Nothing in this catalogue may be re-produced without the written permission of Wever & Ducré® nv.

Made in Belgium | April 2010
 photography: point studio
 designed by cayman.be



MODULO
 ELECTRO
 www.modulelectro.ru








JULES WABBES® WEVER & DUCRÉ

Brussels designer Jules Wabbes definitely was the premier representative of Belgian design in the 1960s and 70s. Initially an antiques dealer and decorator, in the 1950s he designed the interior for several Sabena aircrafts. A series of interior design commissions followed, including the International Science Hall at the Brussels Universal Exhibition, the royal couple's apartment on board the Belgian marine ship Godetia and the offices of the Crédit Communal or the Générale de Banque. A lover of beautiful materials, he created desks, tables, bookcases, mobile furniture, storage furniture, lamps and seating, in addition to the furniture Wabbes had made to measure or adapted for customers who commissioned him to fit out their interiors: beds, lights, door handles. All these different designs could be ordered in different sizes, materials or finishes.

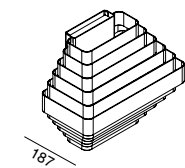
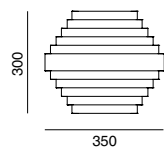
These were the foundations of the international reputation of his designs, designs of simple form and timeless elegance. His designs are to be released again...







MODULO
ELECTRO
www.modulelectro.ru



J.J.W. 01



- G 15600
- A 15602

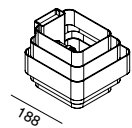
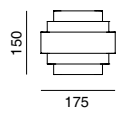
2x  | Halogen Classic A ES 75w | E27
220-240V | 50-60Hz |  |  | 

MODUL
ELECTRO
www.modulelectro.ru










MODUL ELECTRO
www.modulelectro.ru

J.J.W. 02



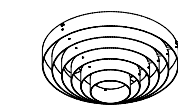
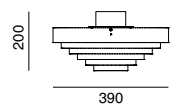
- G 15610
- A 15612

1x  | Halogen Classic A ES 75W | E27
 220-240V | 50-60Hz |  |  | 
 IP20 |  960°C |  |  0.000E









MODUL
ELECTRO
www.modulelectro.ru

J.J.W. 03



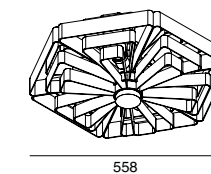
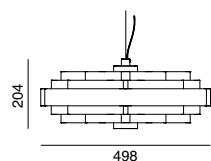
- G** 15620
- A** 15622

3x  | Halogen Classic R ES 75W | E27
 220-240V | 50-60Hz |  | 
 IP20 |  |  |  | 



MODULO
ELECTRO
www.modulelectro.ru

J.J.W. 04



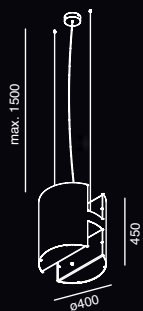
- G 15630
- A 15632

6x  | Halogen Classic A ES 75W | E27
 220-240V | 50-60Hz |  | 
 IP20 |  1960°C |  |  0,5lm



MODUL
ELECTRO
www.modulelectro.ru

BIG H 400 TC-TE



BS 10500
WS 10501

2xTC-TE 32W | GX24d-3 | EVG
220-240V | 50-60Hz | | | |

CONCRETE TUBE




CG 10529

QPAR30 75W | E27
220-240V | 50-60Hz | | | | |



reddot design award
winner 2009




MODULO
ELECTRO


www.modulelectro.ru

CHIQUE 1 x 28W/54W BS / CAP 2 / WS / art. nr.397561


CHIQUE 1 x 28W/54W WS / CAP 2 / BS / art. nr.397563



CHIQUE 1 x 28W/54W BS / CAP 3 / BS / art. nr.397570




CHIQUE 1 x 28W/54W BS / CAP 3 / C / art. nr.397572




CHIQUE 1 x 28W/54W WS / CAP 1 / BS / art. nr.397553



CHIQUE 1 x 28W/54W WS / CAP 3 / WS / art. nr.397574



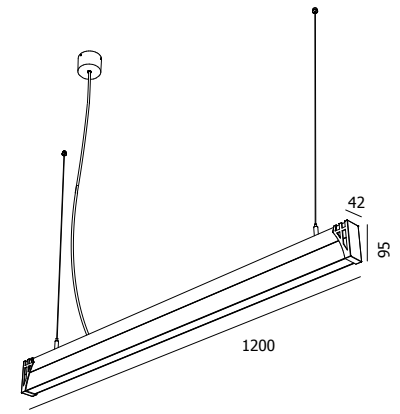
for CHIQUE WS for CHIQUE BS + C



CHIQUE 1 x 28W/54W BS / CAP 2 / WS / art. nr.397561



CHIQUE 1 x 28W/54W BS / CAP 2 / BS / art. nr.397560



CHIQUE 1 X 28W/54W

profile and one set endcaps included

BS	colour cap	BS	WS	C
	CAP 1	397550	397551	
	CAP 2	397560	397561	
	CAP 3	397570	397571	397572

WS	colour cap	BS	WS	C
	CAP 1	397553	397554	
	CAP 2	397563	397564	
	CAP 3	397573	397574	397575

C	colour cap	BS	WS	C
	CAP 1	397556	397557	
	CAP 2	397566	397567	
	CAP 3	397576	397577	397578



DUO CAP 2 / WS / art. nr.397661



DUO CAP 2 / BS / art. nr.397663

CHIQUE 2x28W/54W BS / DUO CAP 2 / WS / art. nr.397661



CHIQUE 2x28W/54W WS / DUO CAP 3 / C / art. nr.397675



CHIQUE 2x28W/54W BS / DUO CAP 1 / WS / art. nr.397651



CHIQUE 2x28W/54W C / DUO CAP 2 / BS / art. nr.397666

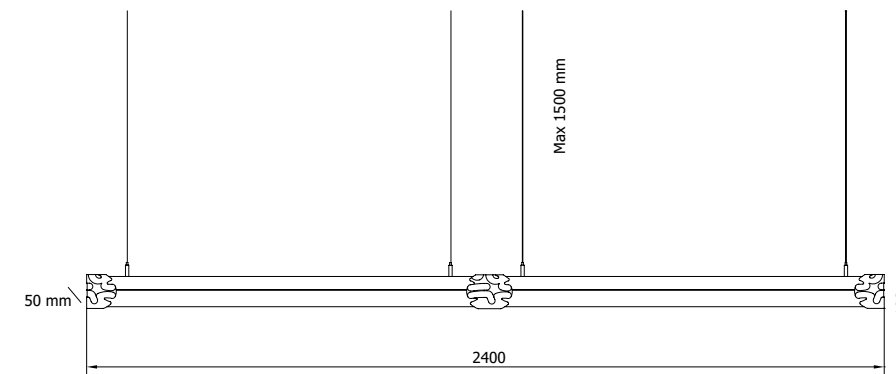
MODULO
ELECTRO
www.modulelectro.ru



CHIQUE 2x28W/54W BS / DUO CAP 3 / WS / art. nr.397671



CHIQUE 2x28W/54W WS / DUO CAP 1 / BS / art. nr.397653



CHIQUE 2 X 28W/54W

profile and one set endcaps + connection piece included

BS	colour cap	BS	WS	C
	DUO CAP 1	397650	397651	
	DUO CAP 2	397660	397661	
	DUO CAP 3	397670	397671	397672

WS	colour cap	BS	WS	C
	DUO CAP 1	397653	397654	
	DUO CAP 2	397663	397664	
	DUO CAP 3	397673	397674	397675

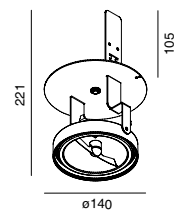
C	colour cap	BS	WS	C
	DUO CAP 1	397656	397657	
	DUO CAP 2	397666	397667	
	DUO CAP 3	397676	397677	397678



MODUL
ELECTRO
www.modulelectro.ru



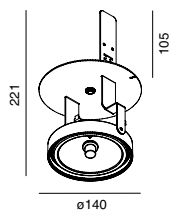
FRAKSKE QR-LP111



BS 10250
WS 10251
| QR111LP max. 45W | G53 | excl. TE
12V | 50-60Hz | \triangle | ∇ | D | IP20
 \square | ϕ 85mm | \square 0-25mm | --- | --- | --- | ---

Horizontal rotation 365° - Vertical rotation 60°

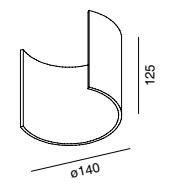
FRAKSKE HIR-CE111



BS 10252
WS 10253
| HIR-CE111 max. 35W | GX8.5 | excl. EVG
220-240V | 50-60Hz | \triangle | ∇ | D | IP20 | \square
 \square | ϕ 85mm | \square 0-25mm | --- | --- | --- | ---

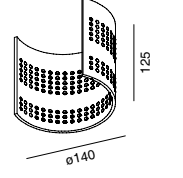
Horizontal rotation 365° - Vertical rotation 60°

FRAKSKE COVER 1



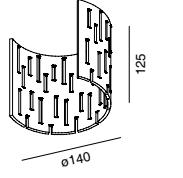
BG 10260
WG 10261
RG 10262
 ∇ | \square | ---
On request available in any RAL color

FRAKSKE COVER 2



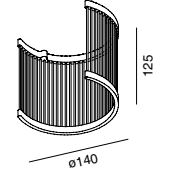
BG 10263
WG 10264
RG 10265
 ∇ | \square | ---
On request available in any RAL color

FRAKSKE COVER 3



BG 10266
WG 10267
RG 10268
 ∇ | \square | ---
On request available in any RAL color

FRAKSKE COVER 4



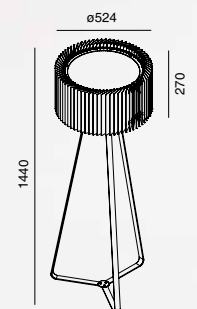
BG 10269
WG 10280
RG 10281
 ∇ | \square | ---
On request available in any RAL color



MODUL
ELECTRO
www.modulelectro.ru



JALOUSIE FLOOR



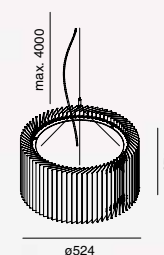
WG BG 10150
WG RG 10151

TC-DSE 27W | E27

or

CLASSIC MAT max. 100W | E27
220-240V | 50-60Hz | IP20 | 960°C | DALI | 100lm/W | 1500lm

JALOUSIE SUSPENDED



WG BG 10152
WG RG 10153

TC-DSE 27W | E27

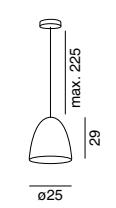
or

CLASSIC MAT max. 100W | E27
220-240V | 50-60Hz | IP20 | 960°C | DALI | 100lm/W | 1500lm



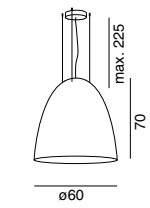
MODUL
ELECTRO
www.modulelectro.ru

BULLIT 25
max. 60W



BULLIT 25	KL0100	OUT	IN
	KL0101		
	KL0102		
	KL0103		
	KL0104		
	KL0110		
	KL0111		
	KL0112		
	KL0113		
	KL0114		
	KL0120		
	KL0121		
	KL0122		
	KL0123		
	KL0124		
	KL0130		
	KL0131		
	KL0132		
	KL0133		
	KL0134		

BULLIT 60
max. 100W

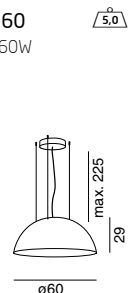


BULLIT 60	KL0200	OUT	IN
	KL0201		
	KL0202		
	KL0203		
	KL0204		
	KL0210		
	KL0211		
	KL0212		
	KL0213		
	KL0214		
	KL0220		
	KL0221		
	KL0222		
	KL0223		
	KL0224		
	KL0230		
	KL0231		
	KL0232		
	KL0233		
	KL0234		

KL-CUP

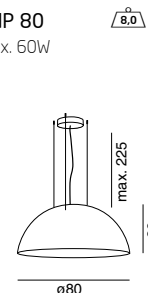


CUP 60
max. 60W



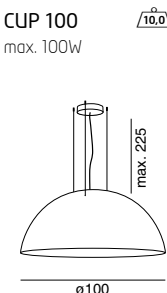
CUP 60		OUT	IN
KL0300			
KL0301			
KL0302			
KL0303			
KL0304			
KL0310			
KL0311			
KL0312			
KL0313			
KL0314			
KL0320			
KL0321			
KL0322			
KL0323			
KL0324			

CUP 80
max. 60W



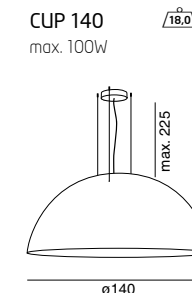
CUP 80		OUT	IN
KL0400			
KL0401			
KL0402			
KL0403			
KL0404			
KL0410			
KL0411			
KL0412			
KL0413			
KL0414			
KL0420			
KL0421			
KL0422			
KL0423			
KL0424			
KL0430			
KL0431			
KL0432			
KL0433			
KL0434			
KL0440			
KL0441			
KL0442			
KL0443			
KL0444			

CUP 100
max. 100W



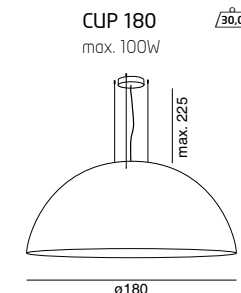
CUP 100		OUT	IN
KL0500			
KL0501			
KL0502			
KL0503			
KL0504			
KL0510			
KL0511			
KL0512			
KL0513			
KL0514			
KL0520			
KL0521			
KL0522			
KL0523			
KL0524			
KL0530			
KL0531			
KL0532			
KL0533			
KL0534			
KL0540			
KL0541			
KL0542			
KL0543			
KL0544			

CUP 140
max. 100W



CUP 140		OUT	IN
KL0600			
KL0601			
KL0602			
KL0603			
KL0604			
KL0610			
KL0611			
KL0612			
KL0613			
KL0614			
KL0620			
KL0621			
KL0622			
KL0623			
KL0624			

CUP 180
max. 100W



CUP 180		OUT	IN
KL0700			
KL0701			
KL0702			
KL0703			
KL0704			
KL0710			
KL0711			
KL0712			
KL0713			
KL0714			
KL0720			
KL0721			
KL0722			
KL0723			
KL0724			

KL-CUP



MODUL
ELECTRO
www.modulelectro.ru

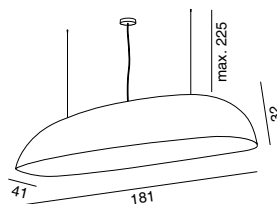


KL-ZEPPELIN

ZEPPELIN E27

max. 60W

3x globe | E27 | 220-240V | 50-60Hz | 1960°C | IP20 | 0,5m | 110



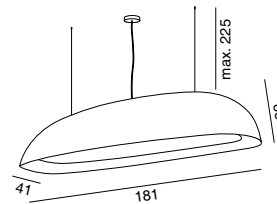
ZEP E27		OUT	IN
KL1000			
KL1001			
KL1002			
KL1003			
KL1004			
KL1010			
KL1011			
KL1012			
KL1013			
KL1014			
KL1020			
KL1021			
KL1022			
KL1023			
KL1024			
KL1030			
KL1031			
KL1032			
KL1033			
KL1034			
KL1040			
KL1041			
KL1042			
KL1043			
KL1044			

FIBREGLASS

ZEPPELIN T5

dimmable indirect light - incl. dimbutton


2x T5 28/54W | G5 | 220...240V | 50...60Hz | 1960°C | IP20 | 0,5m | 110



ZEP T5		OUT	IN
KL1100			
KL1101			
KL1102			
KL1103			
KL1104			
KL1110			
KL1111			
KL1112			
KL1113			
KL1114			
KL1120			
KL1121			
KL1122			
KL1123			
KL1124			
KL1130			
KL1131			
KL1132			
KL1133			
KL1134			
KL1140			
KL1141			
KL1142			
KL1143			
KL1144			

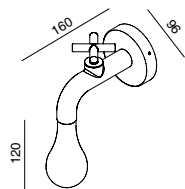
FIBREGLASS

MODUL
ELECTRO
www.modulelectro.ru





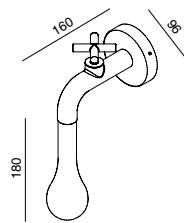
LIGHTDROP 120



- C S 10270
- BS S 10271
- WS S 10272

— | H-PIN 25-40W | G9
 220-240V | 50-60Hz | \triangleleft | ∇ | Ⓢ | D | IP44
 960° | 0.5m | 150

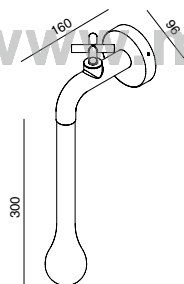
LIGHTDROP 180



- C S 10273
- BS S 10274
- WS S 10275

— | H-PIN 25-40W | G9
 220-240V | 50-60Hz | \triangleleft | ∇ | Ⓢ | D | IP44
 960° | 0.5m | 150

LIGHTDROP 300



- C S 10276
- BS S 10277
- WS S 10278

— | H-PIN 25-40W | G9
 220-240V | 50-60Hz | \triangleleft | ∇ | Ⓢ | D | IP44
 960° | 0.5m | 150

MODUL
 ELECTRO
 www.modulelectro.ru

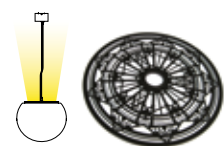


ROMANCE




- WS S 10081

— | QT12 max. 100W | GY6.35 | incl. TE
 220-240V | 50-60Hz | \triangleleft | ∇ | D
 IP20 | 960° | 0.5m | 150
 Sandblasted glass

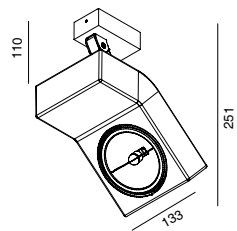


glass disc projects pattern on the ceiling



MODUL
ELECTRO
www.modulelectro.ru

SOLIDUS Foot QR111

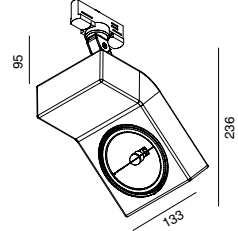


- C** 10530
- BG** 10531
- WG** 10532

QR111LP max. 45W | G53 | TE
220-240V | 50-60Hz | \diamond | ∇ | D | IP20
960°C | \llcorner | 0.5mm | \oplus | \triangle

Horizontal rotation 365° - Vertical rotation 90°

SOLIDUS TRACK QR111

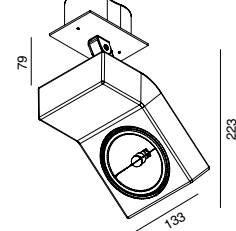


- C** 10536
- BG** 10537
- WG** 10538

QR111LP max. 45W | G53 | TE
220-240V | 50-60Hz | \diamond | ∇ | D | IP20
960°C | \llcorner | 0.5mm | \oplus | \triangle

Horizontal rotation 365° - Vertical rotation 90°

SOLIDUS FRONTPLATE QR111

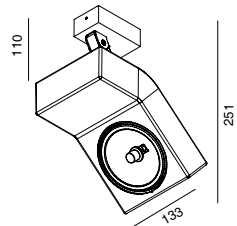


- C** 10542
- BG** 10543
- WG** 10544

QR111LP max. 45W | G53 | TE
220-240V | 50-60Hz | \diamond | ∇ | D | IP20
960°C | \llcorner 62x108mm | \llcorner | 0.5mm | \oplus | \triangle

Horizontal rotation 365° - Vertical rotation 90°

SOLIDUS FOOT HIR-CE111

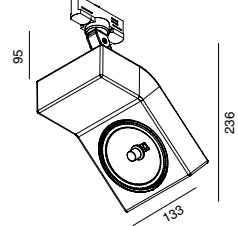


- C** 10533
- BG** 10534
- WG** 10535

HIR-CE111 35W | GX8.5 | EVG
220-240V | 50-60Hz | \diamond | ∇ | IP20
960°C | \llcorner | 0.5mm | \oplus | \triangle

Horizontal rotation 365° - Vertical rotation 90°

SOLIDUS TRACK HIR-CE111

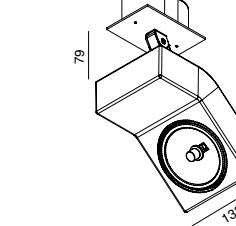


- C** 10539
- BG** 10540
- WG** 10541

HIR-CE111 35W | GX8.5 | EVG
220-240V | 50-60Hz | \diamond | ∇ | IP20
960°C | \llcorner | 0.5mm | \oplus | \triangle

Horizontal rotation 365° - Vertical rotation 90°

SOLIDUS FRONTPLATE HIR-CE111



- C** 10545
- BG** 10546
- WG** 10547

HIR-CE111 35W | GX8.5 | EVG
220-240V | 50-60Hz | \diamond | ∇ | IP20
960°C | \llcorner 62x108mm | \llcorner | 0.5mm | \oplus | \triangle

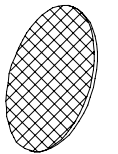
Horizontal rotation 365° - Vertical rotation 90°

SOLIDUS UV/INFRA RED FILTER



10554

SOLIDUS HONEYCOMB



10548

SOLIDUS SPREADLENS



10549

MODUL
ELECTRO
www.modulelectro.ru



35857 twin cable u85


FULL CONTINUOUS TL5



MODULE FULL CONTINUOUS

35410	U85-FULL CONT.MOD.14/24
35411	U85-FULL CONT.MOD.21/39
35412	U85-FULL CONT.MOD.28/54
35413	U85-FULL CONT.MOD.35/49/80

SEAMLESS



MODULE SEAMLESS

35425	U85-SEAMLESS.MOD.14/24
35426	U85-SEAMLESS.MOD.21/39
35427	U85-SEAMLESS.MOD.28/54

DARKLIGHT TL5



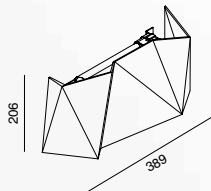
MODULE DARKLIGHT

35414	U85-FULL DARKL.MOD.14/24
35415	U85-FULL DARKL.MOD.21/39
35416	U85-FULL DARKL.MOD.28/54
35417	U85-FULL DARKL.MOD.35/49/80



MODULO
ELECTRO
www.modulelectro.ru

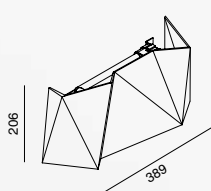
WAHAA EVG



BG 10570
WG 10571
RG 10572

2xTC-L 18W | 2G11 | EVG
220-240V | 50-60Hz | IP20

WAHAA EGVD



BG 10573
WG 10574
RG 10575

2xTC-L 18W | 2G11 | EVGD
220-240V | 50-60Hz | IP20

HEAD OFFICE

Wever & Ducre nv-sa
Beversesteenweg 565 - 8800 Roeselare - Belgium
Phone +32 51 23 24 40 - Fax +32 51 22 97 03
info@wever-ducre.com - www.wever-ducre.com

REPRESENTATIVE OFFICES

Wever & Ducre NEDERLAND

ILLUM

Waaier 50
2451 VW Leimuiden
Phone +31 172 50 66 68
Fax +31 172 50 66 69
info.nl@wever-ducre.com

Wever & Ducre GmbH

Schanzenstrasse 39, D17
51063 Köln
Phone +49 221 96447510
Fax +49 221 96447515
Phone 00800 36 25 36 25 (toll free nr)
Fax 00800 45 60 78 90
info.deutschland@wever-ducre.com

Wever & Ducre UK

13-16 Britton Street
Farringdon
London EC1M 5SX - United Kingdom
Phone +44 20 7253 0402
Fax +44 20 7253 0404
Phone 00800 36 25 36 25 (toll free nr)
Fax 00800 45 60 78 90
info.uk@wever-ducre.com

Wever & Ducre ITALIA Srl

Via Isonzo, 96
10141 Torino - Italia
Phone +39 011 38 35 177
Fax +39 011 38 35 172
info@wever-ducre.it

Wever & Ducre IBERIA

Latinoamérica - Angola
C/ Emilio Rubín 11
28033 Madrid - Espana
Phone +34 913 005 470
Fax +34 913 004 730
info.espana@wever-ducre.com

Wever & Ducre Asia Pacific Ltd.

RM. 1413, Block A, Sea View Estate
2 Watson Road
North Point - Hong Kong
Phone +852 2110 6955
Fax +852 3106 4096
info@wever-ducre.com.hk



WEVER & DUCRÉ
ARCHITECTURAL LIGHTING

Member of the 2B delighted® group | **delighted**

MODUL
ELECTRO
www.modulelectro.ru



WEVER & DUCRÉ
ARCHITECTURAL LIGHTING